

## APPENDIX C - SETUP PHOTOS

Figure: 1





Back Side	Body/Extremity Configuration			Separation Distance to Phantom (mm)	
Accessories Shown					
Antenna	Battery	Body	Audio	Antenna	DUT
n/a	n/a	n/a	n/a	0	0
DUT	A04211	Phantom	ELI		
					
Normal View			Close-Up		

Figure: 2					
Front Side	Body/Extremity Configuration			Separation Distance to Phantom (mm)	
Accessories Shown					
Antenna	Battery	Body	Audio	Antenna	DUT
n/a	n/a	n/a	n/a	0	0
DUT	A04211	Phantom	ELI		
					
Normal View			Close-Up		

**Figure: 3**

Side	Body/Extremity Configuration			Separation Distance to Phantom (mm)	
Accessories Shown					
Antenna	Battery	Body	Audio	Antenna	DUT
n/a	n/a	n/a	n/a	0	0
DUT	A04211	Phantom	ELI		



**Normal View**



**Close-Up**