

E-Label Information

The following specific instructions are provided in the Quick Start Manual that ships with the device

Label viewing directions are found in the user manual (outlined here for reference) and available on line at www.garmin.com



Getting the Owner's Manual

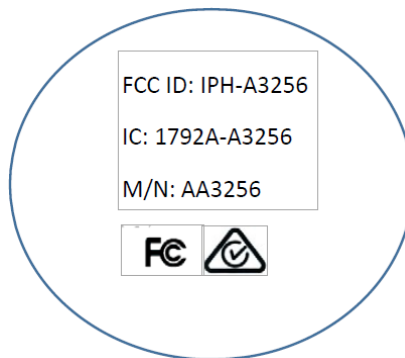
The owner's manual includes instructions for using device features and accessing regulatory information
Go to www.garmin.com/manuals/vivomove HR

The following are the specific instructions provided in the owner's manual that is provided at www.garmin.com/manuals:

Viewing Device Information

You can view the unit ID, software version, regulatory information, and remaining battery percentage.

- 1 Hold the touchscreen to view the menu.
- 2 Select   **About**.
- 3 Swipe to view the information.



The above M/N, FCC ID, and IC numbers are also printed on the product packaging



PMN is permanently molded into the back of the unit.