

Summary of Radiated Rx Emissions

Measured Frequency Range (MHz)	Channel Frequency	Antenna Polarization	Emission Frequency	Measured Emission [E _{Meas}] (dBuV)	Antenna ACF [ACF] (dB)	Cable Loss [L _c] (dB)	Amplifier Gain [G _A] (dB)	Corrected Emission [E _{Corr}] (dBuV/m)	Limit (dBuV)	Margin (dB)
30-1000MHz	-	Horizontal	ND	ND (1)	0.00	0.00	0.00 (3)	ND (2)	46.0	n/a
30-1000MHz	-	Vertical	ND	ND (1)	0.00	0.00	0.00 (3)	ND (2)	43.5	n/a
1 - 3GHz	-	Horizontal	ND	ND (1)	27.40	4.58	0.00 (3)	ND	54.0	n/a
1 - 3GHz	-	Vertical	ND	ND (1)	27.40	4.58	0.00 (3)	ND	54.0	n/a
3-13GHz	-	Horizontal	ND	ND (1)	36.76	9.86	0.00 (3)	ND	54.0	n/a
3-13GHz	-	Vertical	ND	ND (1)	36.76	9.86	0.00 (3)	ND	54.0	n/a
13-18GHz	-	Horizontal	ND	ND (1)	38.75	16.54	0.00 (3)	ND	54.0	n/a
13-18GHz	-	Vertical	ND	ND (1)	38.75	16.54	0.00 (3)	ND	54.0	n/a
18-26GHz	-	Horizontal	ND	ND (1)	43.50	21.86	26.00	ND	54.0	n/a
18-26GHz	-	Vertical	ND	ND (1)	43.50	21.86	26.00	ND	54.0	n/a
Results:									Complies	

(1) No Emissions Detected (ND) above ambient or within 20dB of the limit

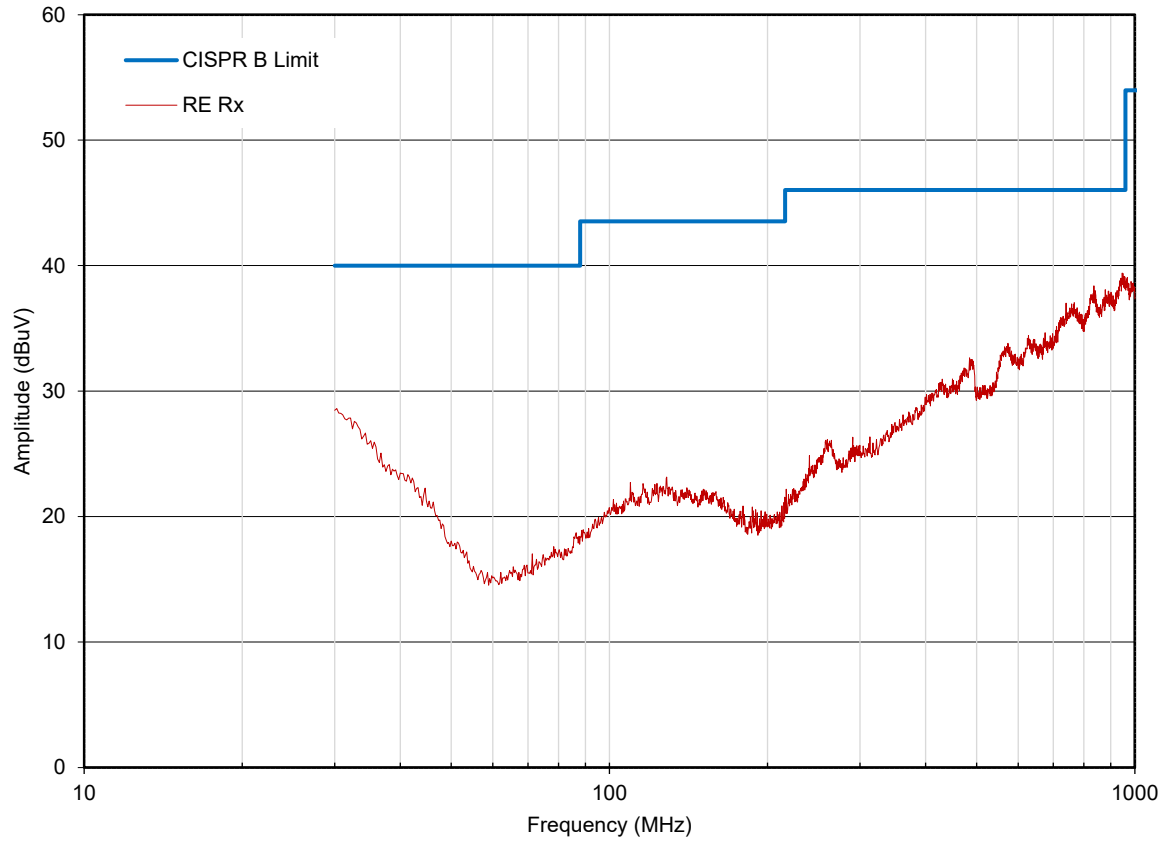
(2) Antenna ACF, Cable Loss and Amplifier Gain corrected in Spectrum Analyzer Transducer Factor

(3) External Amplifier not used

$$E_{\text{Corr}} = E_{\text{Meas}} + \text{ACF} + L_{\text{C}} - G_{\text{A}}$$

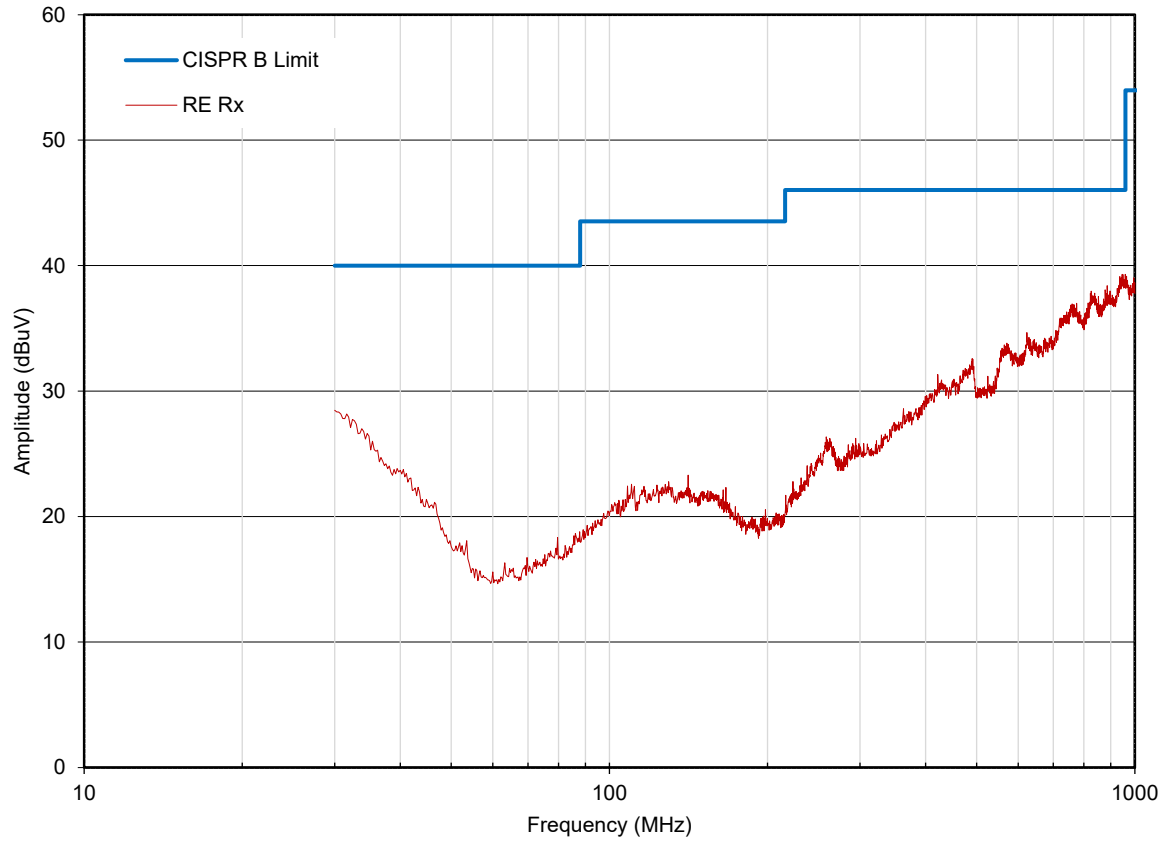
Radiated Rx Emissions:

Radiated Rx Emissions (30MHz - 1GHz)
OATS Horizontal



Radiated Rx Emissions:

Radiated Rx Emissions (30MHz - 1GHz)
OATS Vertical



Radiated Rx Emissions:

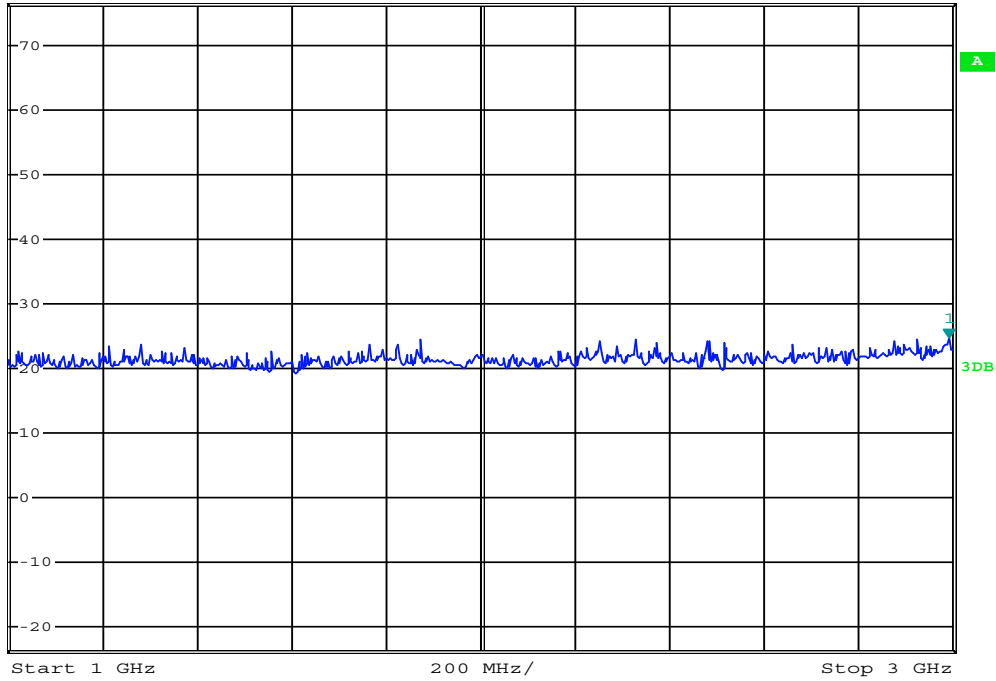


*RBW 1 MHz Marker 1 [T1]
VBW 3 MHz 24.61 dBμV
SWT 10 ms 2.992000000 GHz

Ref 76.3 dBμV

*Att 0 dB

1 PK
VIEW



Date: 31.JAN.2023 16:16:30

Polarization:
Marker 1 = Fundamental

Measured Emission: dBm

Radiated Rx Emissions:

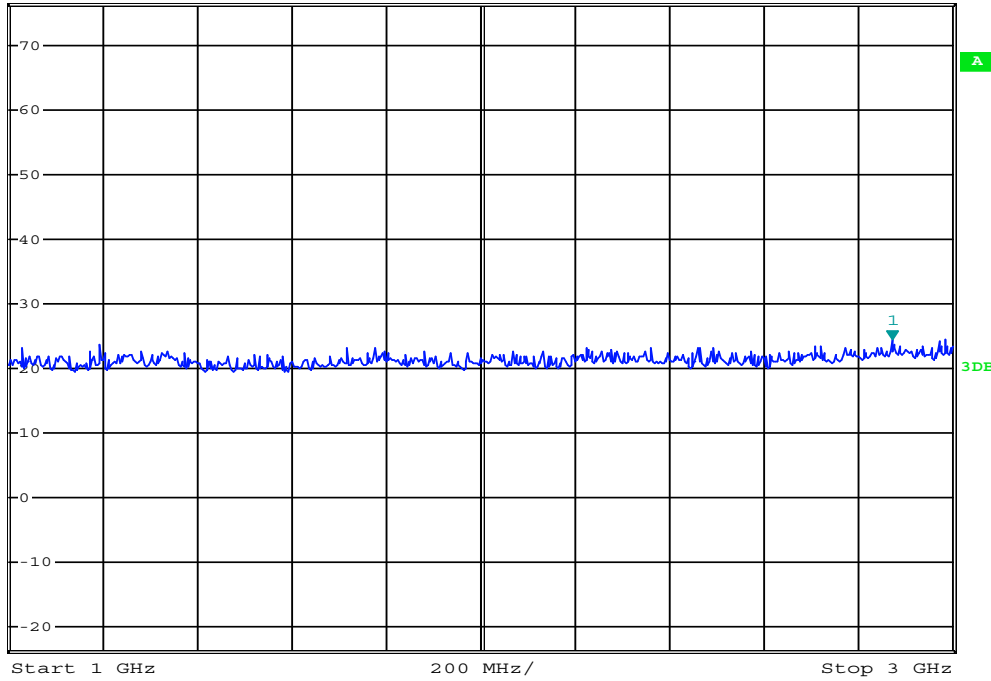


*RBW 1 MHz Marker 1 [T1]
VBW 3 MHz 24.38 dBμV
SWT 10 ms 2.872000000 GHz

Ref 76.3 dBμV

*Att 0 dB

1 PK
VIEW



Date: 31.JAN.2023 16:38:12

Polarization:
Marker 1 = Fundamental

Measured Emission: dBm

Radiated Rx Emissions:

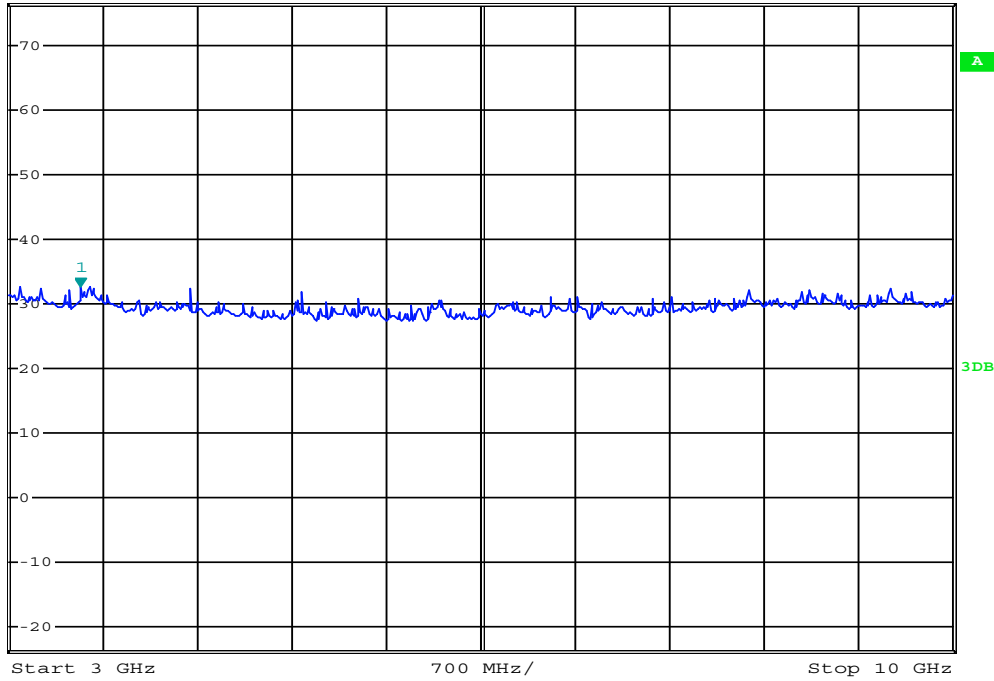


*RBW 1 MHz Marker 1 [T1]
VBW 3 MHz 32.71 dBμV
SWT 140 ms 3.532000000 GHz

Ref 76.3 dBμV

*Att 0 dB

1 PK
VIEW



Date: 31.JAN.2023 16:47:27

Polarization:

Measured Emission: dBm

Radiated Rx Emissions:

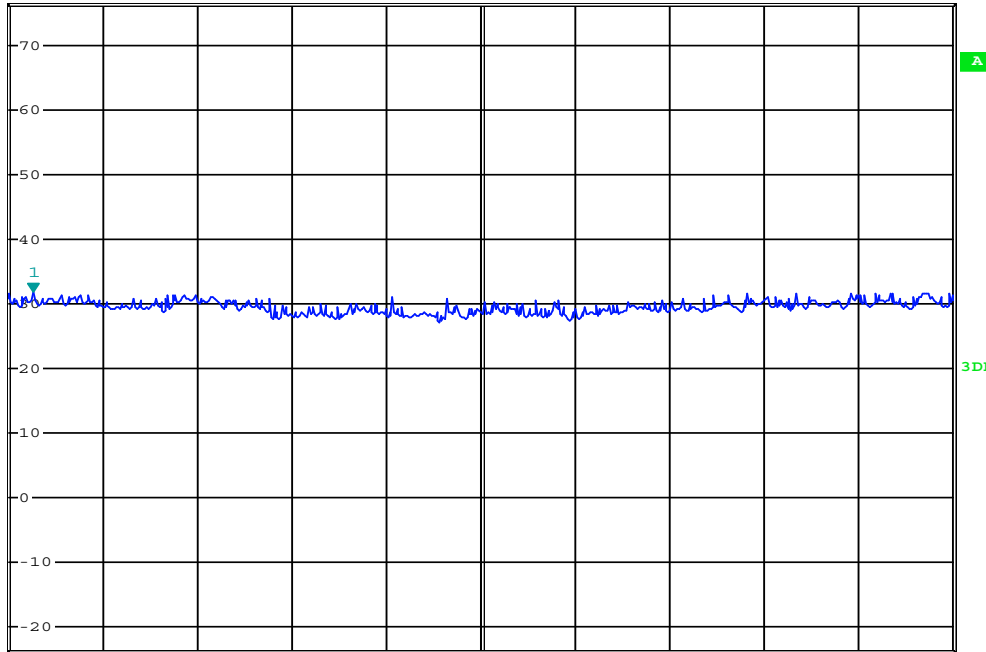


*RBW 1 MHz Marker 1 [T1]
VBW 3 MHz 31.79 dBμV
SWT 75 ms 10.093600000 GHz

Ref 76.3 dBμV

*Att 0 dB

1 PK
VIEW



Start 10 GHz

360 MHz/

Stop 13.6 GHz

Date: 31.JAN.2023 16:17:02

Polarization:

Measured Emission: dBm

Radiated Rx Emissions:

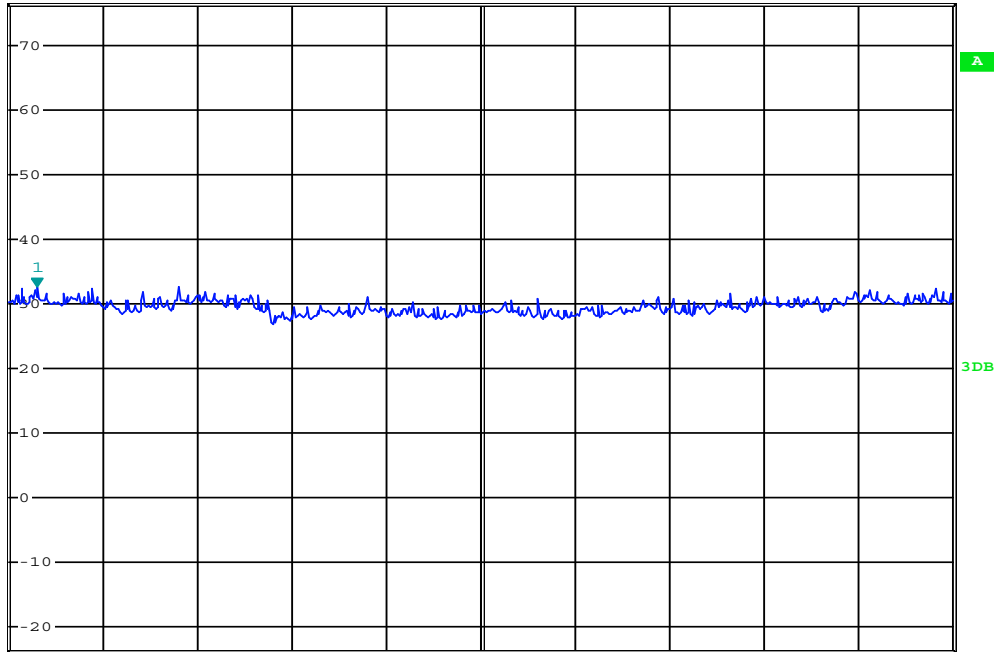


*RBW 1 MHz Marker 1 [T1]
VBW 3 MHz 32.72 dBμV
SWT 75 ms 10.108000000 GHz

Ref 76.3 dBμV

*Att 0 dB

1 PK
VIEW



Start 10 GHz

360 MHz/

Stop 13.6 GHz

Date: 31.JAN.2023 16:37:33

Polarization:

Measured Emission: dBm

Radiated Rx Emissions:

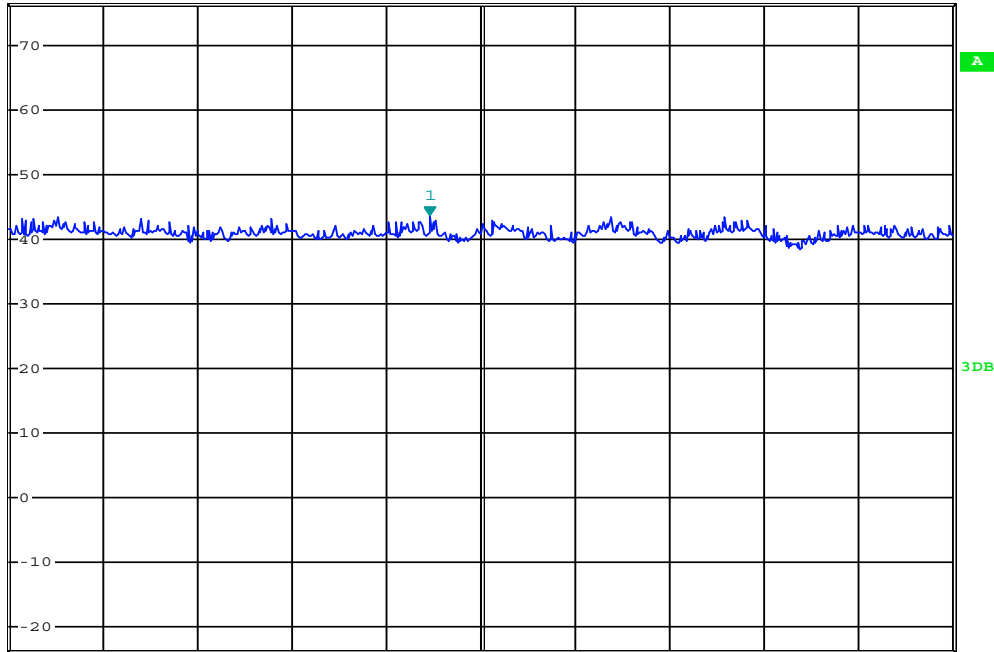


*RBW 1 MHz Marker 1 [T1]
VBW 3 MHz 43.53 dBμV
SWT 90 ms 15.562400000 GHz

Ref 76.3 dBμV

*Att 0 dB

1 PK
VIEW



Date: 31.JAN.2023 16:39:00

Polarization:

Measured Emission: dBm

Radiated Rx Emissions:

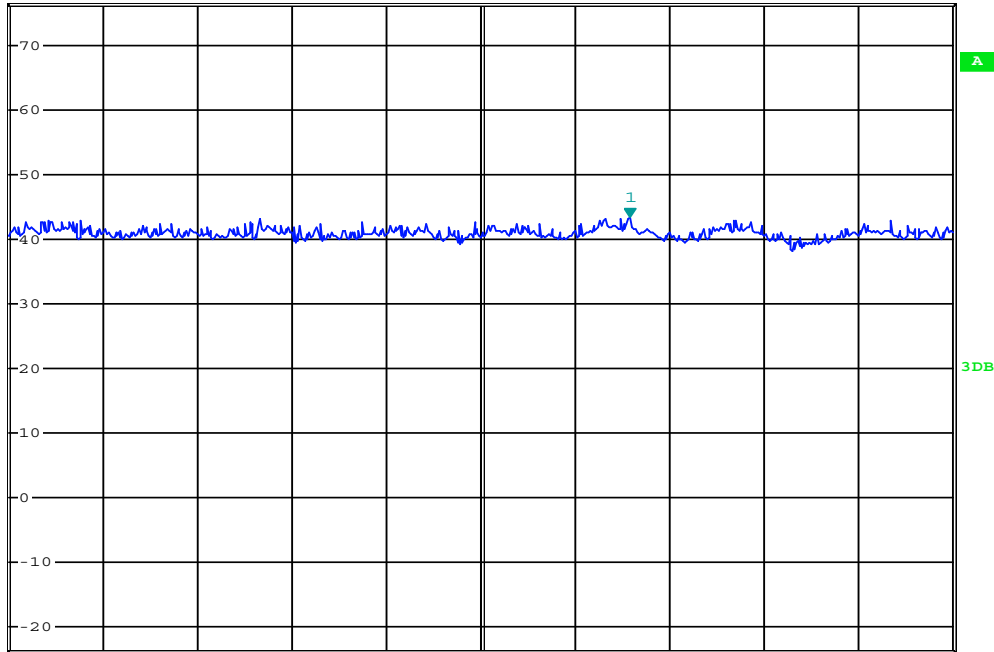


*RBW 1 MHz Marker 1 [T1]
VBW 3 MHz 43.39 dBμV
SWT 90 ms 16.495200000 GHz

Ref 76.3 dBμV

*Att 0 dB

1 PK
VIEW



Start 13.6 GHz

440 MHz/

Stop 18 GHz

Date: 31.JAN.2023 16:46:45

Polarization:

Measured Emission: dBm

Radiated Rx Emissions:

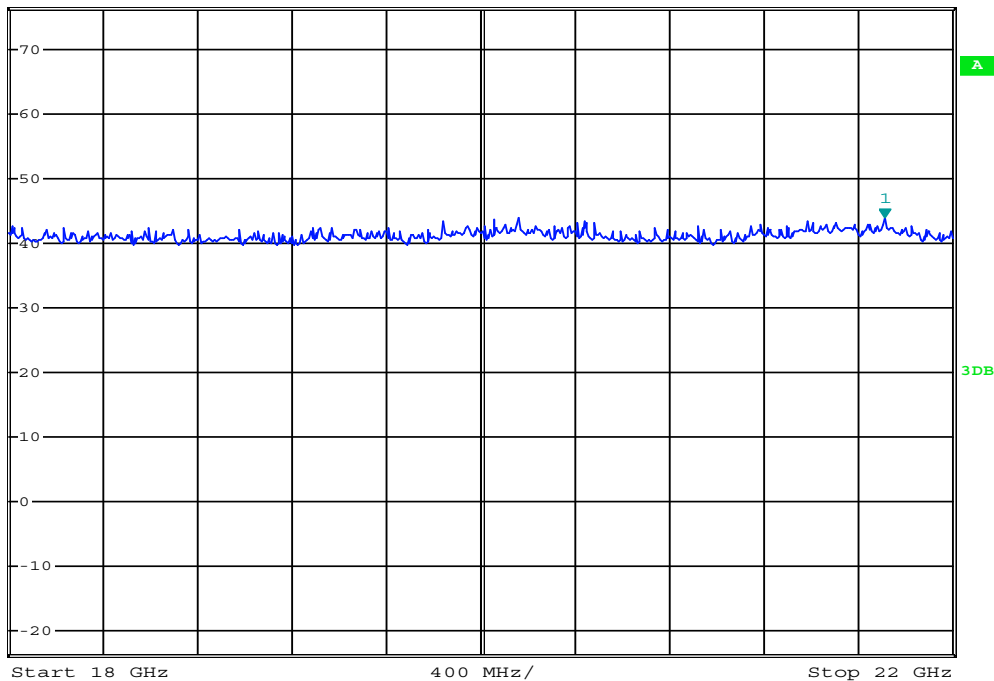


*RBW 1 MHz Marker 1 [T1]
VBW 3 MHz 43.91 dBμV
SWT 80 ms 21.712000000 GHz

Ref 76.3 dBμV

*Att 0 dB

1 PK
VIEW



Date: 31.JAN.2023 17:22:02

Polarization:

Measured Emission: dBm

Radiated Rx Emissions:

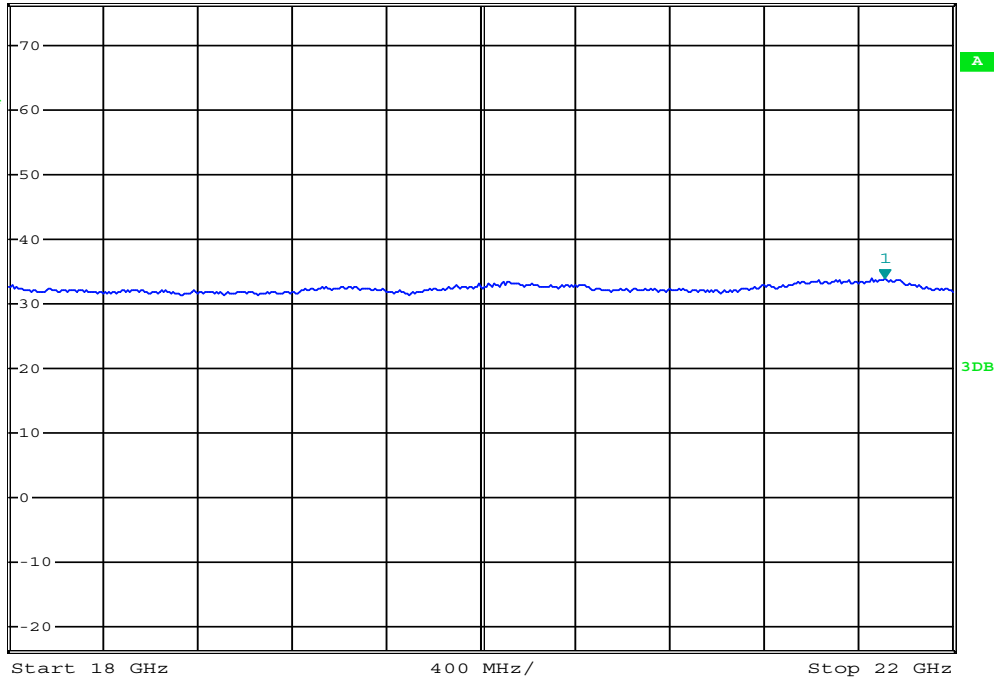


*RBW 1 MHz Marker 1 [T1]
 VBW 10 MHz 33.94 dBμV
 SWT 80 ms 21.712000000 GHz

Ref 76.3 dBμV

*Att 0 dB

1 RM
 VIEW



Date: 31.JAN.2023 15:47:16

Polarization:

Measured Emission: dBm

Radiated Rx Emissions:

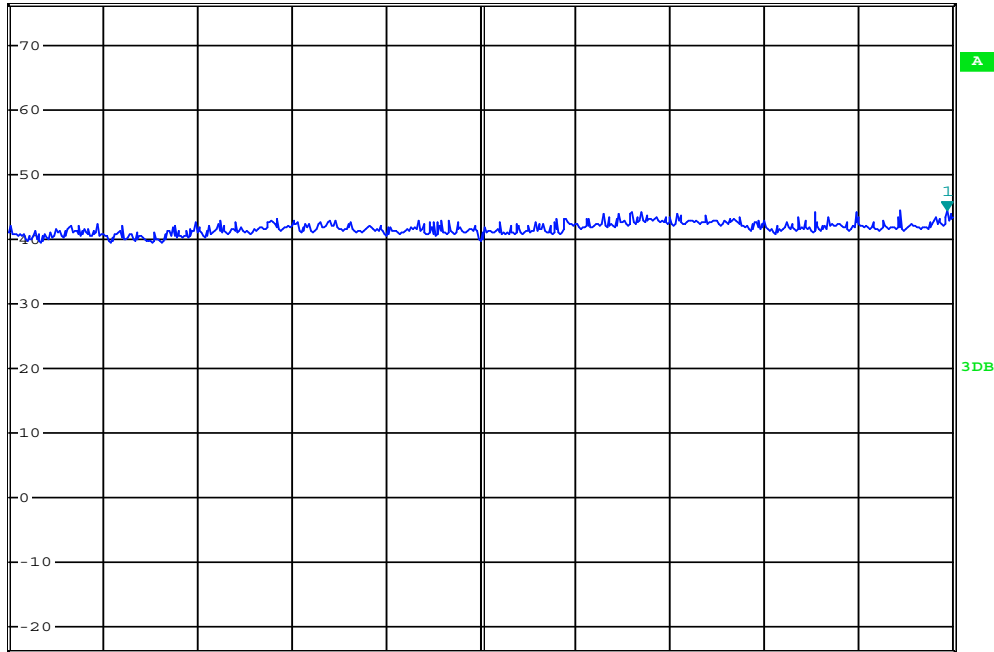


*RBW 1 MHz Marker 1 [T1]
VBW 3 MHz 44.46 dBμV
SWT 80 ms 25.976000000 GHz

Ref 76.3 dBμV

*Att 0 dB

1 PK
VIEW



Date: 31.JAN.2023 17:31:11

Polarization:

Measured Emission: dBm

Radiated Rx Emissions:

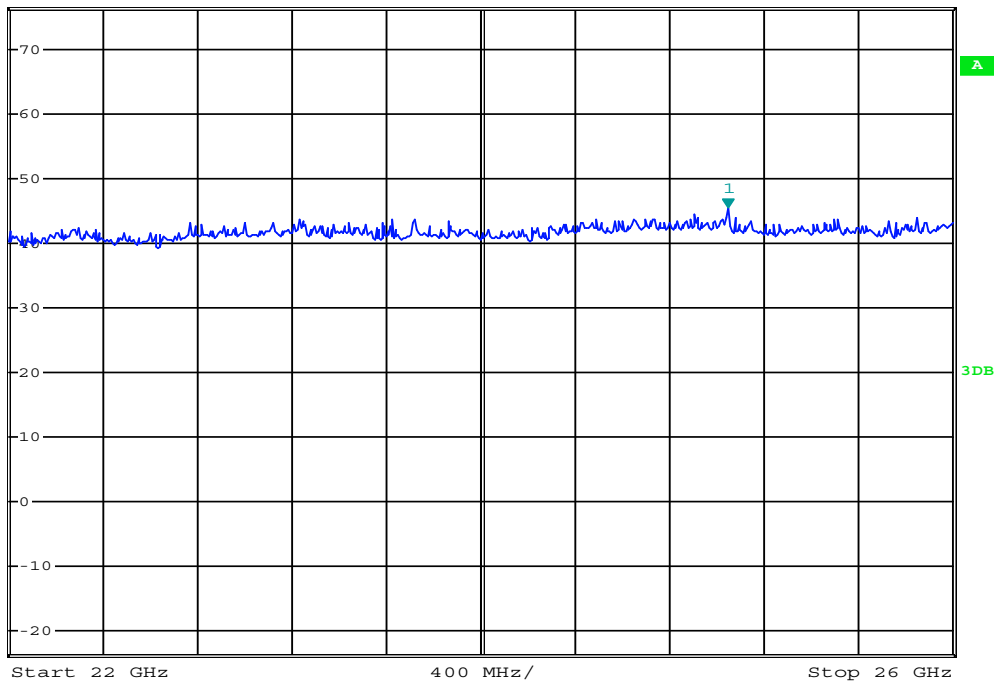


*RBW 1 MHz Marker 1 [T1]
VBW 3 MHz 45.43 dBμV
SWT 80 ms 25.048000000 GHz

Ref 76.3 dBμV

*Att 0 dB

1 PK
VIEW



Date: 31.JAN.2023 17:21:40

Polarization:

Measured Emission: dBm