

APPENDIX C - SETUP PHOTOS

Figure C.1 – Setup Photo, Back Touch - Far




Figure C.2 – Setup Photo, Back Touch - Close



Figure C.3 – Setup Photo, Front Touch -Far




Figure C.4 – Setup Photo, Front Touch - Close



Figure C.5 – Setup Photo, Left Edge - Far




Figure C.6 – Setup Photo, Left Edge - Close



Figure C.7 – Setup Photo, Top Edge - Far




Figure C.8 – Setup Photo, Top Edge - Close

