

APPENDIX C - SETUP PHOTOS

Figure C.1 – Setup Photo, Back Side 5mm – ELI Phantom – Body SAR




Figure C.2 – Setup Photo, Front Side 5mm – ELI Phantom – Body SAR




Figure C.3 – Setup Photo, Back Side -Touch – ELI Phantom – Extremity SAR




Figure C.4 – Setup Photo, Front Side -Touch – ELI Phantom – Extremity SAR




Figure C.5 – Setup Photo, Right Edge Touch - ELI Phantom – Extremity SAR




Figure C.6 – Setup Photo, Bottom - Touch – ELI Phantom – Extremity SAR

