

APPENDIX C - SETUP PHOTOS

Figure C.1 – Setup Photo, Back Touch



Figure C.1 – Setup Photo, Back Touch



Figure C.2 – Setup Photo, Front Touch




Figure C.2 – Setup Photo, Front Touch



Figure C.3 – Setup Photo, Left Touch




Figure C.3 – Setup Photo, Left Touch



Figure C.4 – Setup Photo, Right Touch




Figure C.4 – Setup Photo, Right Touch



Figure C.5 – Setup Photo, Top Touch



Figure C.5 – Setup Photo, Top Touch



Figure C.6 – Setup Photo, Bottom Touch



Figure C.6 – Setup Photo, Bottom Touch

