



FCC LISTED, REGISTRATION  
 NUMBER: 2764.01

ISED LISTED REGISTRATION  
 NUMBER: 23595-1

Test Report No:

4158ERM.010

## Partial Test report

**USA FCC Part 15.407 (U-NII), 15.209; & CANADA RSS-247, RSS-Gen**  
 Unlicensed National Information Infrastructure Devices. General technical requirements.  
 License-Exempt Radio Apparatus (All Frequency Bands): Category I Equipment.  
 General Requirements and Information for the Certification of Radio Apparatus.

(*) Identification of item tested	Infotainment Head Unit
(*) Trademark	Garmin
(*) Model and /or type reference	IDC23 High 8185
Other identification of the product	HW version: AA3911 FCC ID: IPH-03911 IC: 1792A-03911
(*) Features	Bluetooth classic; BLE; Wi-Fi 2.4GHz; Wi-Fi 5GHz; GNSS
Manufacturer	Garmin International, Inc. 1200 E. 151st Street Olathe, Kansas 66062, USA
Test method requested, standard	USA FCC Part 15.407 10-1-22 Edition: Unlicensed National Information Infrastructure Devices. General technical requirements. USA FCC Part 15.209 10-1-22 Edition: Radiated emission limits; general requirements. CANADA RSS-247 Issue 2 (February 2017). CANADA RSS-Gen Issue 5 (April 2018). 789033 D02 General UNII Test Procedures New Rules v02r01 Guidance for Compliance Testing of Unlicensed National Information Infrastructure (U-NII) Devices ANSI C63.10-2013: American National Standard for Testing Unlicensed Wireless Devices.
Summary	See Appendix A
Approved by (name / position & signature)	Domingo Galvez EMC&RF Lab Manager
Date of issue	10-17-2023
Report template No	FDT08_23 (*) "Data provided by the client"

## Index

---

ACRONYMS .....	3
COMPETENCES AND GUARANTEES .....	3
GENERAL CONDITIONS .....	3
UNCERTAINTY .....	4
DATA PROVIDED BY THE CLIENT .....	4
USAGE OF SAMPLES .....	5
TEST SAMPLE DESCRIPTION .....	6
IDENTIFICATION OF THE CLIENT .....	6
TESTING PERIOD AND PLACE .....	7
DOCUMENT HISTORY .....	8
ENVIRONMENTAL CONDITIONS .....	8
REMARKS AND COMMENTS .....	8
LIST OF EQUIPMENT USED DURING THE TEST .....	9
TESTING VERDICTS .....	10
SUMMARY .....	10
APPENDIX A: TEST RESULTS. WI-FI 5GHZ .....	11

## Acronyms

Acronym ID	Acronym Description
	Emission Bandwidth
# of Tx Chains	Number of Transmission Chains
Avg Power	Maximum Average Conducted Output Power
DC	Duty Cycle
Freq	Frequency
Max EIRP	Maximum Burst EIRP
Mod	Modulation
Mode	Mode
Occ Ch BW	Occupied Channel Bandwidth
Operation Band	Operation Band
PSD	Power Spectrum Density
Port	Active Port
TPC	TPC

## Competences and guarantees

DEKRA Certification Inc. is a testing laboratory accredited by A2LA (The American Association for Laboratory Accreditation), to perform the tests indicated in the Certificate 2764.01

DEKRA Certification Inc. is a testing laboratory competent to carry out the tests described in this report.

In order to assure the traceability to other national and international laboratories, DEKRA Certification Inc. has a calibration and maintenance program for its measurement equipment.

DEKRA Certification Inc. guarantees the reliability of the data presented in this report, which is the result of the measurements and the tests performed to the item under test on the date and under the conditions stated on the report and, it is based on the knowledge and technical facilities available at DEKRA Certification at the time of performance of the test.

DEKRA Certification Inc. is liable to the client for the maintenance of the confidentiality of all information related to the item under test and the results of the test.

The results presented in this Test Report apply only to the particular item under test established in this document.

**IMPORTANT:** No parts of this report may be reproduced or quoted out of context, in any form or by any means, except in full, without the previous written permission of DEKRA Certification Inc.

## General conditions

1. This report is only referred to the item that has undergone the test.
2. This report does not constitute or imply on its own an approval of the product by the Certification Bodies or competent Authorities.
3. This document is only valid if complete; no partial reproduction can be made without previous written permission of DEKRA Certification Inc.
4. This test report cannot be used partially or in full for publicity and/or promotional purposes without previous written permission of DEKRA Certification Inc. and the Accreditation Bodies.

## Uncertainty

Uncertainty (factor k=2) was calculated according to the DEKRA Certification internal document PODT000.

Test case	Frequency (MHz)	U (k=2)	Units
RF Power and PSD	5150-5850	0.88	dB
Occupied Bandwidth		1.87	%
Band Edge		0.64	dB
Radiated Spurious Emission	30-180	4.27	dB
	180-1000	3.14	dB
	1000-18000	3.30	dB
	18000-40000	3.49	dB

## Data provided by the client

The following data has been provided by the client:

1. Information relating to the description of the sample ("Identification of the item tested", "Trademark", "Model and/or type reference tested").
2. The sample consists of Infotainment Head Unit to be installed in cars with the following features: Navigation, USB, voice recognition and several interfaces to the vehicle and Bluetooth / WLAN. The Head-unit provides different interfaces like: AR-CAM input, Video-out APIX3 (for the connection of an external Display), 3 USB interfaces.

DEKRA declines any responsibility with respect to the information provided by the client and that may affect the validity of results.

## Usage of samples

Samples used for testing have been selected by: The client.

Sample S/01 is composed of the following element and accessories:

Id	Control Number	Description	Model	Serial N°	Date of Reception	Application
S/01	4158/01	Automotive infotainment head unit	IDC23 HIGH 8185	GAB429P0001748	6/14/2023	Element Under Test
S/01	2874/11	Fakra to SMA Connector	-	-	03/26/2021	Accessory
S/01	2874/13	OABR Connector cable	-	-	03/26/2021	Accessory
S/01	3428/08	Ethernet Cable	NA / 5E	-	06/01/2022	Accessory
S/01	3967/43	Harness	-	-	06/14/2023	Accessory

Sample S/01 was used for the test(s): All Conducted tests indicated in appendix A.

Sample S/02 is composed of the following elements and accessories:

Id	Control Number	Description	Model	Serial N°	Date of Reception	Application
S/02	4158/01	Automotive infotainment head unit	IDC23 HIGH 8185	GAB429P0001748	6/14/2023	Element Under Test
S/02	3428/32	BMW Antenna-DA Fakra 5G-GNSS		6520 8705915-04	06/01/2022	Element Under Test
S/02	2874/11	Fakra to SMA Connector	-	-	03/26/2021	Accessory
S/02	2874/13	OABR Connector cable	-	-	03/26/2021	Accessory
S/02	3428/08	Ethernet Cable	NA / 5E	-	06/01/2022	Accessory
S/02	3428/10	USB-3.0 to Gigabit Ethernet Adapter	Trendnet / TU3-ETG	RA9AU31003569	06/01/2022	Accessory
S/02	3428/33	Fakra to Fakra Cable	-	-	06/01/2022	Accessory
S/02	3428/41	WLAN/Bluetooth Antena with Fakra SF connector	λ/4 coax cable antenna BMW 9.289.029.3	-	06/01/2022	Accessory
S/02	3428/42	USB to Fakra cable 1	-	-	06/01/2022	Accessory
S/02	3428/51	OABR to OABR cable	-	-	06/01/2022	Accessory
S/02	3582/20	Harness	-	-	03/03/2022	Accessory


Sample S/02 was used for the test(s): All Radiated tests indicated in appendix A.

## Test sample description

Ports..... :	Port name and description		Cable				
			Specified length [m]	Attached during test	Shielded	Coupled to patient	
	BT/Wi-Fi Antenna		2	<input checked="" type="checkbox"/>	<input type="checkbox"/>	<input type="checkbox"/>	
	USB 2/3		2	<input checked="" type="checkbox"/>	<input type="checkbox"/>	<input type="checkbox"/>	
	Power		2	<input checked="" type="checkbox"/>	<input type="checkbox"/>	<input type="checkbox"/>	
	CID		2	<input checked="" type="checkbox"/>	<input type="checkbox"/>	<input type="checkbox"/>	
	AR-Cam		2	<input checked="" type="checkbox"/>	<input type="checkbox"/>	<input type="checkbox"/>	
	100 Base T1		2	<input checked="" type="checkbox"/>	<input type="checkbox"/>	<input type="checkbox"/>	
	1G Base T1		2	<input checked="" type="checkbox"/>	<input type="checkbox"/>	<input type="checkbox"/>	
	GPS		2	<input checked="" type="checkbox"/>	<input type="checkbox"/>	<input type="checkbox"/>	
	DCS		2	<input checked="" type="checkbox"/>	<input type="checkbox"/>	<input type="checkbox"/>	
	HUD		2	<input checked="" type="checkbox"/>	<input type="checkbox"/>	<input type="checkbox"/>	
DFE		2	<input checked="" type="checkbox"/>	<input type="checkbox"/>	<input type="checkbox"/>		
Supplementary information to the ports..... :	No Data Provided						
Rated power supply .....	Voltage and Frequency		Reference poles				
			L1	L2	L3	N	PE
	<input type="checkbox"/>	AC:	<input type="checkbox"/>	<input type="checkbox"/>	<input type="checkbox"/>	<input type="checkbox"/>	<input type="checkbox"/>
	<input type="checkbox"/>	AC:	<input type="checkbox"/>	<input type="checkbox"/>	<input type="checkbox"/>	<input type="checkbox"/>	<input type="checkbox"/>
	<input checked="" type="checkbox"/>	DC: : 8 - 16 Vdc					
<input type="checkbox"/>	DC:						
Rated Power .....	No Data Provided						
Clock frequencies .....	No Data Provided						
Other parameters..... :	No Data Provided						
Software version .....	No Data Provided						
Hardware version..... :	No Data Provided						
Dimensions in cm (W x H x D)..... :	No Data Provided						
Mounting position..... :	<input type="checkbox"/>	Table top equipment					
	<input type="checkbox"/>	Wall/Ceiling mounted equipment					
	<input type="checkbox"/>	Floor standing equipment					
	<input type="checkbox"/>	Hand-held equipment					
	<input checked="" type="checkbox"/>	Other: Automotive					
Modules/parts .....	Module/parts of test item		Type		Manufacturer		
	No Data Provided						

Accessories (not part of the test item) :	Description	Type	Manufacturer
..... :	No Data Provided		
Documents as provided by the applicant ..... :	Description	File name	Issue date
	Declaration Equipment Data	FDT30_18 Declaration Equipment Data_IDC23 High 8185 signed	August 23, 2023

**Copy of marking plate:**



## Identification of the client

Garmin International, Inc.  
1200 E. 151st Street  
Olathe, Kansas 66062, USA.

## Testing period and place

<b>Test Location</b>	DEKRA Certification Inc.
<b>Date (start)</b>	07-13-2023
<b>Date (finish)</b>	07-25-2023

## Document history

Report number	Date	Description
4158ERM.010	10-17-2023	First release.

## Environmental conditions

In the control chamber, the following limits were not exceeded during the test:

<b>Temperature</b>	Min. = 15 °C Max. = 35 °C
<b>Relative humidity</b>	Min. = 30 % Max. = 75 %
<b>Air pressure</b>	Min. = 860mbar Max. = 1060mbar

In the semianechoic chamber, the following limits were not exceeded during the test.

<b>Temperature</b>	Min. = 15 °C Max. = 35 °C
<b>Relative humidity</b>	Min. = 30 % Max. = 75 %
<b>Air pressure</b>	Min. = 860mbar Max. = 1060mbar

In the chamber for conducted measurements, the following limits were not exceeded during the test:

<b>Temperature</b>	Min. = 15 °C Max. = 35 °C
<b>Relative humidity</b>	Min. = 30 % Max. = 75 %
<b>Air pressure</b>	Min. = 860mbar Max. = 1060mbar

## Remarks and comments

The tests have been performed by the technical personnel: Juliana Cherry, Koji Nishimoto, Qi Zhang, and Yuri Barone.



## List of equipment used during the test

### Conducted Measurements

CONTROL NUMBER	DESCRIPTION	Serial No	LAST CALIBRATION	NEXT CALIBRATION
1039	Fsv40 Signal Analyzer 40GHz	101627	2022-11-01	2024-11-01
1041	SMB100A Signal Generator	180180	2022-06-10	2024-06-10
1042	SMBV100A Vector Signal Generator	262575	2022-03-16	2024-03-16
1107	Ethernet SNMP Thermometer	60038026952	2022-08-16	2023-08-16
1313	Wireless Measurement Software R&S WMS32	-	N/A	N/A

### Radiated Measurements

CONTROL NUMBER	DESCRIPTION	Serial No	LAST CALIBRATION	NEXT CALIBRATION
878	Power supply (AMETEK / PROG-DC-PS)	1707A01783	N/A	N/A
1012	ESR26 EMI Test Receiver	101478	2022-04-12	2024-04-12
1014	FSV40 Signal Analyzer 40GHz	101626	2022-08-01	2024-08-01
1055	3116C Double-Ridged Waveguide Horn Antenna	211394	2023-02-06	2026-02-06
1377	Double Ridged Horn Antenna	103050	2021-12-01	2024-12-01
1065	3142E Biconilog antenna	208587	2020-08-13	2023-08-13
1108	Ethernet SNMP Thermometer-SAC	60038026954	2022-10-18	2024-10-18
1111	Ethernet SNMP Thermometer	60038026577	2022-10-18	2024-10-18
1179	Semi-Anechoic Chamber	F169021	N/A	N/A
1314	Wireless Measurement Software R&S Emc32	1040-OT102236	N/A	N/A
1461	Low Noise Preamplifier (1-18GHz)	2213857B	2022-06-01	2024-06-01

## Testing verdicts

Fail	F
Not applicable	N/A
Not measured	N/M
Pass	P

## Summary

FCC PART 15 PARAGRAPH / RSS-247			
Requirement	Test case	Verdict	Remark
FCC 15.407 (a) / RSS-247 6.2	Power Limits. Maximum Output Power	P	N/A
FCC 15.407 (a) / RSS-247 6.2	Maximum Power Spectral Density	N/M	Refer 1
FCC 2.1049 / RSS-Gen 6.7	99% Occupied Bandwidth	N/M	Refer 1
FCC 15.403 / RSS-Gen 6.7	26 dB Emission Bandwidth	N/M	Refer 1
FCC 15.407 (b) / RSS-247 6.2	Band-edge Conducted Emissions	N/M	Refer 1
FCC 15.407 (e) / RSS 247 6.2.4.1	6 dB Emission Bandwidth	N/M	Refer 1
FCC 15.407 (b)(6)15.207 / RSS Gen 8.8	Emission limitations Conducted	N/M	Refer 1
FCC 15.407 (b), 15.205 & 15.209 / RSS-Gen 8.9 & 8.10	Undesirable radiated emissions	P	N/A
FCC 15.407 (g) / RSS-Gen 6.11 & 8.11	Frequency Stability	N/M	Refer 1
<p><u>Supplementary information and remarks:</u></p> <p>1. Only Partial testing has been requested.</p>			

## Appendix A: Test results. Wi-Fi 5GHz

## Appendix A

---

PRODUCT INFORMATION .....	13
TEST CONDITIONS .....	14
TEST CASES DETAILS .....	17
FCC 15.407 (a) / RSS-247 6.2 Power Limits. Maximum Output Power .....	17
FCC 15.407 (b), 15.205 & 15.209 / RSS-Gen 8.9 & 8.10 Undesirable radiated emissions .....	27

## PRODUCT INFORMATION

(\*): The following information is provided by the client:

Information	Description
Equipment type	Wi-Fi 5GHz
DFS Operating Mode	---
TPC Function	Yes
Antenna Specification	Equipment with two antennas (1/4 wave coax)
Operating Frequency Range	5150 - 5250 MHz 5250 – 5350 MHz 5470 – 5725 MHz 5725 – 5825 MHz
Nominal Channel Bandwidth	20/ 40/ 80 MHz
Antenna type	MIMO Radio A + Radio B
RF Output Power	14 dBm
Antenna gain	-2.8 dBi
Supply Voltage	12 Vdc
Modulation:	OFDM (QPSK, BPSK,16QAM,64QAM,256QAM,1024QAM)
Communication Mode:	IP Based (Load Based)
Transmit Data Rate:	802 .11 a/n/ac/ax Rates: IEEE 802.11a: 6, 9, 12, 18, 24, 36, 48, 54 Mbps IEEE 802.11n: MCS0-7 IEEE 802.11ac: VHT SS1 MCS 0-9 VHT SS2 MCS 0-9 IEEE 802.11ax: HE SS1 MCS8 HE SS1 MCS9 HE SS1 MCS11
Geo-location capability	No

## TEST CONDITIONS

(\*): Data provided by the client.

TEST CONDITIONS	DESCRIPTION
TC#01 <sup>(1) (3)</sup> <b>(a mode)</b>	<u>Power supply (V):</u> $V_{\text{nominal}} = 12 \text{ Vdc}$ <u>Channel Bandwidth: 20 MHz</u> <u>Test Frequencies for Conducted/Radiated tests: (RADIO A+B)</u> <u>UNII-1</u> Lowest channel: 5180 MHz
TC#02 <sup>(1) (3)</sup> <b>(n mode)</b>	<u>Power supply (V):</u> $V_{\text{nominal}} = 12 \text{ Vdc}$ <u>Channel Bandwidth: 20 MHz</u> <u>Test Frequencies for Conducted/Radiated tests: (RADIO A+B)</u> <u>UNII-1</u> Lowest channel: 5180 MHz  <u>Channel Bandwidth: 40 MHz</u> <u>Test Frequencies for Conducted/Radiated tests: (RADIO A+B)</u>  <u>UNII-1</u> Lowest channel: 5190 MHz
TC#03 <sup>(1) (3)</sup> <b>(ac mode non-beam forming)</b>	<u>Power supply (V):</u> $V_{\text{nominal}} = 12 \text{ Vdc}$ <u>Channel Bandwidth: 20 MHz</u> <u>Test Frequencies for Conducted/Radiated tests: (RADIO A+B)</u>  <u>UNII-1</u> Lowest channel: 5180 MHz  <u>Channel Bandwidth: 40 MHz</u> <u>Test Frequencies for Conducted/Radiated tests: (RADIO A+B)</u>  <u>UNII-1</u> Lowest channel: 5190 MHz  <u>Channel Bandwidth: 80 MHz</u> <u>Test Frequencies for Conducted/Radiated tests: (RADIO A+B)</u>  <u>UNII-1</u> Lowest channel: 5210 MHz

TEST CONDITIONS	DESCRIPTION
TC#04 <sup>(1)(2)</sup> <b>(ax mode non-beam forming)</b>	<u>Power supply (V):</u> $V_{\text{nominal}} = 12 \text{ Vdc}$ <u>Channel Bandwidth: 20 MHz</u> <u>Test Frequencies for Conducted tests: (RADIO A+B)</u> <u>UNII-1:</u> Lowest range: 5180 MHz <u>Channel Bandwidth:40 MHz</u> <u>Test Frequencies for Conducted tests: (RADIO A+B)</u> <u>UNII-1:</u> Lowest channel: 5190 MHz <u>Channel Bandwidth: 80 MHz</u> <u>Test Frequencies for Conducted tests: (RADIO A+B)</u> <u>UNII-1:</u> Lowest channel: 5210 MHz

Note (1): The test set-up was made in accordance to the general provisions of FCC Unlicensed National Information Infrastructure (U-NII) Devices 789033 D02 General U-NII Test Procedures New Rules v02r01 dated Dec 14, 2017.

The EUT was tested in the following operating mode:

- Continuously transmitting with a modulated carrier at maximum power in all required channels using the supported data rates/modulation types.
- For spurious emissions for OFDM modes 802.11a, 802.11n20/40, 802.11ac20/40/80, and 11ax20/40/80 a preliminary scan was performed to determine the worst case. The following tables and plots show the results for the worst case in 802.11ac mode.
- The data rates of 54Mb/s for 802.11a, MCS 7 for 802.11n, MCS8 for 802.11ac20 and MCS9 for 802.11ac40/80, and MCS8 for ax20/40/80 were selected based on preliminary testing that identified those rates corresponding to the worst cases.
- For all modes, the EUT was configured in test mode using a software application. The application was used to enable a continuous transmission and to select the test channels as required. The client supplied instructions to configure the EUT. The customer supplied a document containing the setup instructions.

Note (2): Preliminary measurements determined the PSD levels of partial RU is higher than the full RU in ax mode. RU 26 tone was identified as the worst-case RU (Resource Unit) carrier allocation for all non-beamforming ax mode testing.

The worst-case RU combinations used in the ax mode MIMO measurement are indicated as follows:

- 20 MHz BW - RU26 offset 0
- 40 MHz BW - RU26 offset 8
- 80 MHz BW - RU26 offset 0

Full RU combinations for ax mode MIMO measurement (all test cases) are indicated as follows:

- 20 MHz BW – RU242 offset 61
- 40 MHz BW – RU484 offset 65
- 80 MHz BW – RU996 offset 67

Note (3): For Maximum Output Power for OFDM modes 802.11a, 802.11n20/40, 802.11ac20/40/80 and 802.11ax20/40/80 a preliminary scan was performed to determine the degradation of the performance. The test results shown are the worst case. See below the comparison table between previous test results (test report 3428ERM.010A4) and test results with the new sample shown in this test report:

U-NII Sub-Band	Bandwidth (MHz)	Mode	Frequency (MHz)	Maximum conducted power (dBm)		
				IDC23 - 3967	IDC23 - 4158	Delta (3967 vs 4158)
U-NII-1	20	a	5180	13.6	13.7	0.0
		n	5180	13.6	13.9	0.3
		ac	5180	14.7	14.5	-0.2
		ax	5180	9.2	8.2	-1.0
	40	n	5190	12.5	12.7	0.2
		ac	5190	11.0	11.7	0.7
		ax	5190	8.1	7.6	-0.5
	80	ac	5210	10.6	10.8	0.2
		ax	5210	9.1	8.3	-0.8

Directional Antenna Gain Calculations for CDD MIMO In-Band Measurements:

For 2Tx CDD MIMO modes, in accordance with KDB 662911 D01 v02r01 Section F)2)f)i), directional gain was calculated as follows:

- For power measurements:
  - Directional gain<sub>POWER</sub> = G<sub>ANT</sub> dBi (N<sub>ANT</sub> < 4)
  - Directional gain<sub>POWER</sub> = G<sub>ANT</sub> = - 2.8 dBi
  - Power Antenna Gain MIMO Chain 0 & 1: - 2.8 dBi



## TEST CASES DETAILS

---

### FCC 15.407 (a) / RSS-247 6.2 Power Limits. Maximum Output Power

#### Limits

For an outdoor access point operating in the band 5.15-5.25 GHz, the maximum conducted output power over the frequency band of operation shall not exceed 1 W provided the maximum antenna gain does not exceed 6 dBi. The maximum e.i.r.p. at any elevation angle above 30 degrees as measured from the horizon must not exceed 125 mW (21 dBm).

For the 5.25-5.35 GHz and 5.47-5.725 GHz bands, the maximum conducted output power over the frequency bands of operation shall not exceed the lesser of 250 mW or  $11 \text{ dBm} + 10 \log B$ , where B is the 26 dB emission bandwidth in megahertz. In addition, the maximum power spectral density shall not exceed 11 dBm in any 1 megahertz band. If transmitting antennas of directional gain greater than 6 dBi are used, both the maximum conducted output power and the maximum power spectral density shall be reduced by the amount in dB that the directional gain of the antenna exceeds 6 dBi.

For the band 5.725-5.850 GHz, the maximum conducted output power over the frequency band of operation shall not exceed 1 W. If transmitting antennas of directional gain greater than 6 dBi are used, both the maximum conducted output power and the maximum power spectral density shall be reduced by the amount in dB that the directional gain of the antenna exceeds 6 dBi.

#### RSS-247:

For OEM devices installed in vehicles, the maximum e.i.r.p. shall not exceed 30 mW or  $1.76 + 10 \log_{10} B$ , dBm, whichever is less. Devices shall implement TPC in order to have the capability to operate at least 3 dB below the maximum permitted e.i.r.p. of 30 mW.

For devices other than devices installed in vehicles:

For the band 5.15-5.25 GHz, the maximum e.i.r.p. shall not exceed 200 mW (23 dBm) or  $10 + 10 \log_{10} B$ , dBm, whichever power is less. B is the 99% emission bandwidth in MHz.

For the 5.25-5.35 GHz, 5.470-5.6 GHz, and 5.650-5.725 GHz bands, the maximum conducted output power shall not exceed 250 mW (24 dBm) or  $11 + 10 \log_{10} B$ , dBm, whichever power is less. The maximum e.i.r.p. shall not exceed 1.0 W or  $17 + 10 \log_{10} B$ , dBm, whichever is less.

For the band 5.725-5.850 GHz, the maximum conducted output power shall not exceed 1 W. If transmitting antennas of directional gain greater than 6 dBi are used, both the maximum conducted output power and the output power spectral density shall be reduced by the amount in dB that the directional gain of the antenna exceeds 6 dBi.

Antenna gain: -2.8 dBi

Mode: MIMO CCD Mode 2x2

Modulation: 802.11a (OFDM 54 Mbit/s)

**Results**

Freq (MHz)	Avg Power (dBm)	Max EIRP (dBm)
5180.00000	13.69	10.89

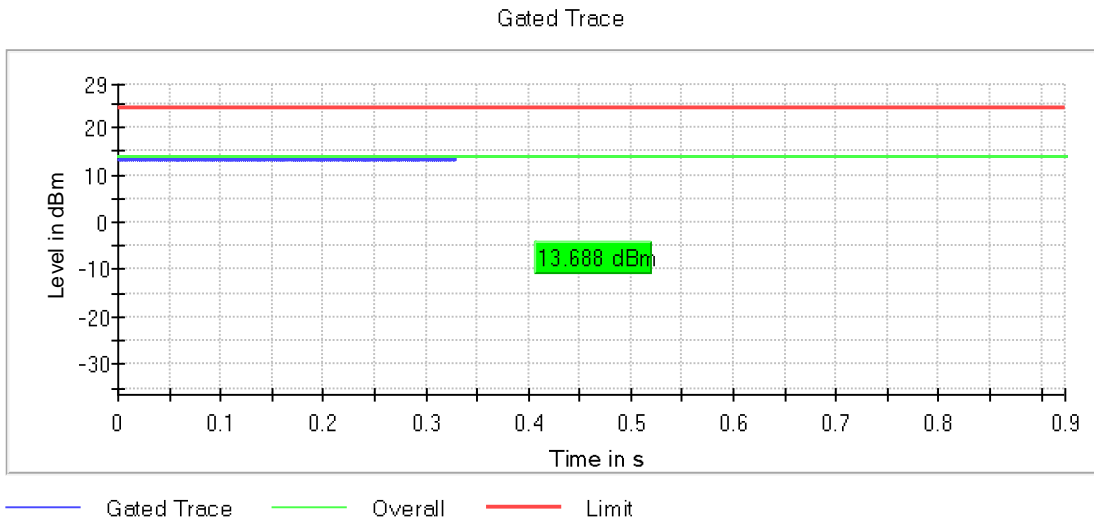
**Verdict**

Pass

**Attachments**

Frequency MHz = 5180.00000      Modulation = 802.11a (OFDM 54 Mbit/s)  
 TPC = No      Mode = MIMO CCD Mode 2x2  
 Number of Transmission Chains = 2

**Images:**



**Tables:**

Spectrum Analyzer Parameters

Setting	Instrument Value	Target Value
Measurement Time	1.000 s	1.000 s
Points	1000000	1000000
Time resolution	1.000 $\mu$ s	1.000 $\mu$ s

Antenna gain: -2.8 dBi

Mode: MIMO CCD Mode 2x2

Modulation: 802.11n HT20 (OFDM MCS7)

**Results**

Freq (MHz)	Avg Power (dBm)	Max EIRP (dBm)
5180.00000	13.92	11.12

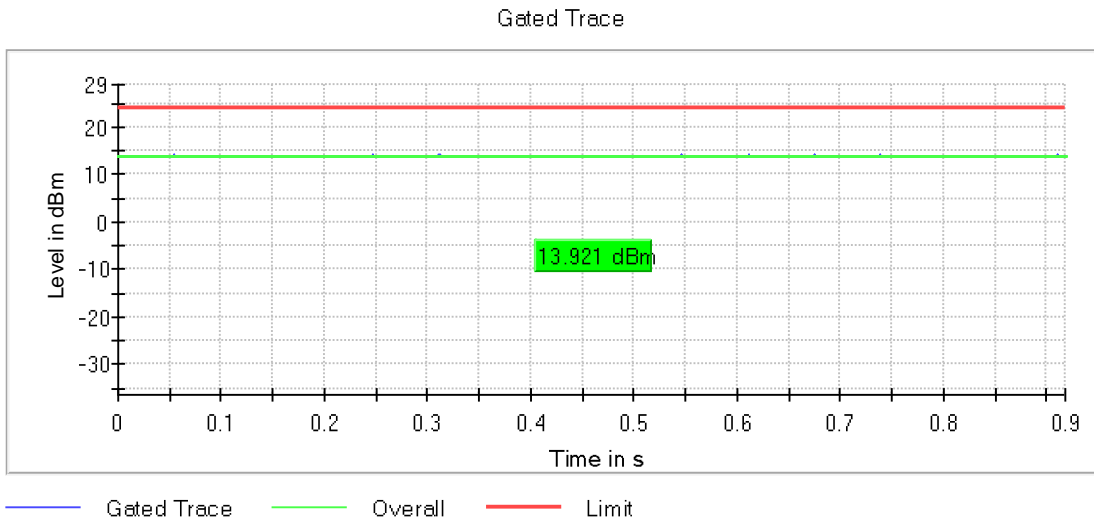
**Verdict**

Pass

**Attachments**

Frequency MHz = 5180.00000      Modulation = 802.11n HT20 (OFDM MCS7)  
 TPC = No      Mode = MIMO CCD Mode 2x2  
 Number of Transmission Chains = 2

**Images:**



**Tables:**

Spectrum Analyzer Parameters

Setting	Instrument Value	Target Value
Measurement Time	1.000 s	1.000 s
Points	1000000	1000000
Time resolution	1.000 $\mu$ s	1.000 $\mu$ s

Antenna gain: -2.8 dBi

Mode: MIMO CCD Mode 2x2

Modulation: 802.11n HT40 (OFDM MCS7)

**Results**

Freq (MHz)	Avg Power (dBm)	Max EIRP (dBm)
5190.00000	12.70	9.90

**Verdict**

Pass

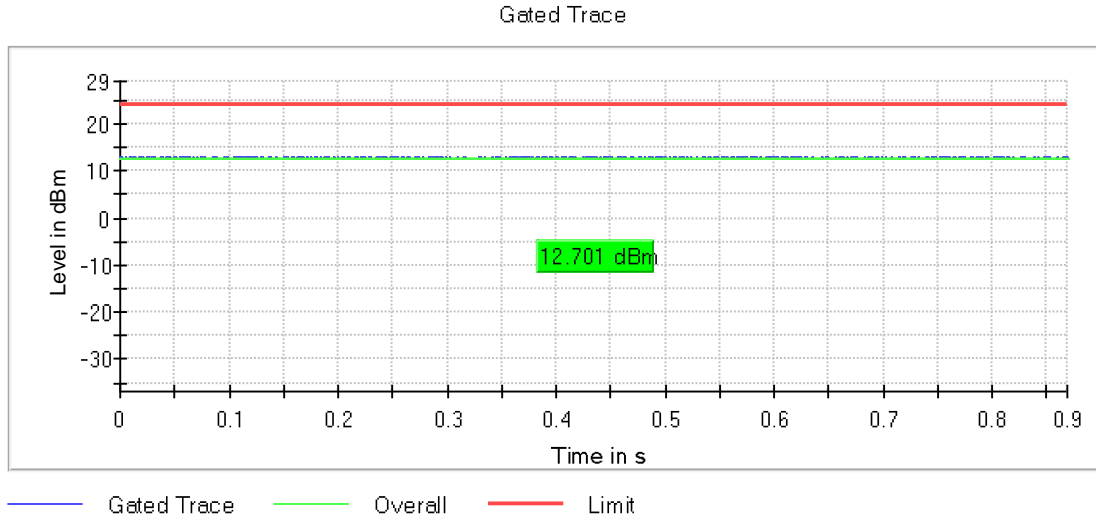
**Attachments**

Frequency MHz = 5190.00000      Modulation = 802.11n HT40 (OFDM MCS7)

TPC = No      Mode = MIMO CCD Mode 2x2

Number of Transmission Chains = 2

**Images:**



**Tables:**

Spectrum Analyzer Parameters

Setting	Instrument Value	Target Value
Measurement Time	1.000 s	1.000 s
Points	1000000	1000000
Time resolution	1.000 $\mu$ s	1.000 $\mu$ s

Antenna gain: -2.8 dBi

Mode: MIMO CCD Mode 2x2

Modulation: 802.11ac VHT20 SS1 (OFDM MCS8) non-beam forming

**Results**

Freq (MHz)	Avg Power (dBm)	Max EIRP (dBm)
5180.00000	14.52	11.72

**Verdict**

Pass

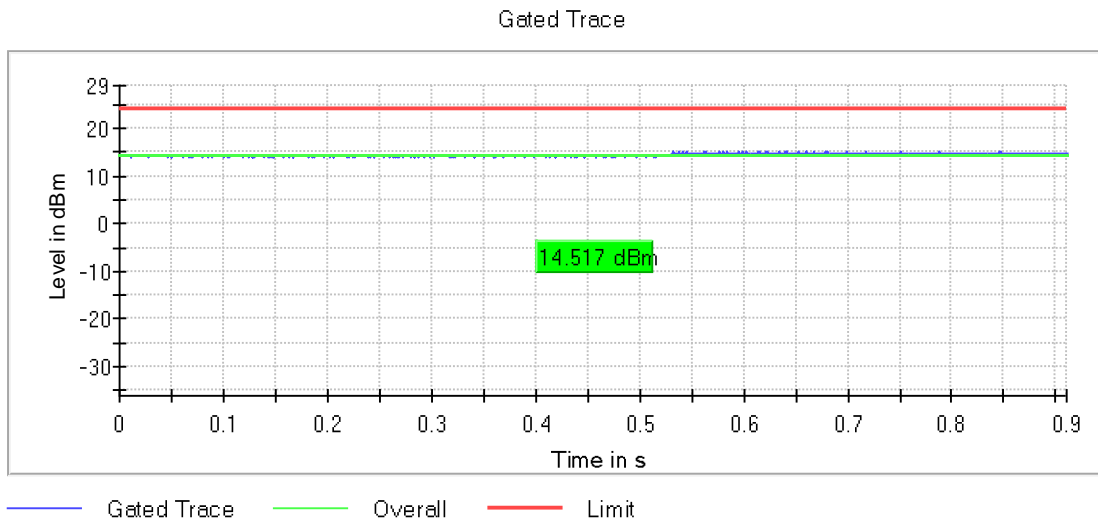
**Attachments**

Frequency MHz = 5180.00000      Modulation = 802.11ac VHT20 SS1 (OFDM MCS8)

TPC = No      Mode = MIMO CCD Mode 2x2

Number of Transmission Chains = 2

**Images:**



**Tables:**

Spectrum Analyzer Parameters

Setting	Instrument Value	Target Value
Measurement Time	1.000 s	1.000 s
Points	1000000	1000000
Time resolution	1.000 $\mu$ s	1.000 $\mu$ s

Antenna gain: -2.8 dBi

Mode: MIMO CCD Mode 2x2

Modulation: 802.11ac VHT40 SS1 (OFDM MCS9) non-beam forming

**Results**

Freq (MHz)	Avg Power (dBm)	Max EIRP (dBm)
5190.00000	11.67	8.87

**Verdict**

Pass

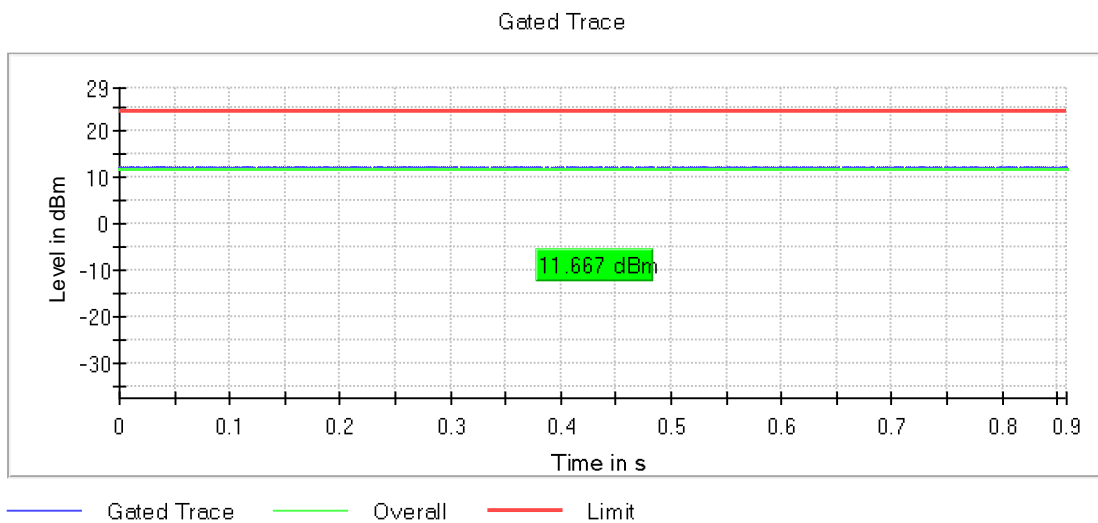
**Attachments**

Frequency MHz = 5190.00000      Modulation = 802.11ac VHT40 SS1 (OFDM MCS9)

TPC = No      Mode = MIMO CCD Mode 2x2

Number of Transmission Chains = 2

**Images:**



**Tables:**

Spectrum Analyzer Parameters

Setting	Instrument Value	Target Value
Measurement Time	1.000 s	1.000 s
Points	1000000	1000000
Time resolution	1.000 $\mu$ s	1.000 $\mu$ s

Antenna gain: -2.8 dBi

Mode: MIMO CCD Mode 2x2

Modulation: 802.11ac VHT80 SS1 (OFDM MCS9) non-beam forming

**Results**

Freq (MHz)	Avg Power (dBm)	Max EIRP (dBm)
5210.00000	10.80	8.00

**Verdict**

Pass

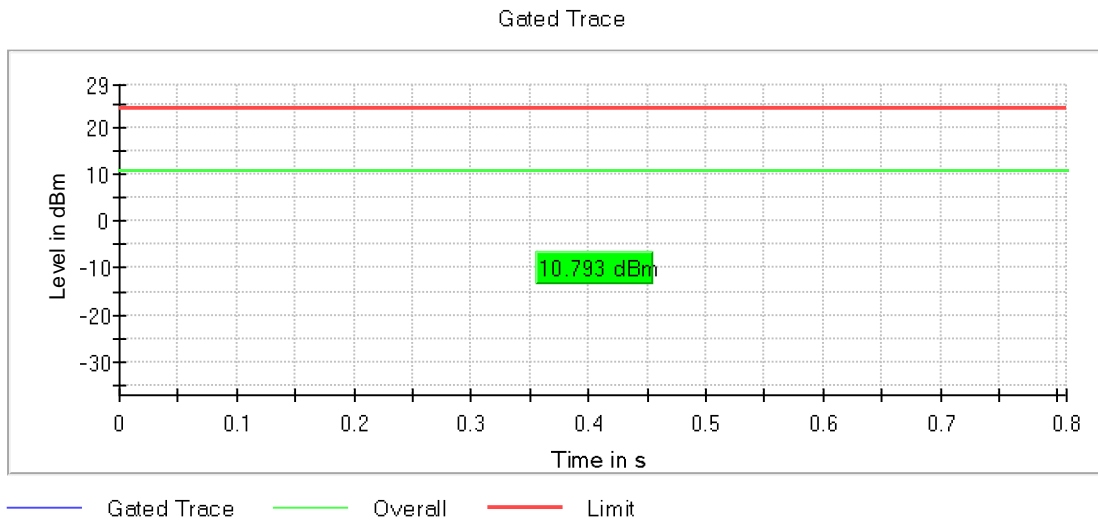
**Attachments**

Frequency MHz = 5210.00000      Modulation = 802.11ac VHT80 SS1 (OFDM MCS9)

TPC = No      Mode = MIMO CCD Mode 2x2

Number of Transmission Chains = 2

**Images:**



**Tables:**

Spectrum Analyzer Parameters

Setting	Instrument Value	Target Value
Measurement Time	1.000 s	1.000 s
Points	1000000	1000000
Time resolution	1.000 $\mu$ s	1.000 $\mu$ s

Antenna gain: -2.8 dBi

Mode: MIMO CCD Mode 2x2

Modulation: 802.11ax HE20 SS1 (OFDMA MCS8) - Partial RU

**Results**

Freq (MHz)	Avg Power (dBm)	Max EIRP (dBm)
5180.00000	8.20	5.40

**Verdict**

Pass

**Attachments**

Frequency MHz = 5180.00000

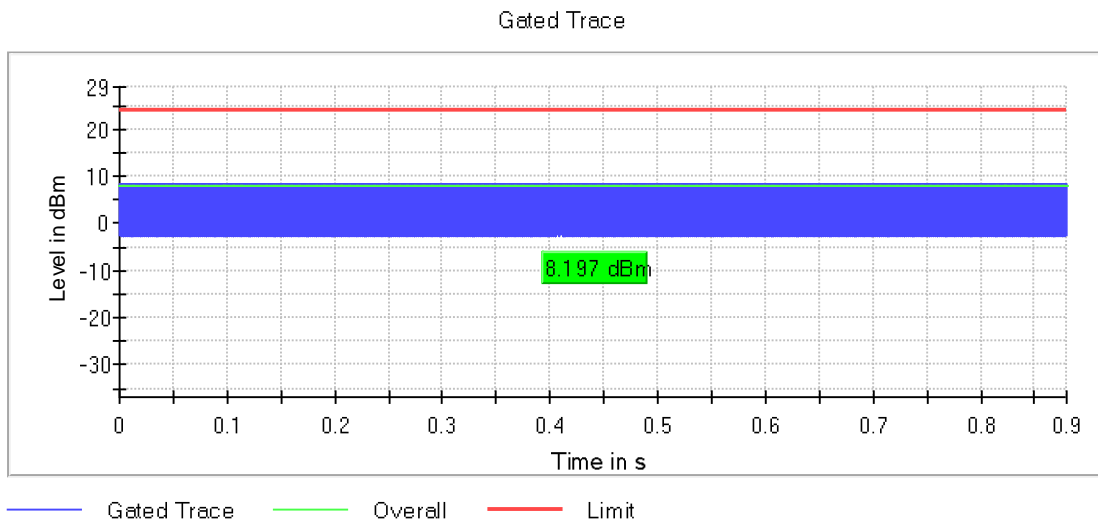
Modulation = 802.11ax HE20 SS1 (OFDMA MCS8)

TPC = No

Mode = MIMO CCD Mode 2x2

Number of Transmission Chains = 2

**Images:**



**Tables:**

Spectrum Analyzer Parameters

Setting	Instrument Value	Target Value
Measurement Time	1.000 s	1.000 s
Points	1000000	1000000
Time resolution	1.000 μs	1.000 μs



Antenna gain: -2.8 dBi

Mode: MIMO CCD Mode 2x2

Modulation: 802.11ax HE40 SS1 (OFDMA MCS9) – Partial RU

**Results**

Freq (MHz)	Avg Power (dBm)	Max EIRP (dBm)
5190.00000	7.59	4.79

**Verdict**

Pass

**Attachments**

Frequency MHz = 5190.00000

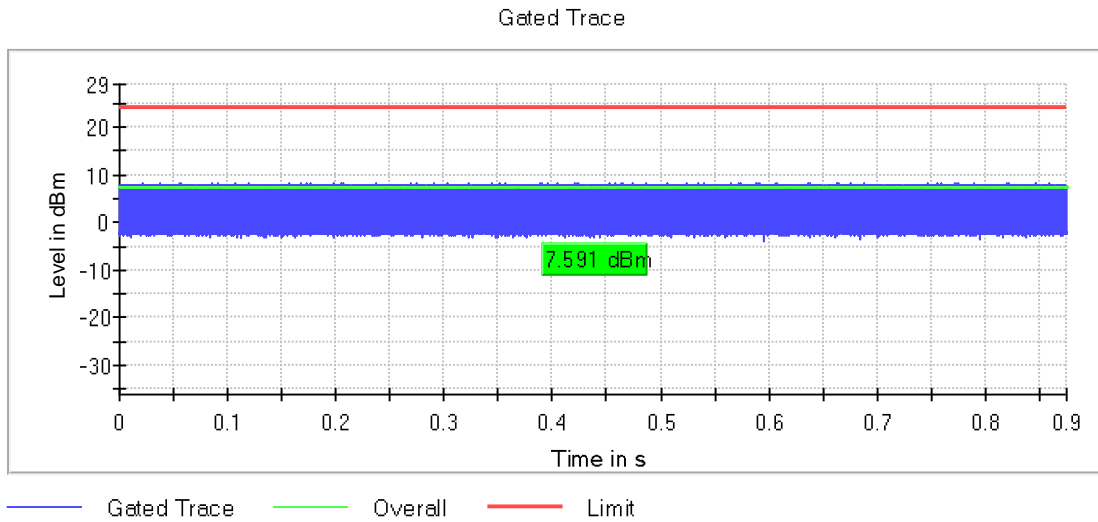
Modulation = 802.11ax HE40 SS1 (OFDMA MCS9)

TPC = No

Mode = MIMO CCD Mode 2x2

Number of Transmission Chains = 2

**Images:**



**Tables:**

Spectrum Analyzer Parameters

Setting	Instrument Value	Target Value
Measurement Time	1.000 s	1.000 s
Points	1000000	1000000
Time resolution	1.000 $\mu$ s	1.000 $\mu$ s

Antenna gain: -2.8 dBi

Mode: MIMO CCD Mode 2x2

Modulation: 802.11ax HE80 SS1 (OFDMA MCS11) – Partial RU

**Results**

Freq (MHz)	Avg Power (dBm)	Max EIRP (dBm)
5210.00000	8.27	5.47

**Verdict**

Pass

**Attachments**

Frequency MHz = 5210.00000

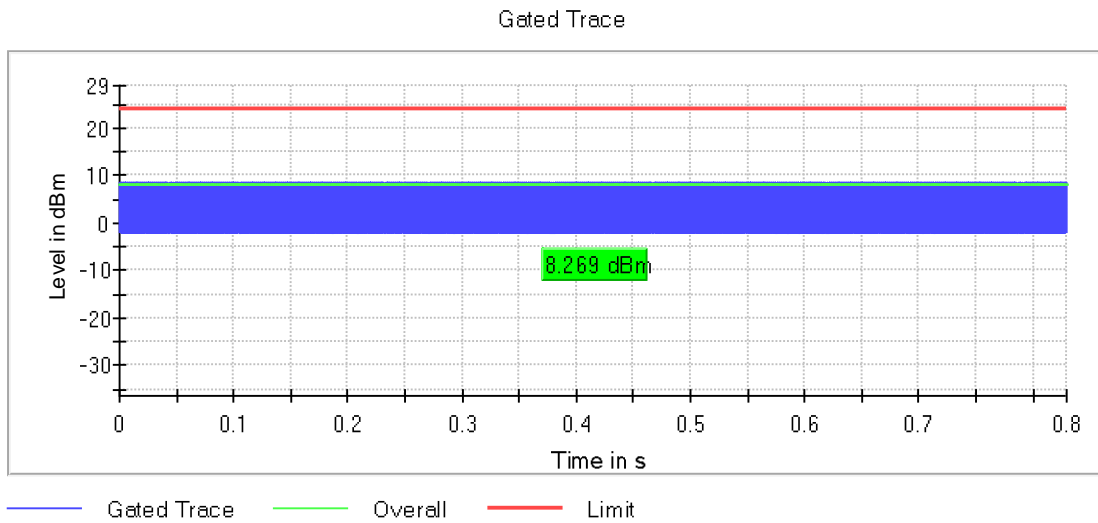
Modulation = 802.11ax HE80 SS1 (OFDMA MCS11)

TPC = No

Mode = MIMO CCD Mode 2x2

Number of Transmission Chains = 2

**Images:**



**Tables:**

Spectrum Analyzer Parameters

Setting	Instrument Value	Target Value
Measurement Time	1.000 s	1.000 s
Points	1000000	1000000
Time resolution	1.000 μs	1.000 μs

FCC 15.407 (b), 15.205 & 15.209 / RSS-Gen 8.9 & 8.10 Undesirable radiated emissions

**Limits**

Radiated emissions which fall in the restricted bands, as defined in §15.205(a), must also comply with the radiated emission limits specified in §15.209(a) (see §15.205(c)):

Frequency Range (MHz)	Field strength ( $\mu\text{V/m}$ )	Field strength ( $\text{dB}\mu\text{V/m}$ )	Measurement distance (m)
0.009-0.490	2400/F(kHz)	-	300
0.490-1.705	24000/F(kHz)	-	300
1.705 - 30.0	30	-	30
30 - 88	100	40	3
88 - 216	150	43.5	3
216 - 960	200	46	3
960 - 40000	500	54	3

The emission limits shown in the above table are based on measurements employing CISPR quasi-peak detector except for the frequency bands 9-90 kHz, 110-490 kHz and above 1000 MHz. Radiated emission limits in these three bands are based on measurements employing an average detector.

For average radiated emission measurements above 1000 MHz, there is also a limit corresponding to 20 dB above the indicated values in the table is specified when measuring with peak detector function.

## Results

### Frequency range 0.03 - 1 GHz

The spurious emissions below 1 GHz do not depend on the operating channel selected in the EUT.

Modulation: 802.11ac20 (OFDM MCS0)

### Results:

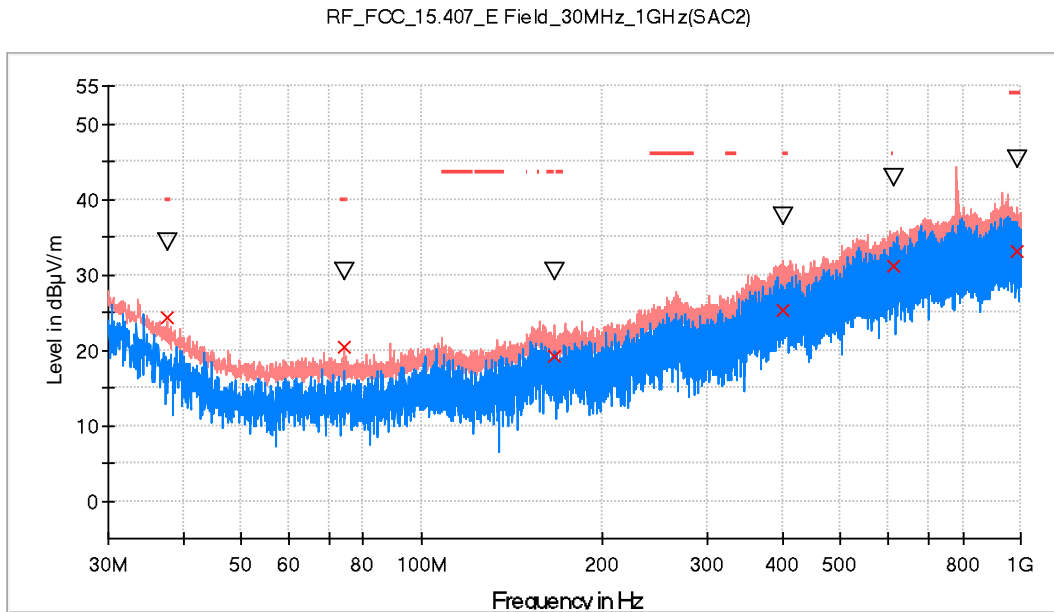
### Verdict

Pass

**Lowest Channel**

**Active Port = 2, Frequency Range GHz = [0.03, 1], Frequency MHz = 5200.00000, Modulation = 802.11ac (OFDM MCS0), MODE = MIMO,**

**Images:**



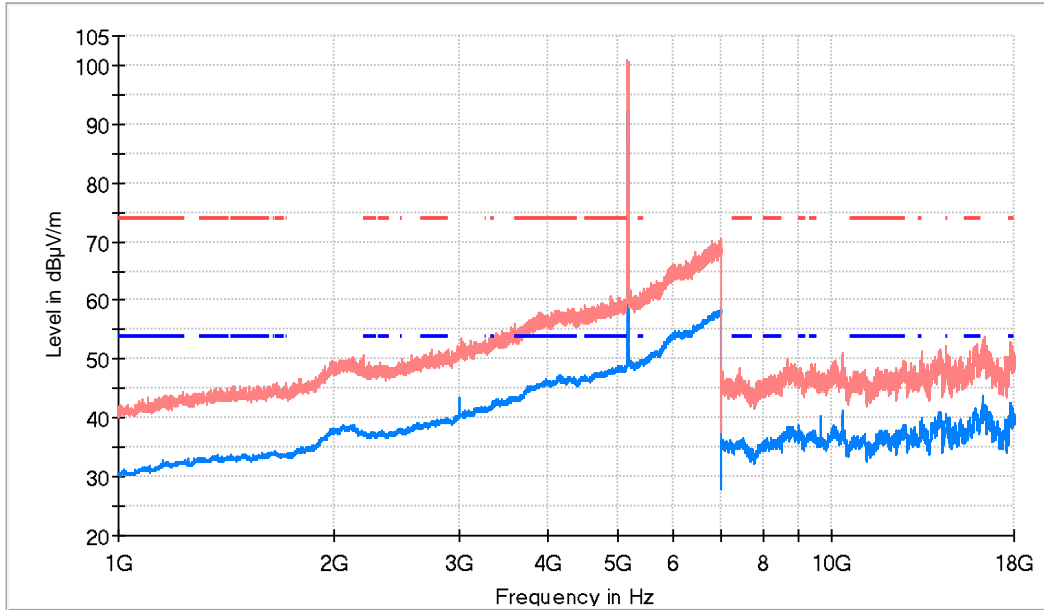
- PK+\_MAXH
- PK+\_CLRWR
- TX limits to Spurious Emission FCC15.407 (30MHz to 1GHz) Restricted Bands QPK Limit
- ▽ MaxPeak-PK+ (Single)
- × QuasiPeak-QPK (Single)

Frequency (MHz)	MaxPeak (dBµV/m)	QuasiPeak (dBµV/m)	Pol	Margin - QPK (dB)	Limit - QPK (dBµV/m)
37.663000	34.4	24.3	V	153.0	5.6
74.135000	30.5	20.4	V	0.0	9.5
166.576000	30.4	19.0	H	155.0	13.1
400.200500	37.7	25.2	V	89.0	8.3
612.630500	42.8	31.0	V	180.0	3.2
982.782500	45.1	33.1	H	-180.0	8.9

**Frequency range 1 - 18 GHz**

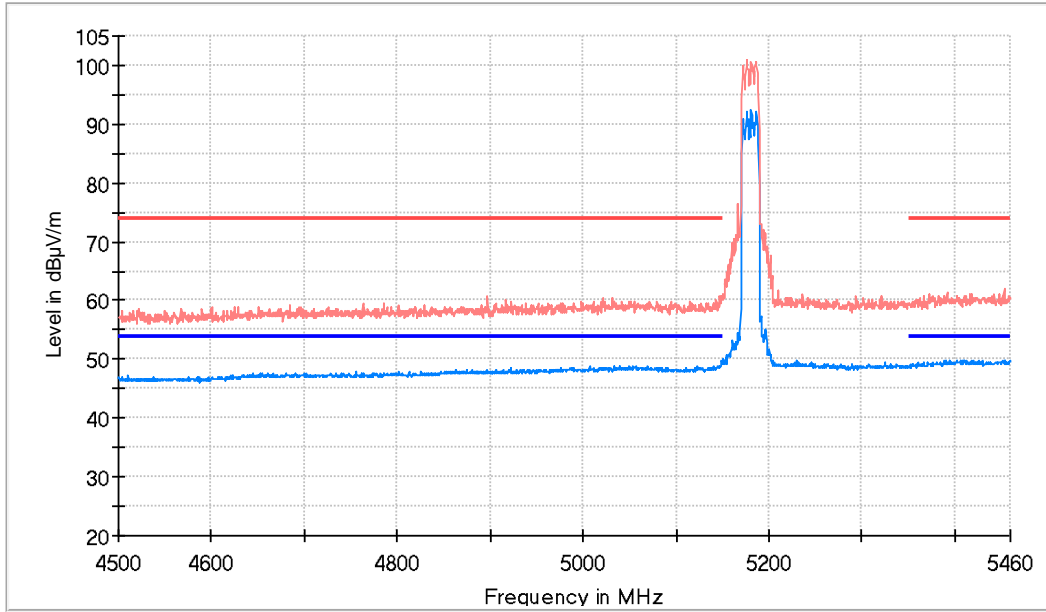
**Frequency Range GHz = [1, 18], Frequency MHz = 5180.00000, Modulation = 802.11ac (OFDM MCS0), Mode = MIMO CCD Mode 2x2**

**Images:**



- AVG\_MAXH
- PK+\_MAXH
- TX limits to Spurious Emission FCC15.407 (1GHz to 40 GHz) Restricted Bands PK Limit
- TX limits to Spurious Emission FCC15.407 (1GHz to 40 GHz) Restricted Bands AVG Limit

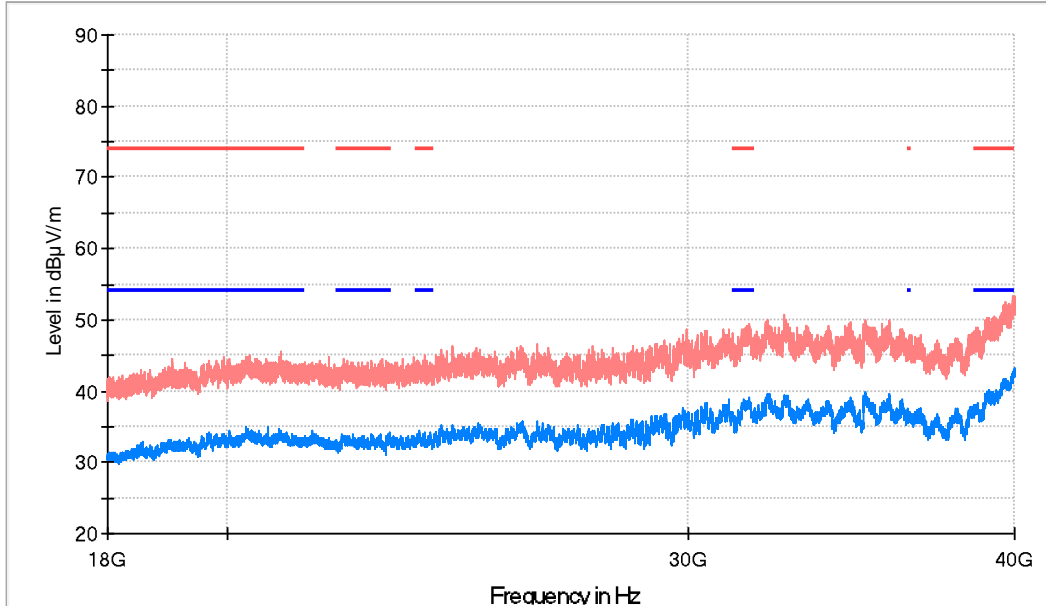
Frequency (MHz)	PK+_MAXH (dBµV/m)	AVG_MAXH (dBµV/m)	Pol	Margin - AVG (dB)	Limit - AVG (dBµV/m)	Comment
5181.000000	100.7	92.4	H	---	---	Fundamental
5453.500000	62.0	49.3	H	4.7	54.0	
10361.500000	50.0	41.3	V	---	---	
17780.000000	52.8	42.7	H	11.3	54.0	



- AVG\_MAXH
- PK+\_MAXH
- TX limits to Spurious Emission FCC15.407 (1GHz to 40 GHz) Restricted Bands PK Limit
- TX limits to Spurious Emission FCC15.407 (1GHz to 40 GHz) Restricted Bands AVG Limit

Frequency Range GHz = [18, 40], Frequency MHz = 5180.00000, Modulation = 802.11ac (OFDM MCS0),  
 Mode = MIMO CCD Mode 2x2

Images:



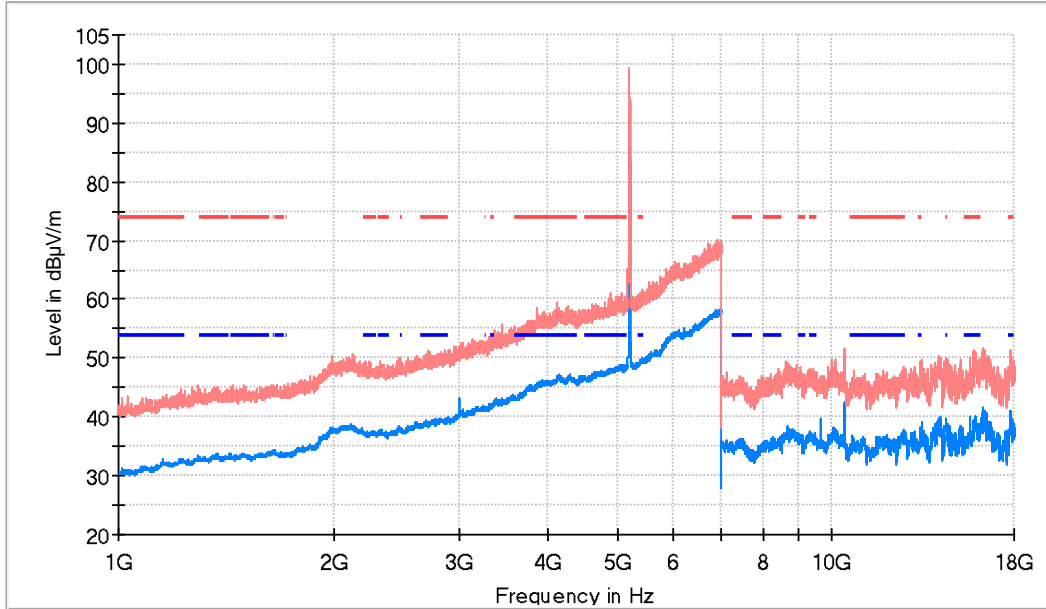
- AVG\_MAXH
- PK+\_MAXH
- TX limits to Spurious Emission FCC15.407 (1GHz to 40 GHz) Restricted Bands PK Limit
- TX limits to Spurious Emission FCC15.407 (1GHz to 40 GHz) Restricted Bands AVG Limit

Frequency (MHz)	PK+_MAXH (dBµV/m)	AVG_MAXH (dBµV/m)	Pol	Margin - AVG (dB)	Limit - AVG (dBµV/m)
20959.687500	45.6	33.5		20.5	54.0
31648.937500	49.4	38.2		15.8	54.0
39959.437500	53.3	41.8		12.2	54.0



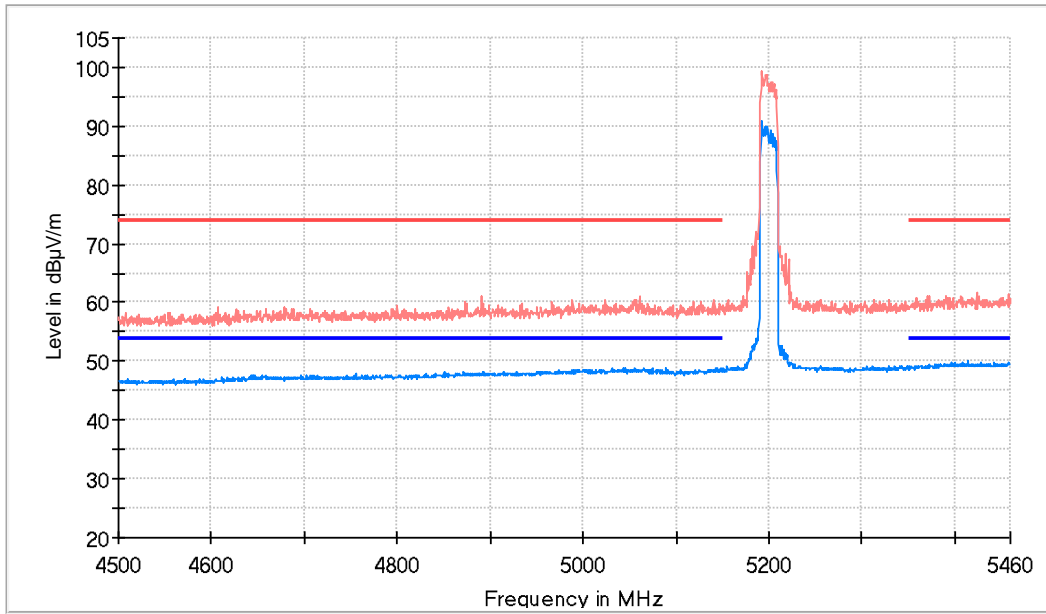
Frequency Range GHz = [1, 18], Frequency MHz = 5200.00000, Modulation = 802.11ac (OFDM MCS0),  
 Mode = MIMO CCD Mode 2x2

Images:



- AVG\_MAXH
- PK+\_MAXH
- TX limits to Spurious Emission FCC15.407 (1GHz to 40 GHz) Restricted Bands PK Limit
- TX limits to Spurious Emission FCC15.407 (1GHz to 40 GHz) Restricted Bands AVG Limit

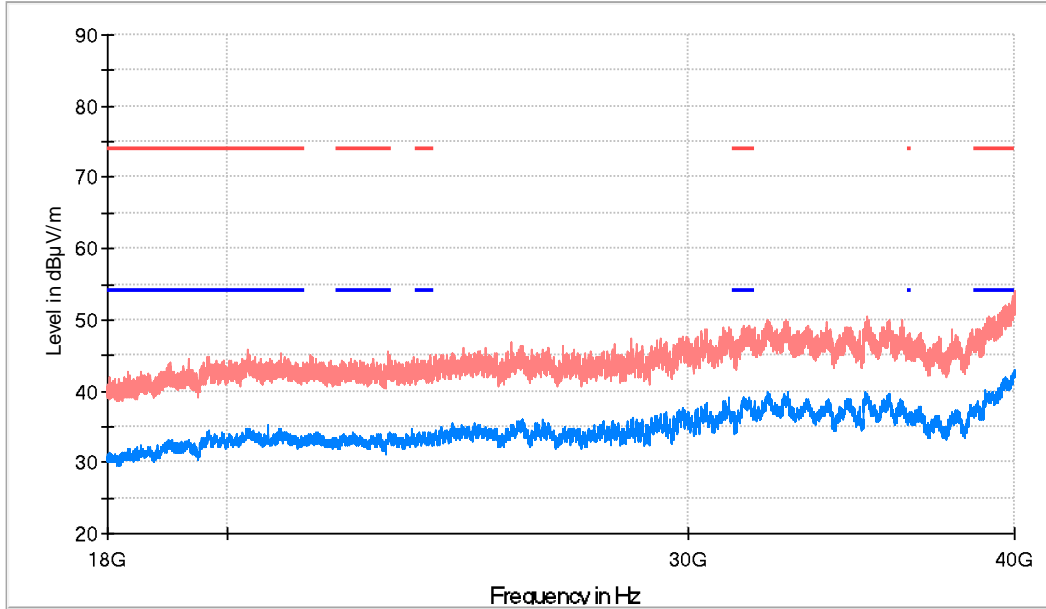
Frequency (MHz)	PK+_MAXH (dBuV/m)	AVG_MAXH (dBuV/m)	Pol	Margin - AVG (dB)	Limit - AVG (dBuV/m)	Comment
5192.000000	99.2	90.8	H	---	---	Fundamental
5423.500000	61.6	49.2	V	4.8	54.0	
10401.500000	51.2	42.6	H	---	---	
17766.500000	51.2	39.1	H	14.9	54.0	



- AVG\_MAXH
- PK+\_MAXH
- TX limits to Spurious Emission FCC15.407 (1GHz to 40 GHz) Restricted Bands PK Limit
- TX limits to Spurious Emission FCC15.407 (1GHz to 40 GHz) Restricted Bands AVG Limit

Frequency Range GHz = [18, 40], Frequency MHz = 5200.00000, Modulation = 802.11ac (OFDM MCS0),  
 Mode = MIMO CCD Mode 2x2

Images:

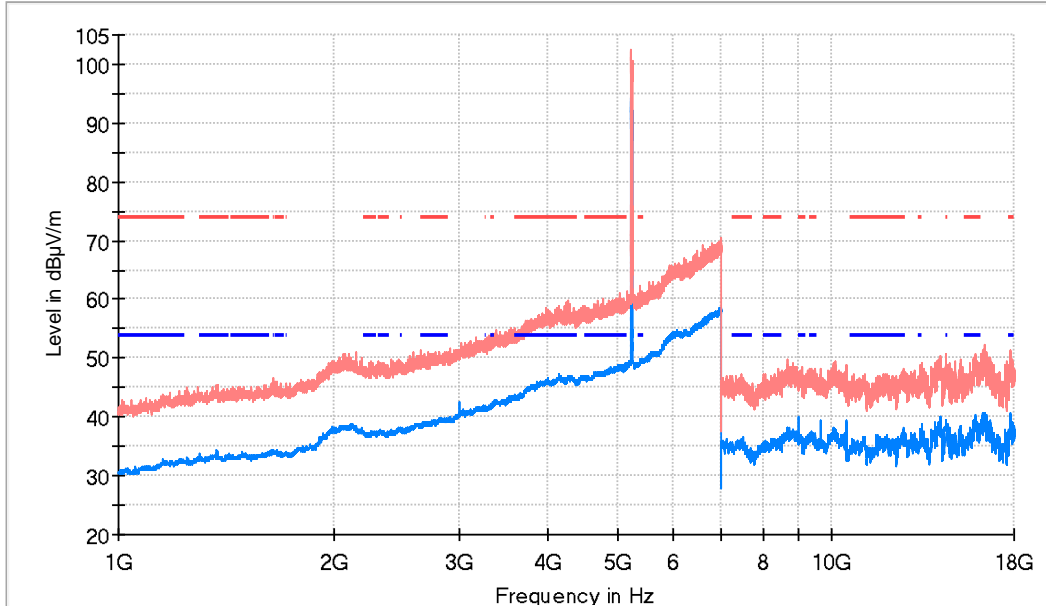


- AVG\_MAXH
- PK+\_MAXH
- TXlimits to Spurious Emission FCC15.407 (1GHz to 40 GHz) Restricted Bands PKLimit
- TXlimits to Spurious Emission FCC15.407 (1GHz to 40 GHz) Restricted Bands AVG Limit

Frequency (MHz)	PK+_MAXH (dBµV/m)	AVG_MAXH (dBµV/m)	Pol	Margin - AVG (dB)	Limit - AVG (dBµV/m)
20369.81250	45.7	34.5		19.5	54.0
31653.06250	49.2	38.6		15.4	54.0
39998.62500	54.1	42.0		12.0	54.0

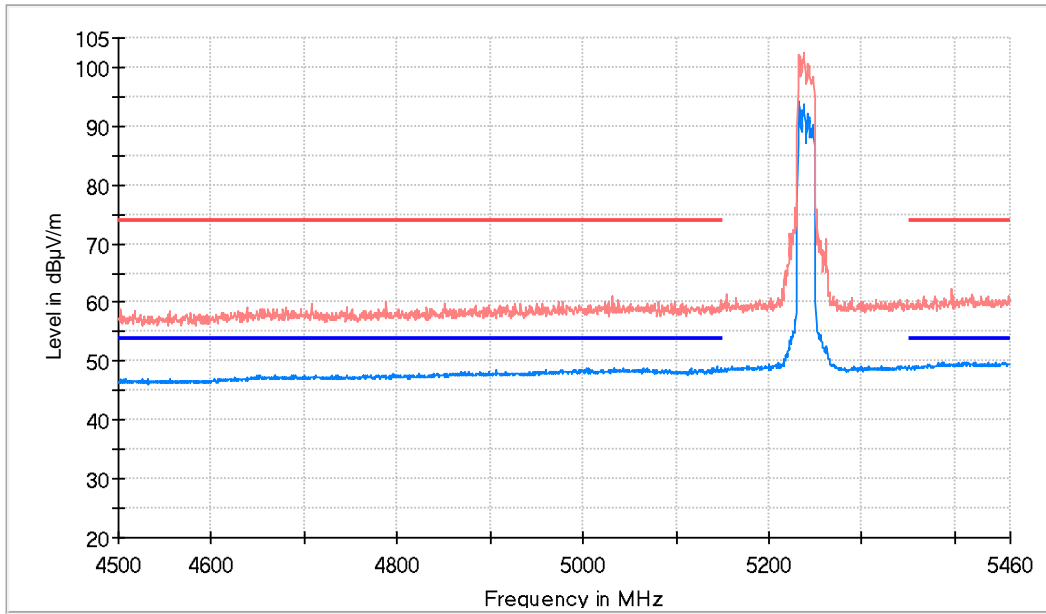
Frequency Range GHz = [1, 18], Frequency MHz = 5240.00000, Modulation = 802.11ac (OFDM MCS0),  
 Mode = MIMO CCD Mode 2x2

Images:



- AVG\_MAXH
- PK+\_MAXH
- TX limits to Spurious Emission FCC15.407 (1GHz to 40 GHz) Restricted Bands PK Limit
- TX limits to Spurious Emission FCC15.407 (1GHz to 40 GHz) Restricted Bands AVG Limit

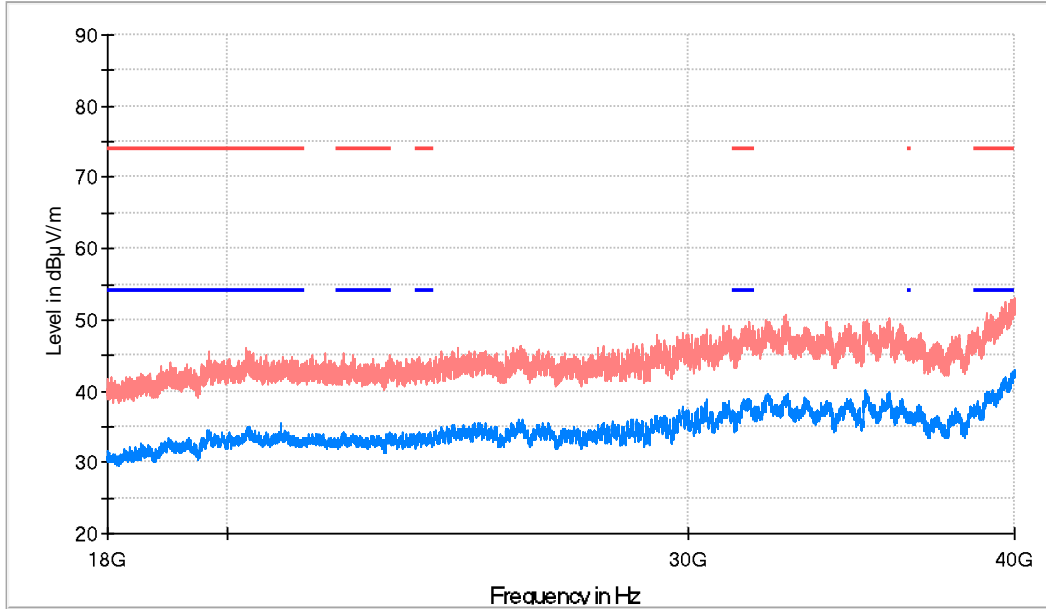
Frequency (MHz)	PK+_MAXH (dBµV/m)	AVG_MAXH (dBµV/m)	Pol	Margin - AVG (dB)	Limit - AVG (dBµV/m)	Comment
5237.500000	102.5	93.8	H	---	---	fundamental
5396.500000	62.2	49.6	V	4.4	54.0	
10481.000000	48.7	39.5	H	---	---	
17782.000000	51.5	40.4	V	13.6	54.0	



- AVG\_MAXH
- PK+\_MAXH
- TX limits to Spurious Emission FCC15.407 (1GHz to 40 GHz) Restricted Bands PK Limit
- TX limits to Spurious Emission FCC15.407 (1GHz to 40 GHz) Restricted Bands AVG Limit

Frequency Range GHz = [18, 40], Frequency MHz = 5240.00000, Modulation = 802.11ac (OFDM MCS0),  
 Mode = MIMO CCD Mode 2x2

Images:



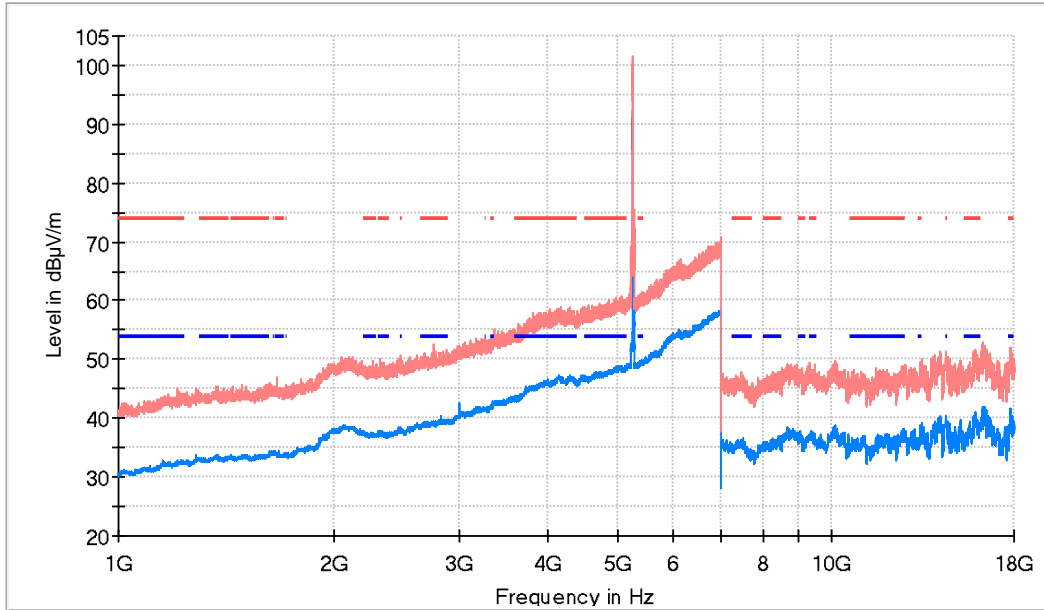
- AVG\_MAXH
- PK+\_MAXH
- TXlimits to Spurious Emission FCC15.407 (1GHz to 40 GHz) Restricted Bands PKLimit
- TXlimits to Spurious Emission FCC15.407 (1GHz to 40 GHz) Restricted Bands AVG Limit

Frequency (MHz)	PK+_MAXH (dBµV/m)	AVG_MAXH (dBµV/m)	PoI	Margin - AVG (dB)	Limit - AVG (dBµV/m)
20346.437500	46.0	34.3		19.7	54.0
31662.000000	49.7	38.6		15.4	54.0
39972.500000	53.1	42.5		11.5	54.0

**Frequency range 1 - 18 GHz**

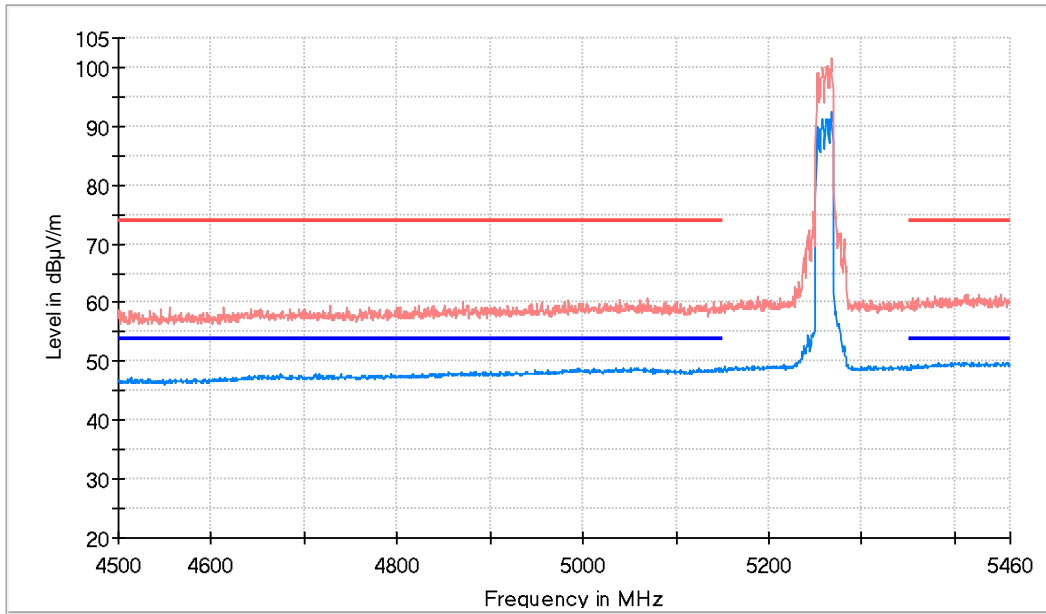
**Frequency Range GHz = [1, 18], Frequency MHz = 5260.00000, Modulation = 802.11ac (OFDM MCS8), Mode = MIMO CCD Mode 2x2**

**Images:**



- AVG\_MAXH
- PK+\_MAXH
- TX limits to Spurious Emission FCC15.407 (1GHz to 40 GHz) Restricted Bands PK Limit
- TX limits to Spurious Emission FCC15.407 (1GHz to 40 GHz) Restricted Bands AVG Limit

Frequency (MHz)	PK+_MAXH (dBµV/m)	AVG_MAXH (dBµV/m)	Pol	Margin - AVG (dB)	Limit - AVG (dBµV/m)	Comment
5267.500000	101.4	92.4	H	---	---	Fundamental
5426.000000	61.5	49.8	V	4.2	54.0	
17770.500000	52.0	40.4	H	13.6	54.0	

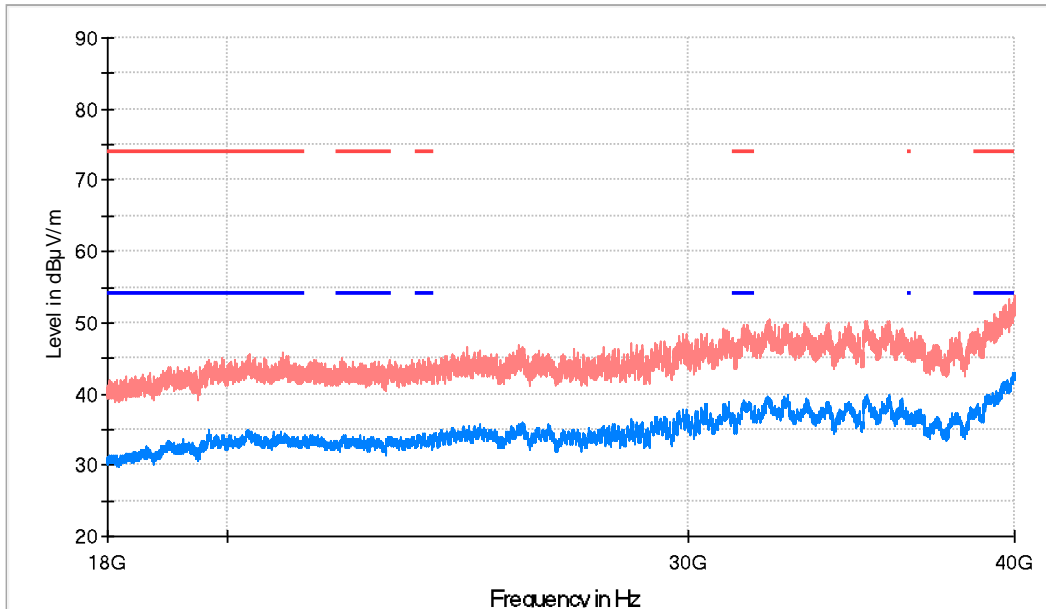


- AVG\_MAXH
- PK+\_MAXH
- TX limits to Spurious Emission FCC15.407 (1GHz to 40 GHz) Restricted Bands PK Limit
- TX limits to Spurious Emission FCC15.407 (1GHz to 40 GHz) Restricted Bands AVG Limit



Frequency Range GHz = [18, 40], Frequency MHz = 5260.00000, Modulation = 802.11ac (OFDM MCS8),  
 Mode = MIMO CCD Mode 2x2

Images:

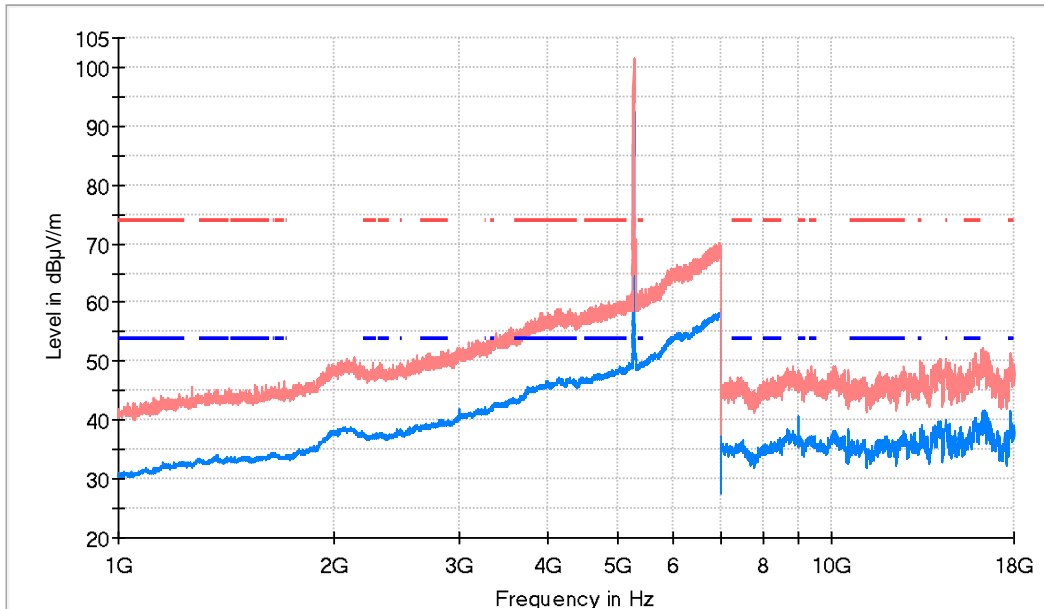


- AVG\_MAXH
- PK+\_MAXH
- TX limits to Spurious Emission FCC15.407 (1GHz to 40 GHz) Restricted Bands PK Limit
- TX limits to Spurious Emission FCC15.407 (1GHz to 40 GHz) Restricted Bands AVG Limit

Frequency (MHz)	PK+_MAXH (dBµV/m)	AVG_MAXH (dBµV/m)	Pol	Margin - AVG (dB)	Limit - AVG (dBµV/m)
21007.125000	45.7	33.7		20.3	54.0
31633.125000	49.8	37.7		16.3	54.0
39985.562500	53.9	42.3		11.7	54.0

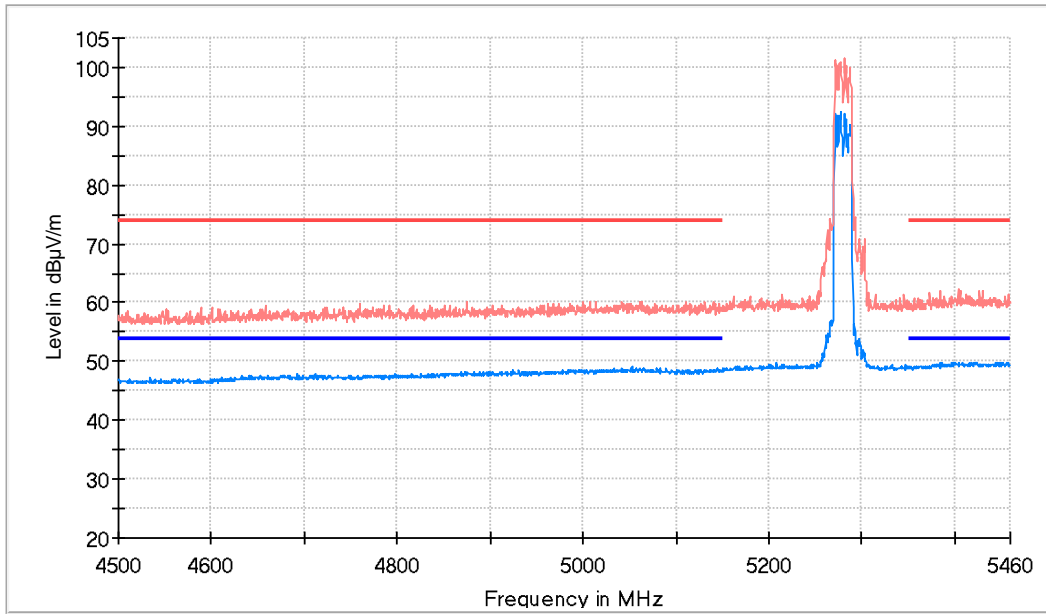
Frequency Range GHz = [1, 18], Frequency MHz = 5280.00000, Modulation = 802.11ac (OFDM MCS8),  
 Mode = MIMO CCD Mode 2x2

Images:



- AVG\_MAXH
- PK+\_MAXH
- TX limits to Spurious Emission FCC15.407 (1GHz to 40 GHz) Restricted Bands PK Limit
- TX limits to Spurious Emission FCC15.407 (1GHz to 40 GHz) Restricted Bands AVG Limit

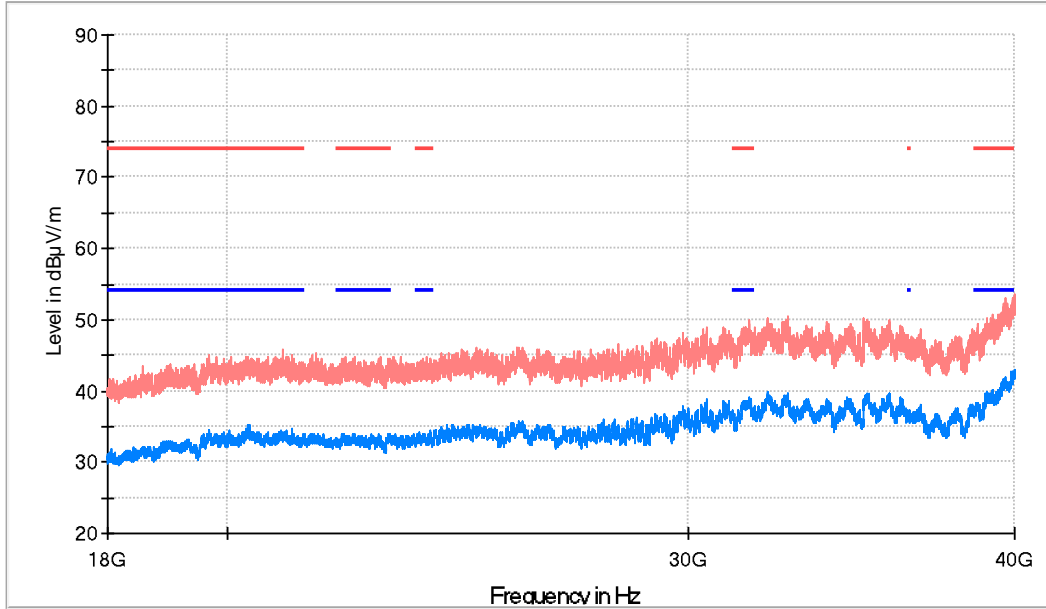
Frequency (MHz)	PK+_MAXH (dBµV/m)	AVG_MAXH (dBµV/m)	Pol	Margin - AVG (dB)	Limit - AVG (dBµV/m)	Comment
5281.500000	101.4	92.0	H	---	---	Fundamental
5403.500000	62.3	49.4	H	4.6	54.0	
17772.500000	51.5	41.2	H	12.8	54.0	



- AVG\_MAXH
- PK+\_MAXH
- TX limits to Spurious Emission FCC15.407 (1GHz to 40 GHz) Restricted Bands PK Limit
- TX limits to Spurious Emission FCC15.407 (1GHz to 40 GHz) Restricted Bands AVG Limit

Frequency Range GHz = [18, 40], Frequency MHz = 5280.00000, Modulation = 802.11ac (OFDM MCS8),  
 Mode = MIMO CCD Mode 2x2

Images:

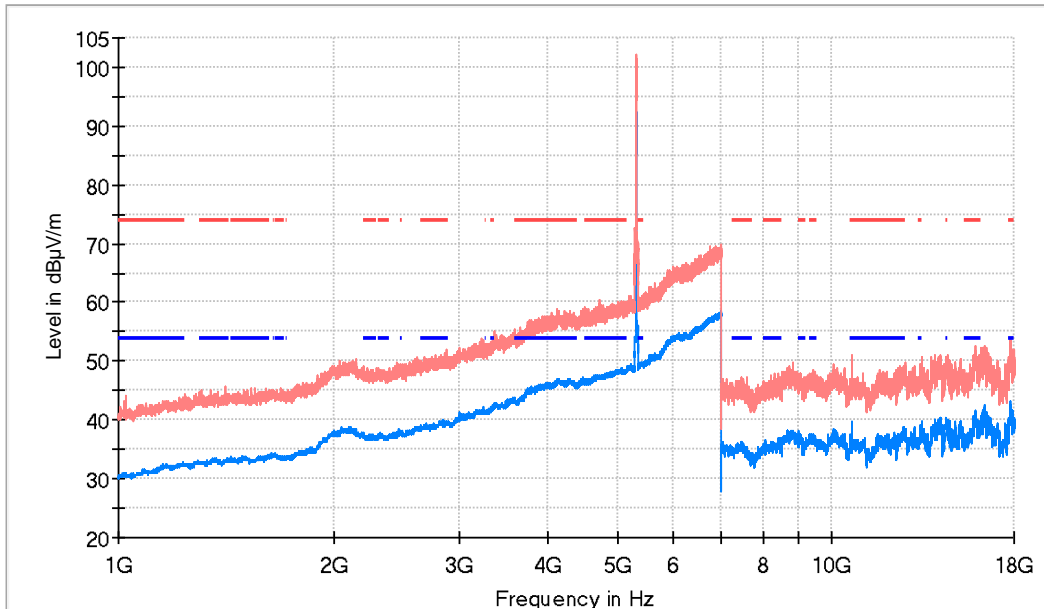


- AVG\_MAXH
- PK+\_MAXH
- TXlimits to Spurious Emission FCC15.407 (1GHz to 40 GHz) Restricted Bands PKLimit
- TXlimits to Spurious Emission FCC15.407 (1GHz to 40 GHz) Restricted Bands AVG Limit

Frequency (MHz)	PK+_MAXH (dBµV/m)	AVG_MAXH (dBµV/m)	Pol	Margin - AVG (dB)	Limit - AVG (dBµV/m)
21007.125000	45.8	33.1		20.9	54.0
31685.375000	49.9	38.2		15.8	54.0
39979.375000	53.7	42.0		12.0	54.0

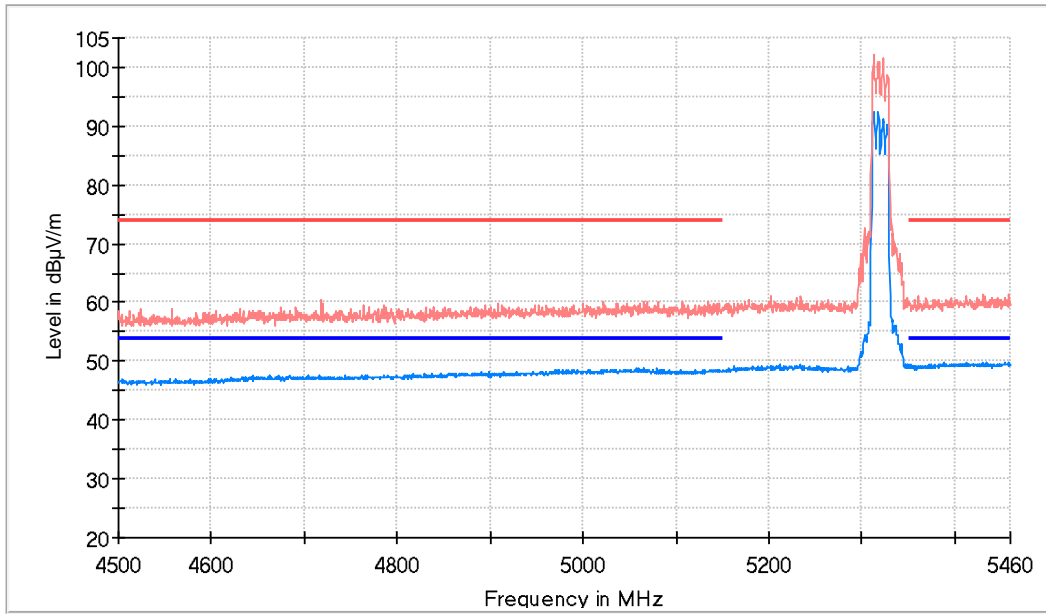
Frequency Range GHz = [1, 18], Frequency MHz = 5320.00000, Modulation = 802.11ac (OFDM MCS8),  
 Mode = MIMO CCD Mode 2x2

Images:



- AVG\_MAXH
- PK+\_MAXH
- TX limits to Spurious Emission FCC15.407 (1GHz to 40 GHz) Restricted Bands PK Limit
- TX limits to Spurious Emission FCC15.407 (1GHz to 40 GHz) Restricted Bands AVG Limit

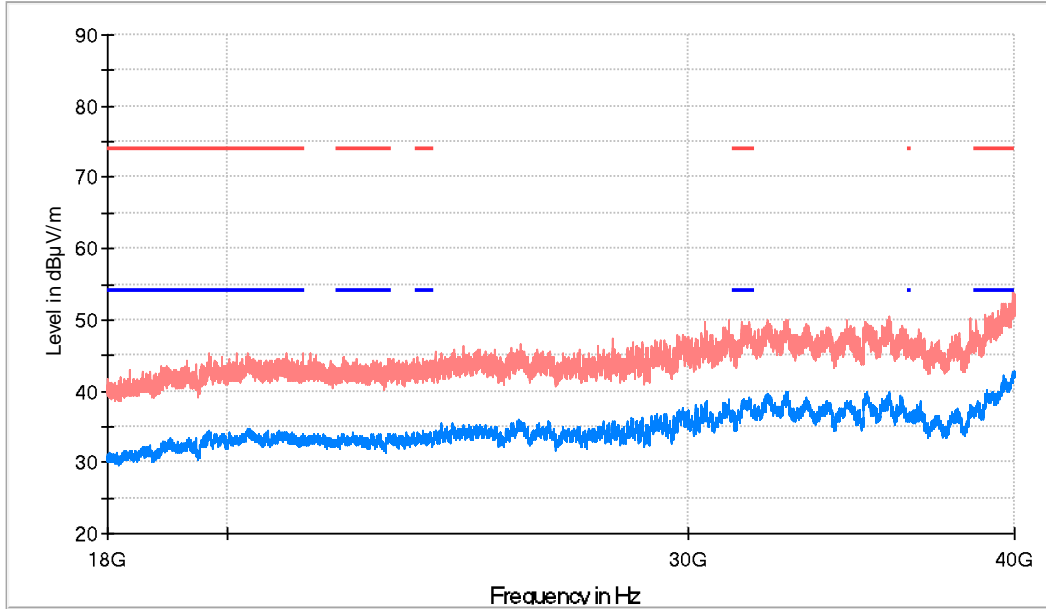
Frequency (MHz)	PK+_MAXH (dBµV/m)	AVG_MAXH (dBµV/m)	Pol	Margin - AVG (dB)	Limit - AVG (dBµV/m)	Comment
5318.000000	100.8	92.5	H	---	---	Fundamental
5431.000000	61.4	49.2	H	4.8	54.0	
17779.500000	54.0	42.5	H	11.5	54.0	



- AVG\_MAXH
- PK+\_MAXH
- TX limits to Spurious Emission FCC15.407 (1GHz to 40 GHz) Restricted Bands PK Limit
- TX limits to Spurious Emission FCC15.407 (1GHz to 40 GHz) Restricted Bands AVG Limit

Frequency Range GHz = [18, 40], Frequency MHz = 5320.00000, Modulation = 802.11ac (OFDM MCS8),  
 Mode = MIMO CCD Mode 2x2

Images:



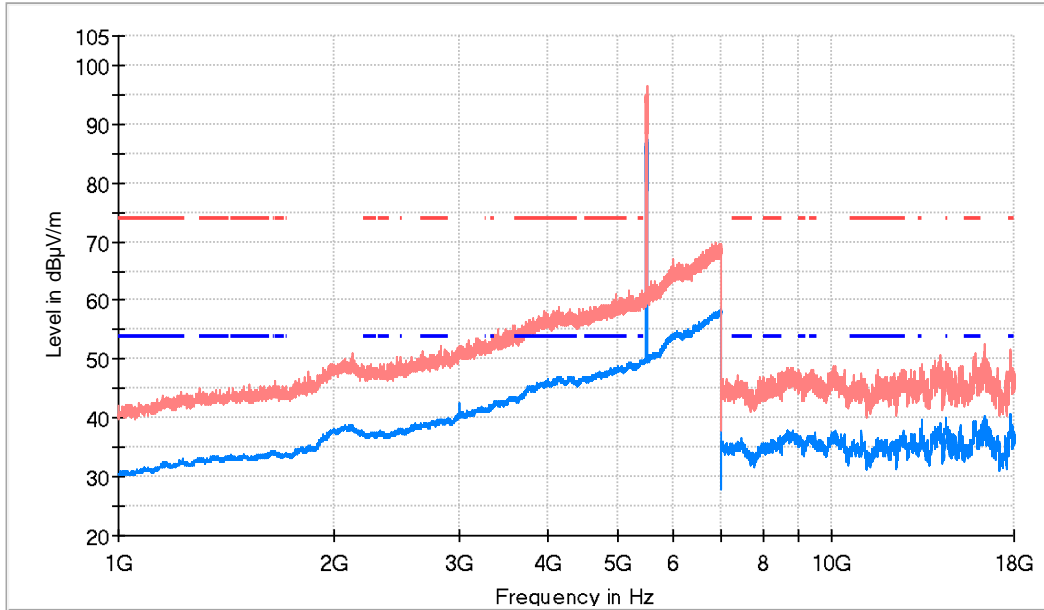
- AVG\_MAXH
- PK+\_MAXH
- TXlimits to Spurious Emission FCC15.407 (1GHz to 40 GHz) Restricted Bands PKLimit
- TXlimits to Spurious Emission FCC15.407 (1GHz to 40 GHz) Restricted Bands AVG Limit

Frequency (MHz)	PK+_MAXH (dBµV/m)	AVG_MAXH (dBµV/m)	PoI	Margin - AVG (dB)	Limit - AVG (dBµV/m)
19674.062500	45.4	34.2		19.8	54.0
31467.437500	49.7	37.7		16.3	54.0
39958.750000	54.1	41.6		12.4	54.0

**Frequency range 1 - 18 GHz**

**Frequency Range GHz = [1, 18], Frequency MHz = 5500.00000, Modulation = 802.11ac (OFDM MCS8), Mode = MIMO CCD Mode 2x2**

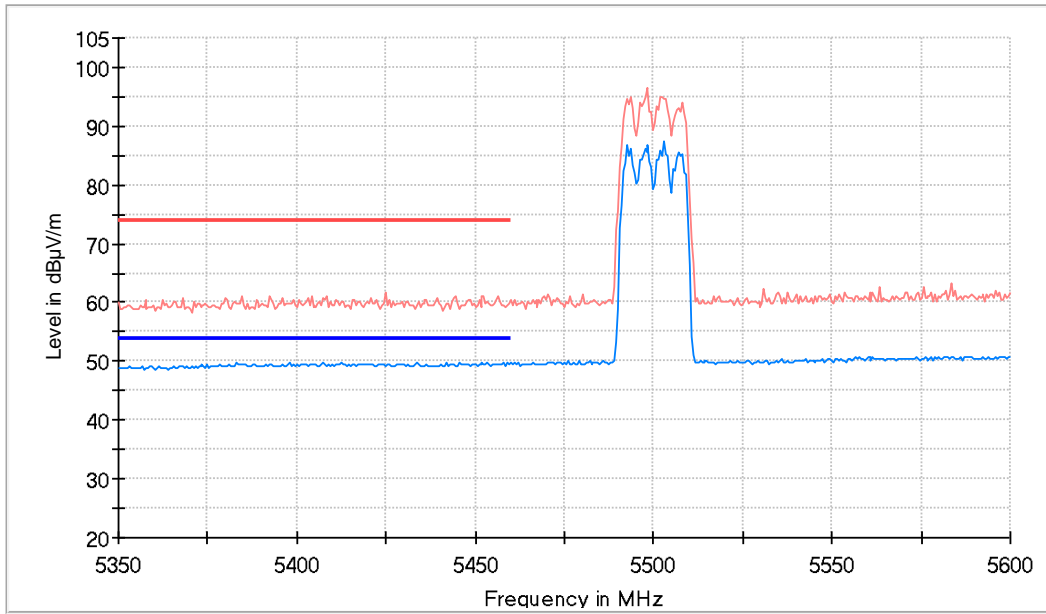
**Images:**



- AVG\_MAXH
- PK+\_MAXH
- TX limits to Spurious Emission FCC15.407 (1GHz to 40 GHz) Restricted Bands PK Limit
- TX limits to Spurious Emission FCC15.407 (1GHz to 40 GHz) Restricted Bands AVG Limit

Frequency (MHz)	PK+_MAXH (dBµV/m)	AVG_MAXH (dBµV/m)	Pol	Margin - AVG (dB)	Limit - AVG (dBµV/m)	Comment
5425.000000	61.6	49.2	H	4.8	54.0	
5498.000000	96.6	85.6	H	---	---	Fundamental
17771.500000	51.5	39.9	V	14.1	54.0	

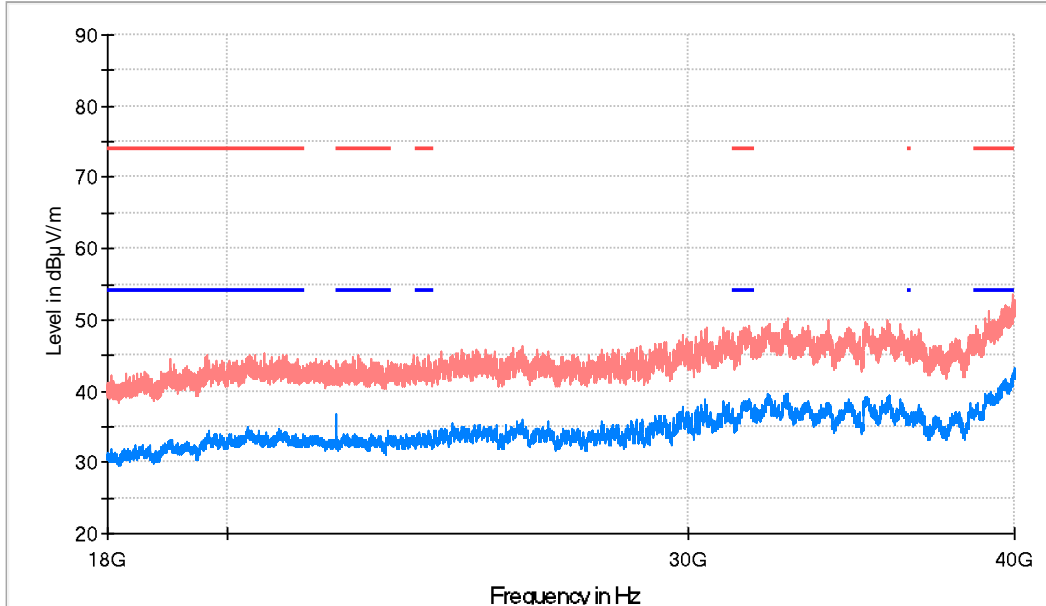




- AVG\_MAXH
- PK+\_MAXH
- TX limits to Spurious Emission FCC15.407 (1GHz to 40 GHz) Restricted Bands PK Limit
- TX limits to Spurious Emission FCC15.407 (1GHz to 40 GHz) Restricted Bands AVG Limit

Frequency Range GHz = [18, 40], Frequency MHz = 5500.00000, Modulation = 802.11ac (OFDM MCS8),  
 Mode = MIMO CCD Mode 2x2

Images:

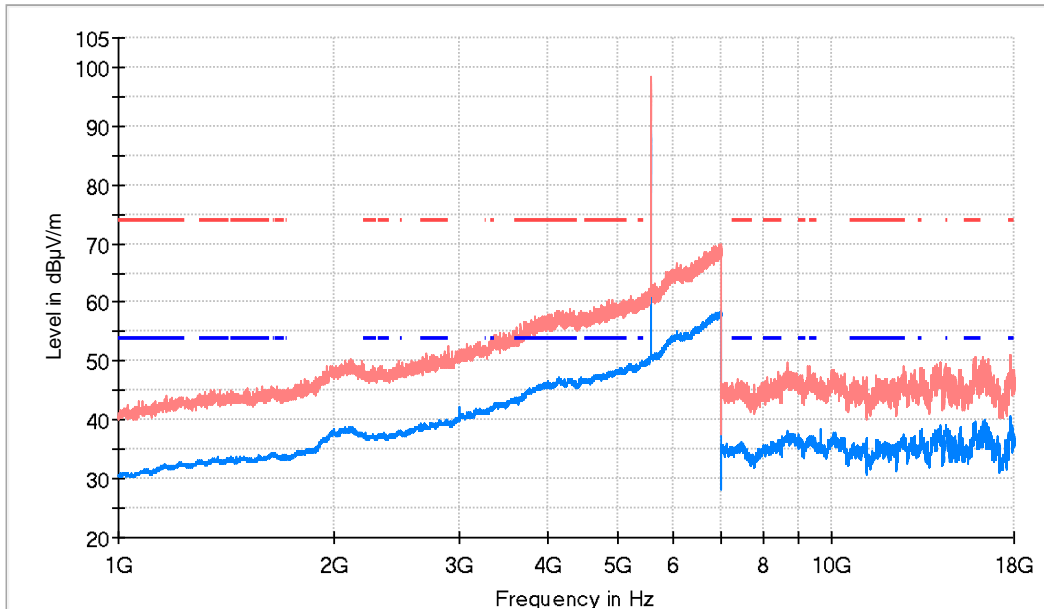


- AVG\_MAXH
- PK+\_MAXH
- TXlimits to Spurious Emission FCC15.407 (1GHz to 40 GHz) Restricted Bands PKLimit
- TXlimits to Spurious Emission FCC15.407 (1GHz to 40 GHz) Restricted Bands AVG Limit

Frequency (MHz)	PK+_MAXH (dBµV/m)	AVG_MAXH (dBµV/m)	Pol	Margin - AVG (dB)	Limit - AVG (dBµV/m)
20666.125000	45.3	33.2		20.8	54.0
31641.375000	49.1	37.9		16.1	54.0
39949.812500	53.7	42.1		11.9	54.0

Frequency Range GHz = [1, 18], Frequency MHz = 5580.00000, Modulation = 802.11ac (OFDM MCS8),  
 Mode = MIMO CCD Mode 2x2

Images:

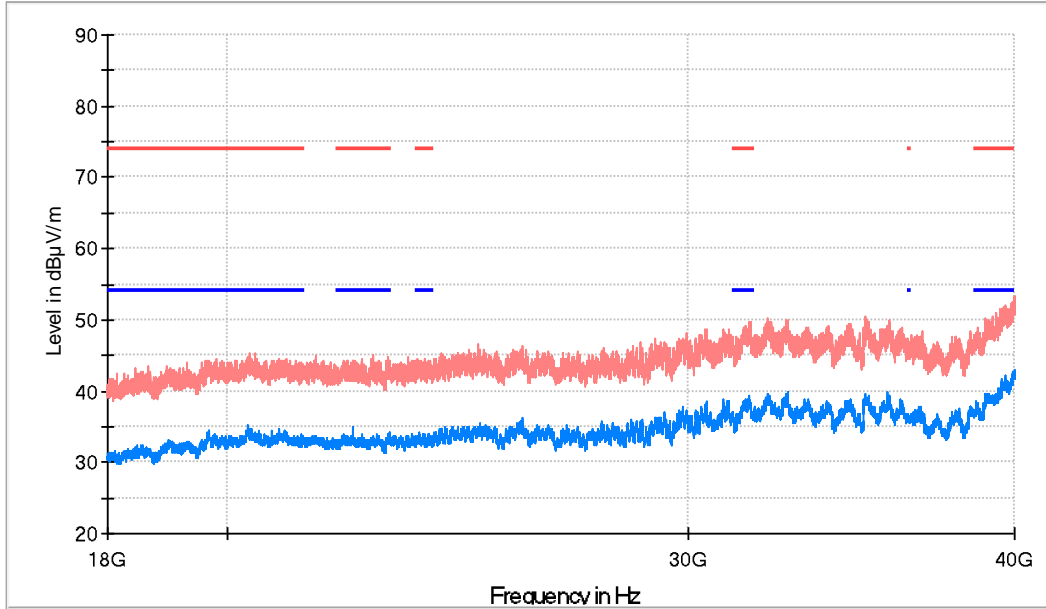


- AVG\_MAXH
- PK+\_MAXH
- TX limits to Spurious Emission FCC15.407 (1GHz to 40 GHz) Restricted Bands PK Limit
- TX limits to Spurious Emission FCC15.407 (1GHz to 40 GHz) Restricted Bands AVG Limit

Frequency (MHz)	PK+_MAXH (dBµV/m)	AVG_MAXH (dBµV/m)	PoI	Margin - AVG (dB)	Limit - AVG (dBµV/m)	Comment
5420.500000	61.2	49.2	H	4.8	54.0	
5572.500000	98.5	88.6	H	---	---	Fundamental
17782.500000	51.2	40.3	H	13.7	54.0	

Frequency Range GHz = [18, 40], Frequency MHz = 5580.00000, Modulation = 802.11ac (OFDM MCS8),  
 Mode = MIMO CCD Mode 2x2

Images:

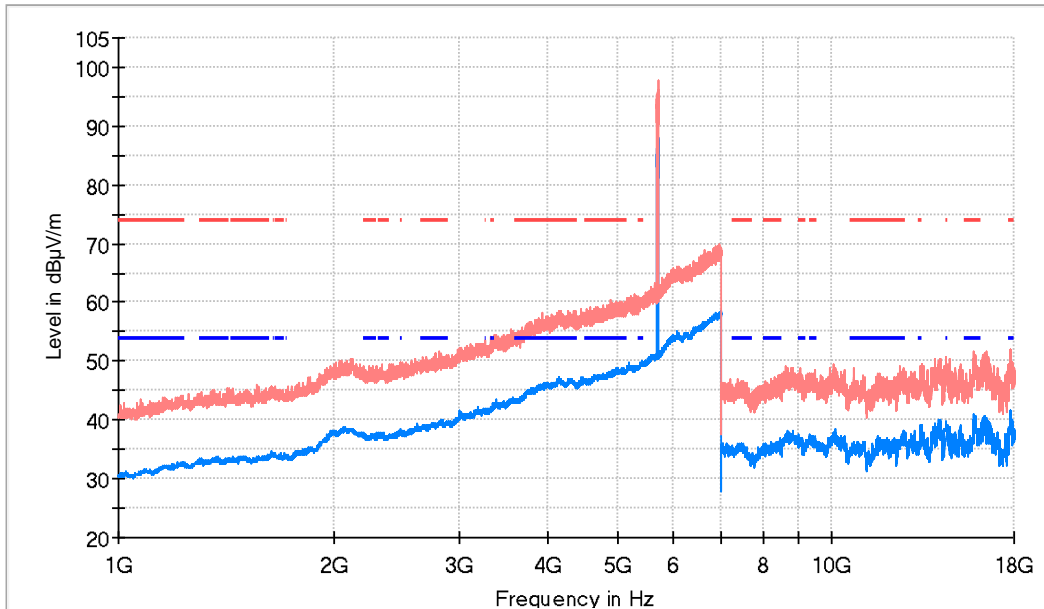


- AVG\_MAXH
- PK+\_MAXH
- TXlimits to Spurious Emission FCC15.407 (1GHz to 40 GHz) Restricted Bands PK Limit
- TXlimits to Spurious Emission FCC15.407 (1GHz to 40 GHz) Restricted Bands AVG Limit

Frequency (MHz)	PK+_MAXH (dBµV/m)	AVG_MAXH (dBµV/m)	Pol	Margin - AVG (dB)	Limit - AVG (dBµV/m)
20483.250000	45.4	33.4		20.6	54.0
31650.312500	49.6	38.8		15.2	54.0
39973.875000	53.4	42.1		11.9	54.0

Frequency Range GHz = [1, 18], Frequency MHz = 5700.00000, Modulation = 802.11ac (OFDM MCS8),  
 Mode = MIMO CCD Mode 2x2

Images:

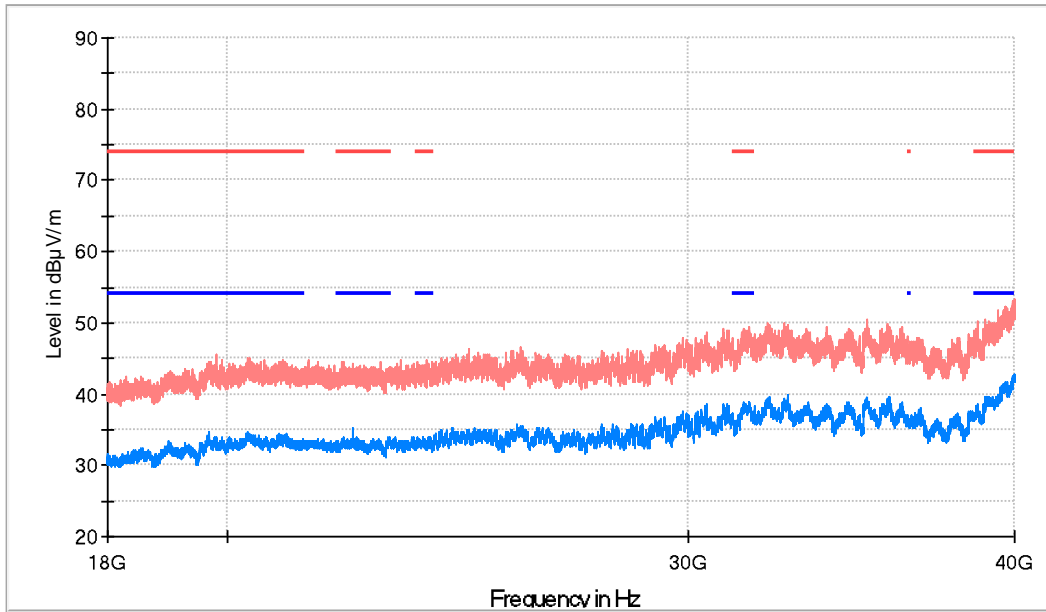


- AVG\_MAXH
- PK+\_MAXH
- TX limits to Spurious Emission FCC15.407 (1GHz to 40 GHz) Restricted Bands PK Limit
- TX limits to Spurious Emission FCC15.407 (1GHz to 40 GHz) Restricted Bands AVG Limit

Frequency (MHz)	PK+_MAXH (dBµV/m)	AVG_MAXH (dBµV/m)	Pol	Margin - AVG (dB)	Limit - AVG (dBµV/m)	Comment
5441.000000	61.1	49.5	V	4.5	54.0	
5696.000000	97.7	86.9	H	---	---	Fundamental
17777.000000	51.9	40.7	H	13.3	54.0	

Frequency Range GHz = [18, 40], Frequency MHz = 5700.00000, Modulation = 802.11ac (OFDM MCS8),  
 Mode = MIMO CCD Mode 2x2

Images:

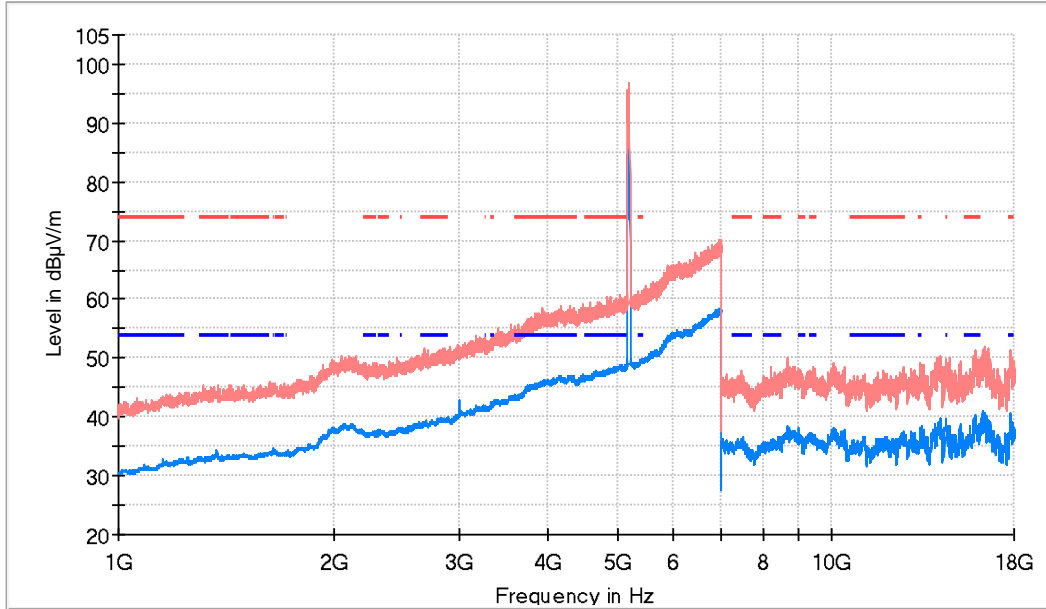


- AVG\_MAXH
- PK+\_MAXH
- TXlimits to Spurious Emission FCC15.407 (1GHz to 40 GHz) Restricted Bands PKLimit
- TXlimits to Spurious Emission FCC15.407 (1GHz to 40 GHz) Restricted Bands AVG Limit

Frequency (MHz)	PK+_MAXH (dBµV/m)	AVG_MAXH (dBµV/m)	PoI	Margin - AVG (dB)	Limit - AVG (dBµV/m)
19799.187500	45.6	33.3		20.7	54.0
31657.875000	49.5	38.2		15.8	54.0
39968.375000	53.2	41.9		12.1	54.0

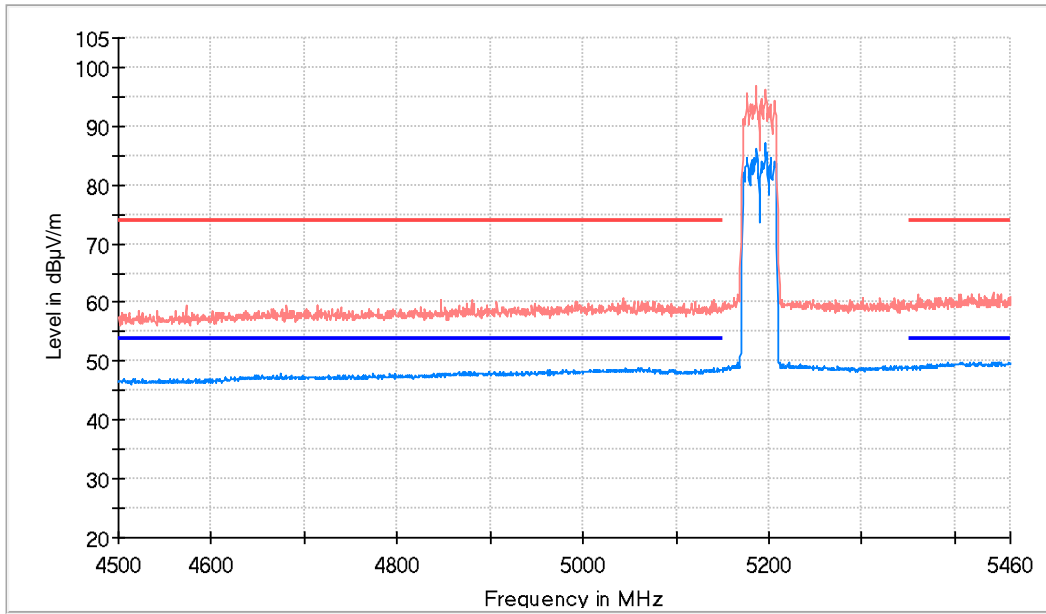
Frequency Range GHz = [1, 18], Frequency MHz = 5190.00000, Modulation = 802.11ac (OFDM MCS9),  
 Mode = MIMO CCD Mode 2x2

Images:



- AVG\_MAXH
- PK+\_MAXH
- TX limits to Spurious Emission FCC15.407 (1GHz to 40 GHz) Restricted Bands PK Limit
- TX limits to Spurious Emission FCC15.407 (1GHz to 40 GHz) Restricted Bands AVG Limit

Frequency (MHz)	PK+_MAXH (dBµV/m)	AVG_MAXH (dBµV/m)	Pol	Margin - AVG (dB)	Limit - AVG (dBµV/m)	Comment
5186.000000	96.7	84.8	H	---	---	Fundamental
5441.500000	61.7	49.5	H	4.5	54.0	
17770.500000	51.5	39.7	H	14.3	54.0	

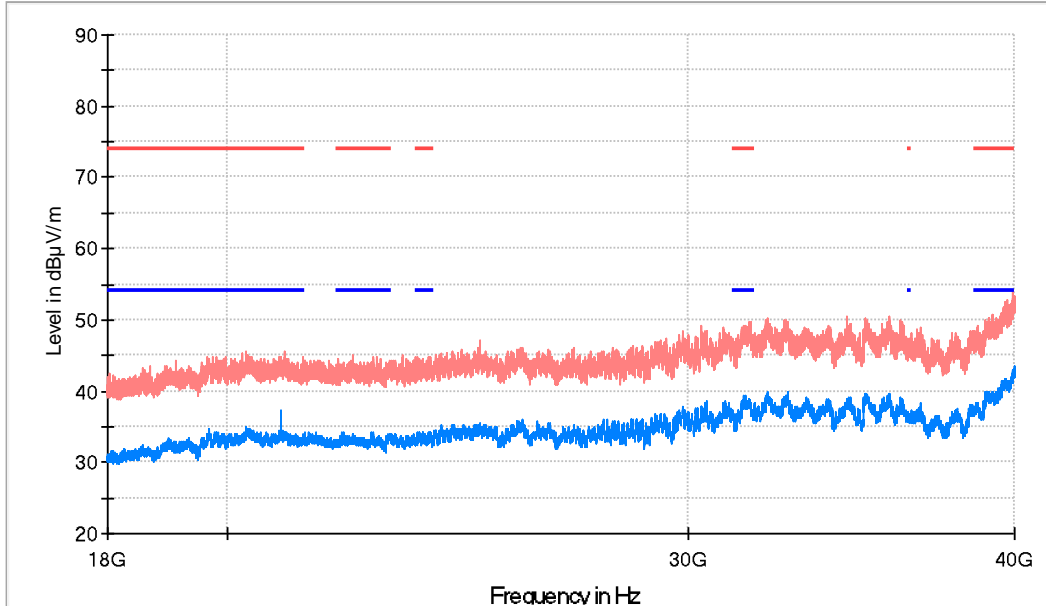


- AVG\_MAXH
- PK+\_MAXH
- TX limits to Spurious Emission FCC15.407 (1GHz to 40 GHz) Restricted Bands PK Limit
- TX limits to Spurious Emission FCC15.407 (1GHz to 40 GHz) Restricted Bands AVG Limit



Frequency Range GHz = [18, 40], Frequency MHz = 5190.00000, Modulation = 802.11ac (OFDM MCS9),  
 Mode = MIMO CCD Mode 2x2

Images:

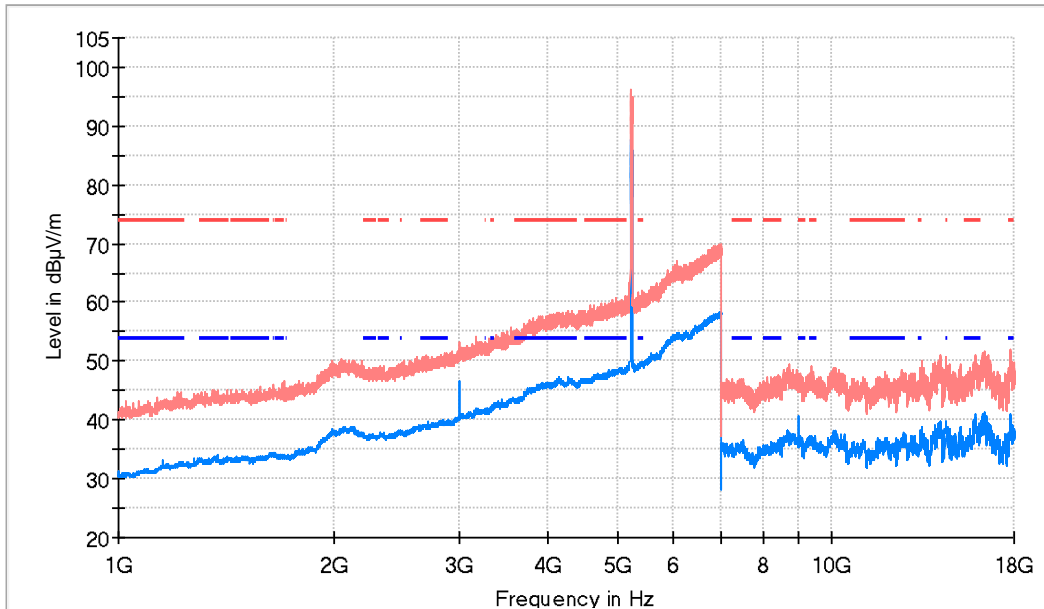


- AVG\_MAXH
- PK+\_MAXH
- TX limits to Spurious Emission FCC15.407 (1GHz to 40 GHz) Restricted Bands PK Limit
- TX limits to Spurious Emission FCC15.407 (1GHz to 40 GHz) Restricted Bands AVG Limit

Frequency (MHz)	PK+_MAXH (dBµV/m)	AVG_MAXH (dBµV/m)	Margin - AVG (dB)	Limit - AVG (dBµV/m)
20340.25000	45.6	34.1	19.9	54.0
31650.31250	49.7	38.4	15.6	54.0
39941.56250	54.2	42.7	11.3	54.0

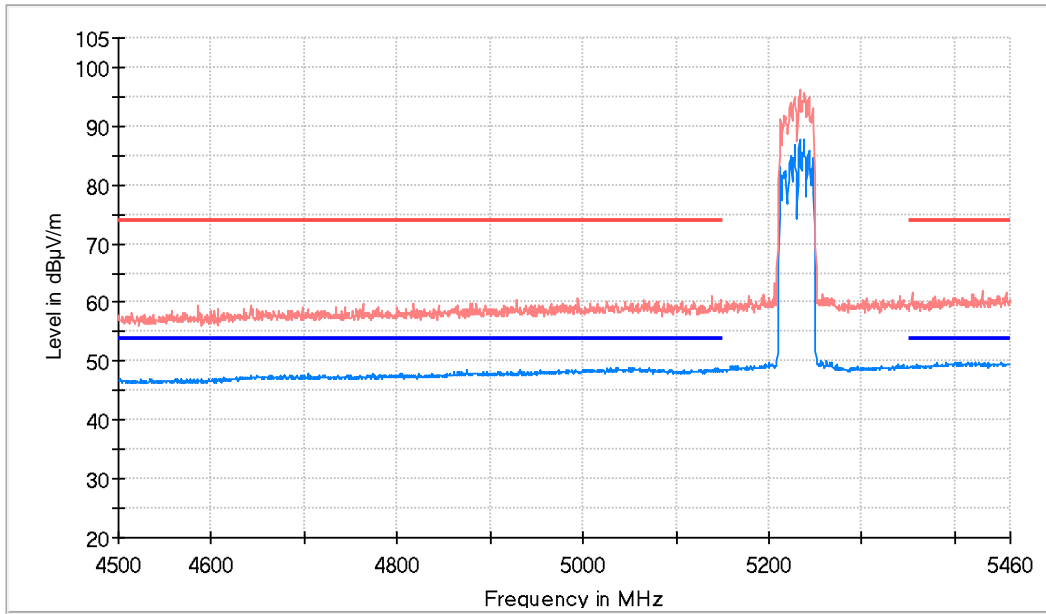
Frequency Range GHz = [1, 18], Frequency MHz = 5230.00000, Modulation = 802.11ac (OFDM MCS9),  
 Mode = MIMO CCD Mode 2x2

Images:



- AVG\_MAXH
- PK+\_MAXH
- TX limits to Spurious Emission FCC15.407 (1GHz to 40 GHz) Restricted Bands PK Limit
- TX limits to Spurious Emission FCC15.407 (1GHz to 40 GHz) Restricted Bands AVG Limit

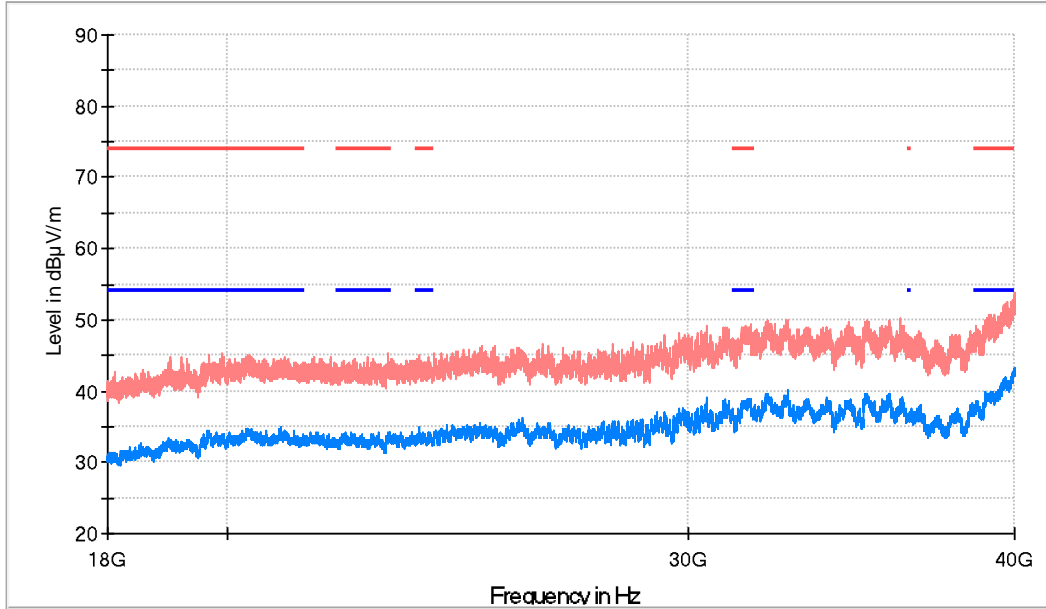
Frequency (MHz)	PK+_MAXH (dBµV/m)	AVG_MAXH (dBµV/m)	Pol	Margin - AVG (dB)	Limit - AVG (dBµV/m)	Comment
5233.500000	96.2	85.9	H	---	---	Fundamental
5429.500000	62.1	49.5	H	4.5	54.0	
17791.500000	51.9	40.1	V	13.9	54.0	



- AVG\_MAXH
- PK+\_MAXH
- TX limits to Spurious Emission FCC15.407 (1GHz to 40 GHz) Restricted Bands PK Limit
- TX limits to Spurious Emission FCC15.407 (1GHz to 40 GHz) Restricted Bands AVG Limit

Frequency Range GHz = [18, 40], Frequency MHz = 5230.00000, Modulation = 802.11ac (OFDM MCS9),  
 Mode = MIMO CCD Mode 2x2

Images:

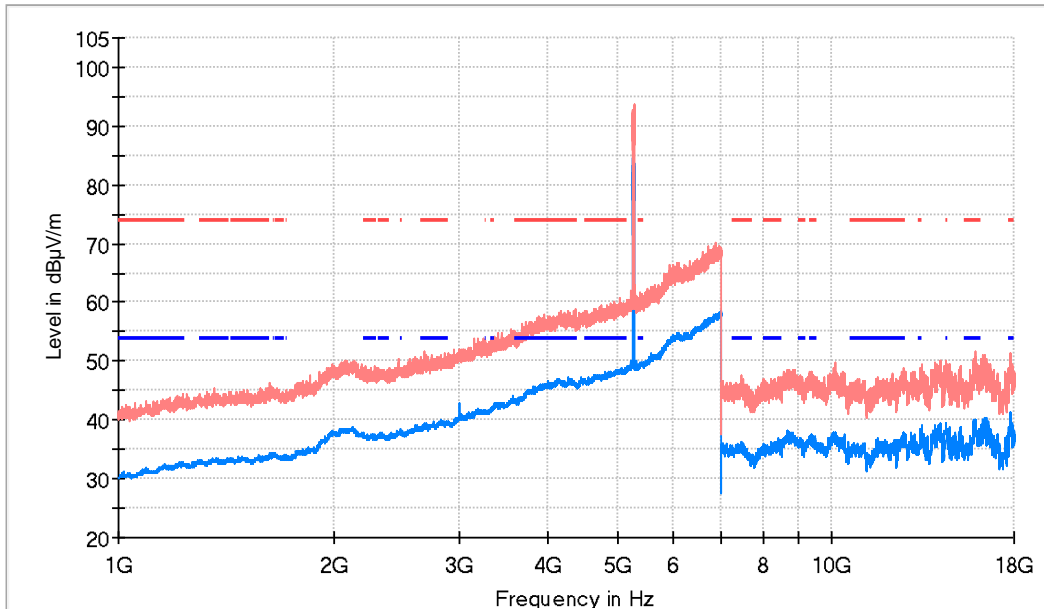


- AVG\_MAXH
- PK+\_MAXH
- TXlimits to Spurious Emission FCC15.407 (1GHz to 40 GHz) Restricted Bands PKLimit
- TXlimits to Spurious Emission FCC15.407 (1GHz to 40 GHz) Restricted Bands AVG Limit

Frequency (MHz)	PK+_MAXH (dBµV/m)	AVG_MAXH (dBµV/m)	PoI	Margin - AVG (dB)	Limit - AVG (dBµV/m)
23048.312500	45.4	33.5		20.5	54.0
31689.500000	49.4	38.0		16.0	54.0
39975.250000	53.9	42.4		11.6	54.0

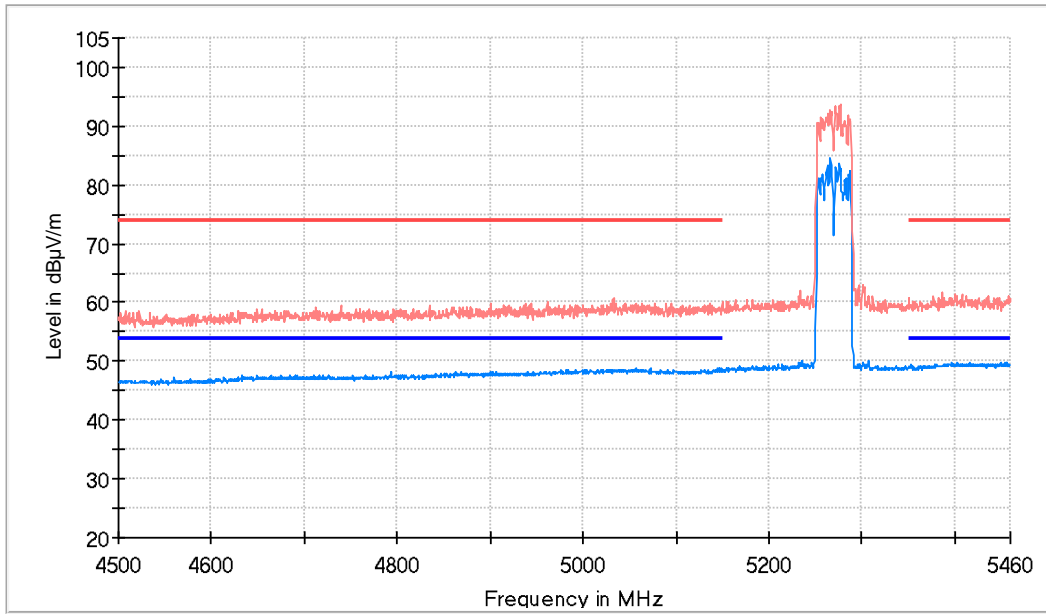
Frequency Range GHz = [1, 18], Frequency MHz = 5270.00000, Modulation = 802.11ac (OFDM MCS9),  
 Mode = MIMO CCD Mode 2x2

Images:



- AVG\_MAXH
- PK+\_MAXH
- TX limits to Spurious Emission FCC15.407 (1GHz to 40 GHz) Restricted Bands PK Limit
- TX limits to Spurious Emission FCC15.407 (1GHz to 40 GHz) Restricted Bands AVG Limit

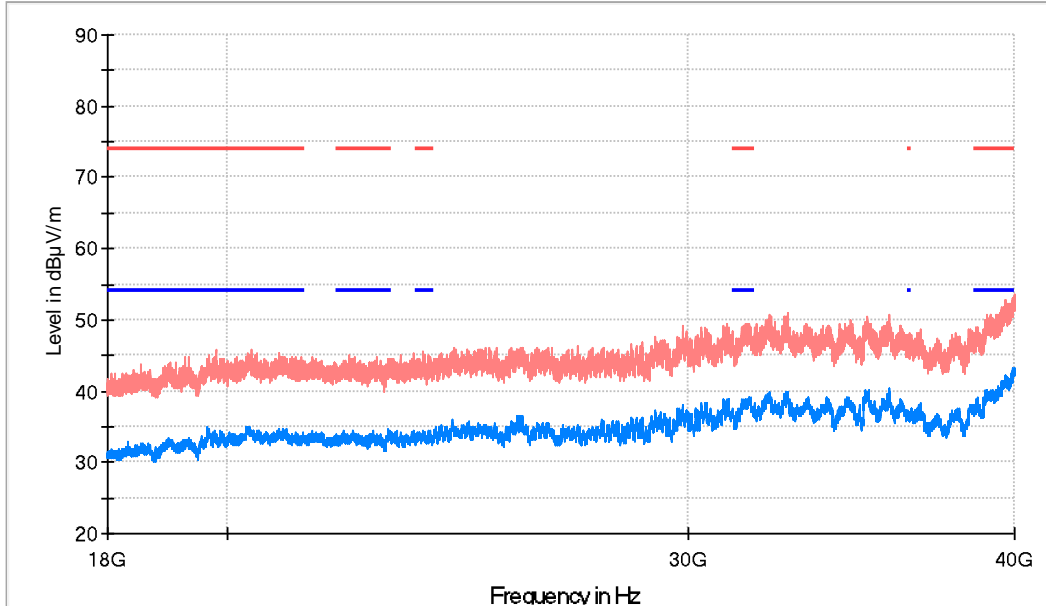
Frequency (MHz)	PK+_MAXH (dBµV/m)	AVG_MAXH (dBµV/m)	Pol	Margin - AVG (dB)	Limit - AVG (dBµV/m)	Comment
5277.000000	93.8	82.3	H	---	---	Fundamental
5387.000000	61.8	49.1	H	4.9	54.0	
17782.000000	51.5	41.3	V	12.7	54.0	



- AVG\_MAXH
- PK+\_MAXH
- TX limits to Spurious Emission FCC15.407 (1GHz to 40 GHz) Restricted Bands PK Limit
- TX limits to Spurious Emission FCC15.407 (1GHz to 40 GHz) Restricted Bands AVG Limit

Frequency Range GHz = [18, 40], Frequency MHz = 5270.00000, Modulation = 802.11ac (OFDM MCS9),  
 Mode = MIMO CCD Mode 2x2

Images:

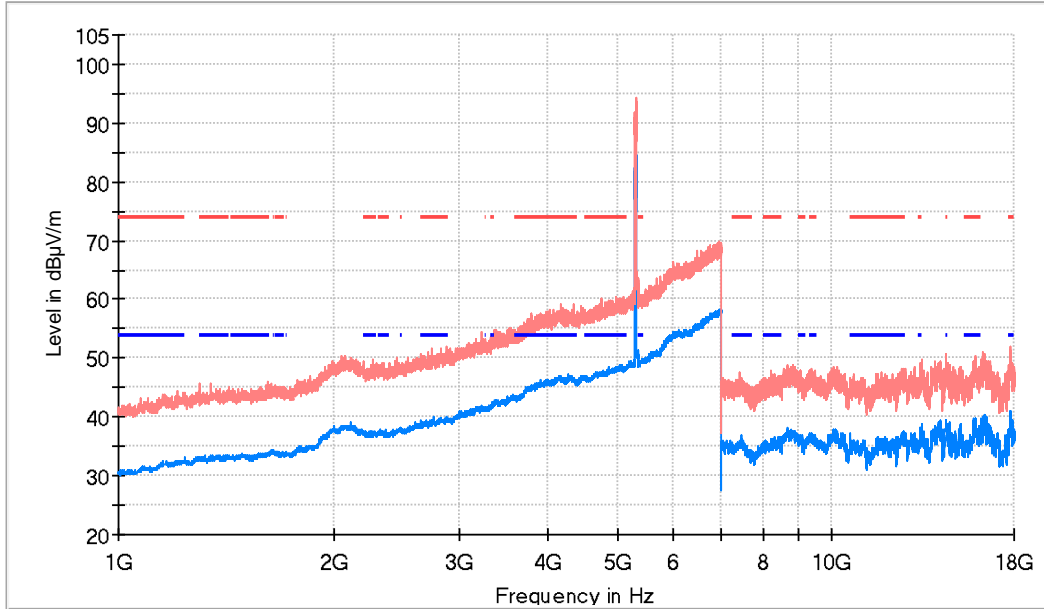


- AVG\_MAXH
- PK+\_MAXH
- TXlimits to Spurious Emission FCC15.407 (1GHz to 40 GHz) Restricted Bands PKLimit
- TXlimits to Spurious Emission FCC15.407 (1GHz to 40 GHz) Restricted Bands AVG Limit

Frequency (MHz)	PK+_MAXH (dBµV/m)	AVG_MAXH (dBµV/m)	Pol	Margin - AVG (dB)	Limit - AVG (dBµV/m)
19793.00000	45.8	34.0		20.0	54.0
31664.06250	49.5	38.1		15.9	54.0
39979.37500	53.5	42.8		11.2	54.0

Frequency Range GHz = [1, 18], Frequency MHz = 5310.00000, Modulation = 802.11ac (OFDM MCS9),  
 Mode = MIMO CCD Mode 2x2

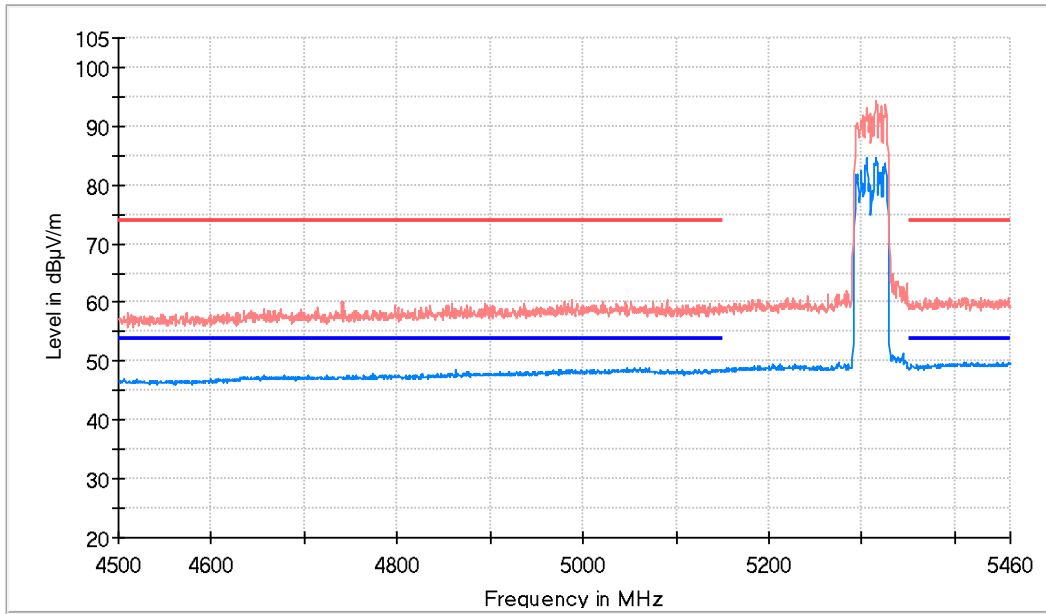
Images:



- AVG\_MAXH
- PK+\_MAXH
- TX limits to Spurious Emission FCC15.407 (1GHz to 40 GHz) Restricted Bands PK Limit
- TX limits to Spurious Emission FCC15.407 (1GHz to 40 GHz) Restricted Bands AVG Limit

Frequency (MHz)	PK+_MAXH (dBµV/m)	AVG_MAXH (dBµV/m)	Pol	Margin - AVG (dB)	Limit - AVG (dBµV/m)	Comment
5315.500000	94.2	83.6	H	---	---	Fundamental
5413.000000	60.9	49.2	H	4.8	54.0	
17781.000000	51.9	40.8	H	13.2	54.0	

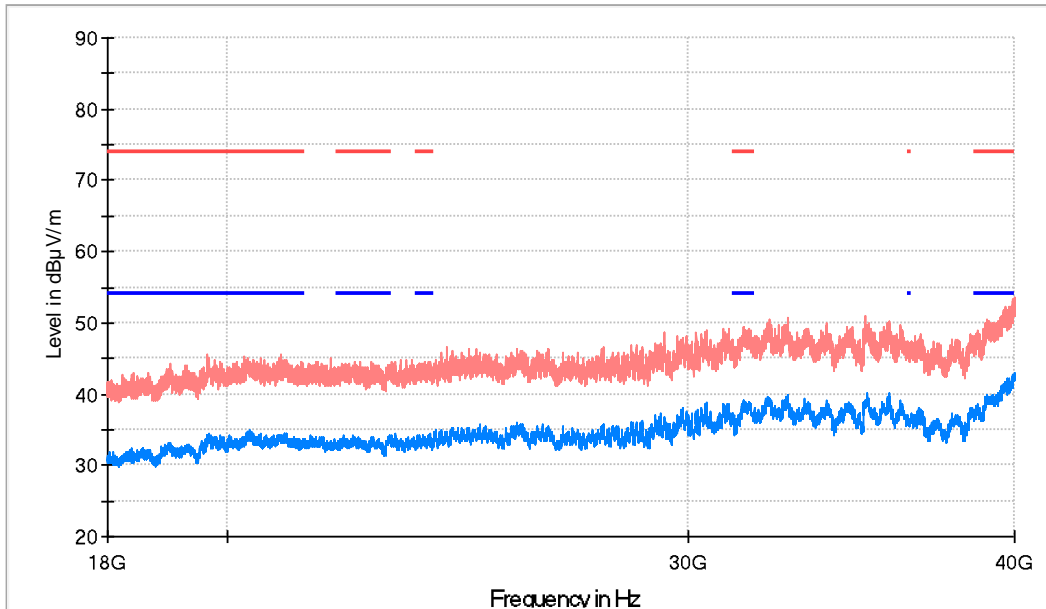




- AVG\_MAXH
- PK+\_MAXH
- TX limits to Spurious Emission FCC15.407 (1GHz to 40 GHz) Restricted Bands PK Limit
- TX limits to Spurious Emission FCC15.407 (1GHz to 40 GHz) Restricted Bands AVG Limit

Frequency Range GHz = [18, 40], Frequency MHz = 5310.00000, Modulation = 802.11ac (OFDM MCS9),  
 Mode = MIMO CCD Mode 2x2

Images:

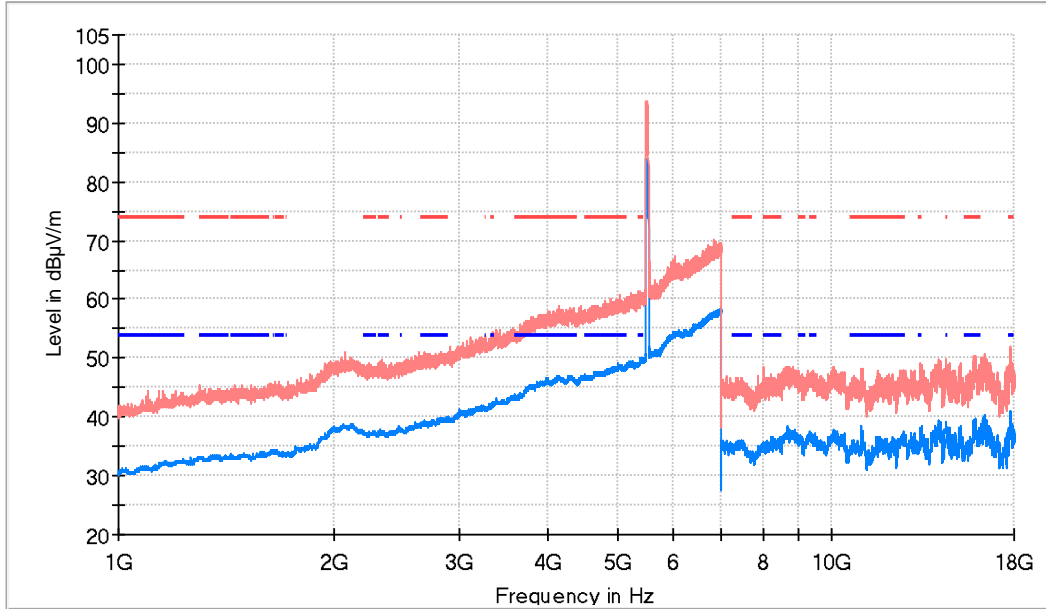


- AVG\_MAXH
- PK+\_MAXH
- TXlimits to Spurious Emission FCC15.407 (1GHz to 40 GHz) Restricted Bands PKLimit
- TXlimits to Spurious Emission FCC15.407 (1GHz to 40 GHz) Restricted Bands AVG Limit

Frequency (MHz)	PK+_MAXH (dBµV/m)	AVG_MAXH (dBµV/m)	Pol	Margin - AVG (dB)	Limit - AVG (dBµV/m)
19662.375000	45.7	33.9		20.1	54.0
31521.750000	49.4	39.1		14.9	54.0
39989.687500	53.7	42.4		11.6	54.0

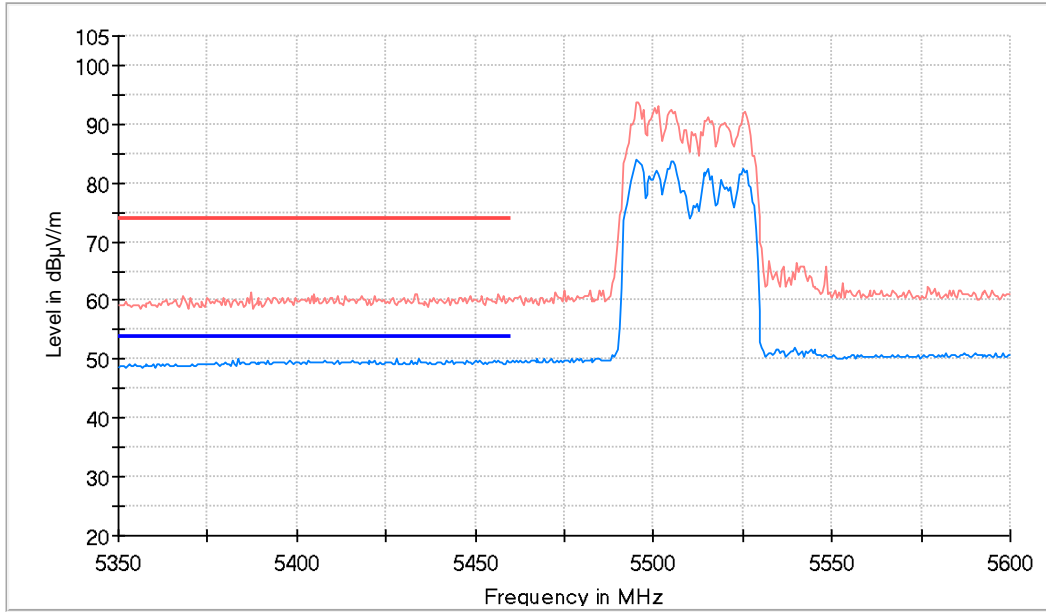
Frequency Range GHz = [1, 18], Frequency MHz = 5510.00000, Modulation = 802.11ac (OFDM MCS9),  
 Mode = MIMO CCD Mode 2x2

Images:



- AVG\_MAXH
- PK+\_MAXH
- TX limits to Spurious Emission FCC15.407 (1GHz to 40 GHz) Restricted Bands PK Limit
- TX limits to Spurious Emission FCC15.407 (1GHz to 40 GHz) Restricted Bands AVG Limit

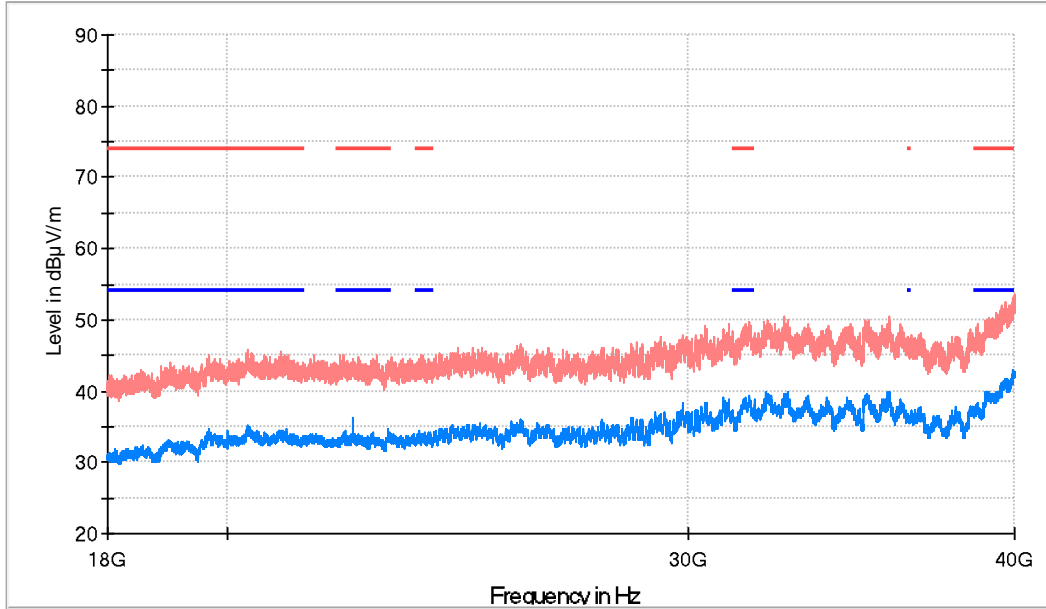
Frequency (MHz)	PK+_MAXH (dBµV/m)	AVG_MAXH (dBµV/m)	Pol	Margin - AVG (dB)	Limit - AVG (dBµV/m)	Comment
5387.000000	61.5	49.5	H	4.5	54.0	
5495.500000	93.6	83.6	H	---	---	Fundamental
17777.000000	51.9	40.2	V	13.8	54.0	



- AVG\_MAXH
- PK+\_MAXH
- TX limits to Spurious Emission FCC15.407 (1GHz to 40 GHz) Restricted Bands PK Limit
- TX limits to Spurious Emission FCC15.407 (1GHz to 40 GHz) Restricted Bands AVG Limit

Frequency Range GHz = [18, 40], Frequency MHz = 5510.00000, Modulation = 802.11ac (OFDM MCS9),  
 Mode = MIMO CCD Mode 2x2

Images:

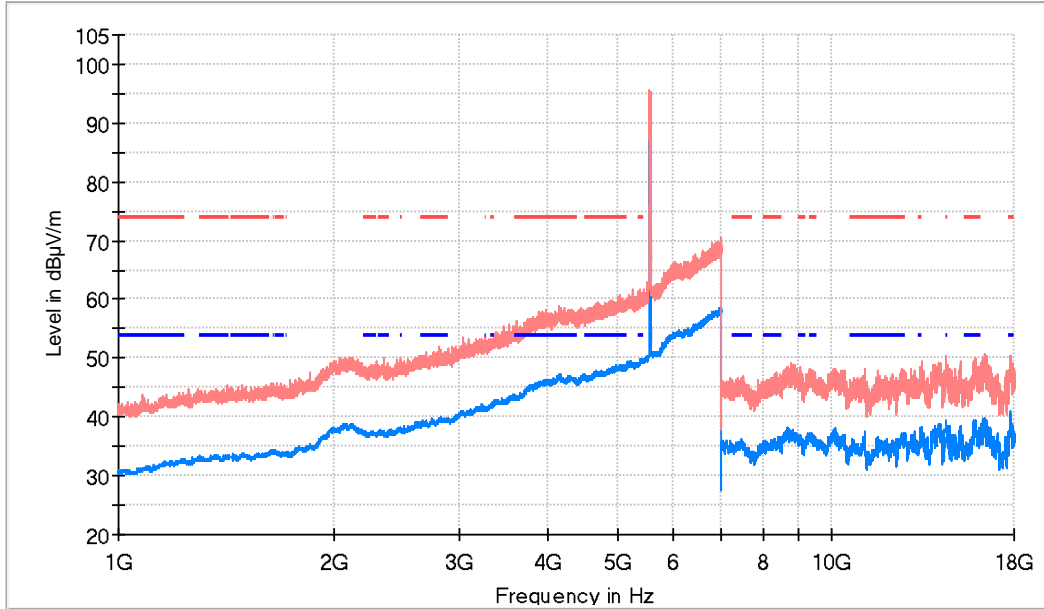


- AVG\_MAXH
- PK+\_MAXH
- TXlimits to Spurious Emission FCC15.407 (1GHz to 40 GHz) Restricted Bands PKLimit
- TXlimits to Spurious Emission FCC15.407 (1GHz to 40 GHz) Restricted Bands AVG Limit

Frequency (MHz)	PK+_MAXH (dBµV/m)	AVG_MAXH (dBµV/m)	PoI	Margin - AVG (dB)	Limit - AVG (dBµV/m)
20369.125000	45.9	34.3		19.7	54.0
31640.000000	49.7	38.1		15.9	54.0
39980.062500	53.5	42.2		11.8	54.0

Frequency Range GHz = [1, 18], Frequency MHz = 5550.00000, Modulation = 802.11ac (OFDM MCS9),  
 Mode = MIMO CCD Mode 2x2

Images:

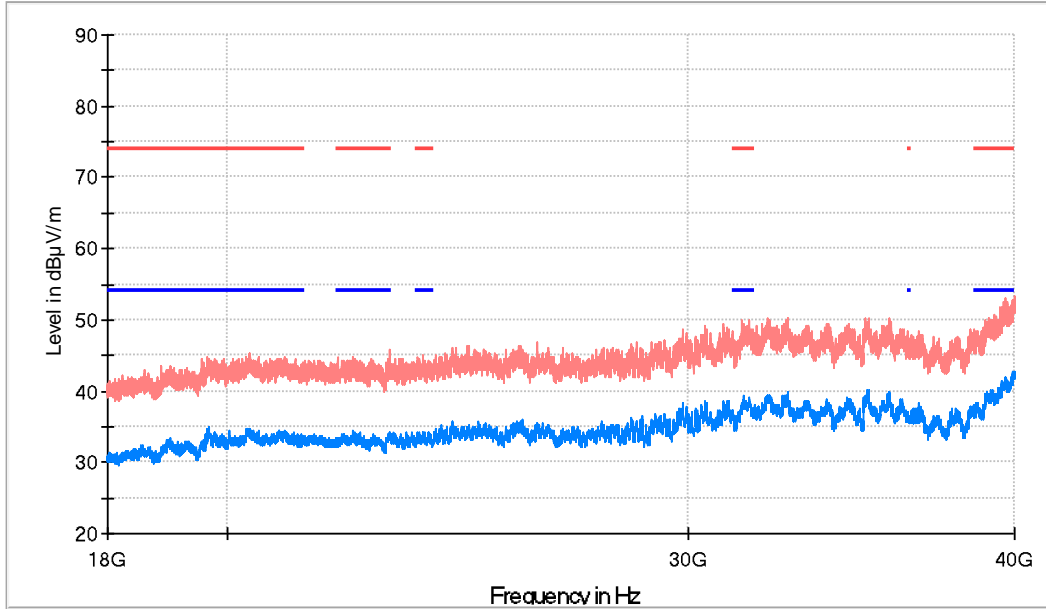


- AVG\_MAXH
- PK+\_MAXH
- TX limits to Spurious Emission FCC15.407 (1GHz to 40 GHz) Restricted Bands PK Limit
- TX limits to Spurious Emission FCC15.407 (1GHz to 40 GHz) Restricted Bands AVG Limit

Frequency (MHz)	PK+_MAXH (dBµV/m)	AVG_MAXH (dBµV/m)	Pol	Margin - AVG (dB)	Limit - AVG (dBµV/m)	Comment
5387.000000	61.8	49.4	H	4.6	54.0	
5540.500000	95.7	83.2	H	---	---	Fundamental
17780.000000	50.6	40.3	H	13.7	54.0	

Frequency Range GHz = [18, 40], Frequency MHz = 5550.00000, Modulation = 802.11ac (OFDM MCS9),  
 Mode = MIMO CCD Mode 2x2

Images:

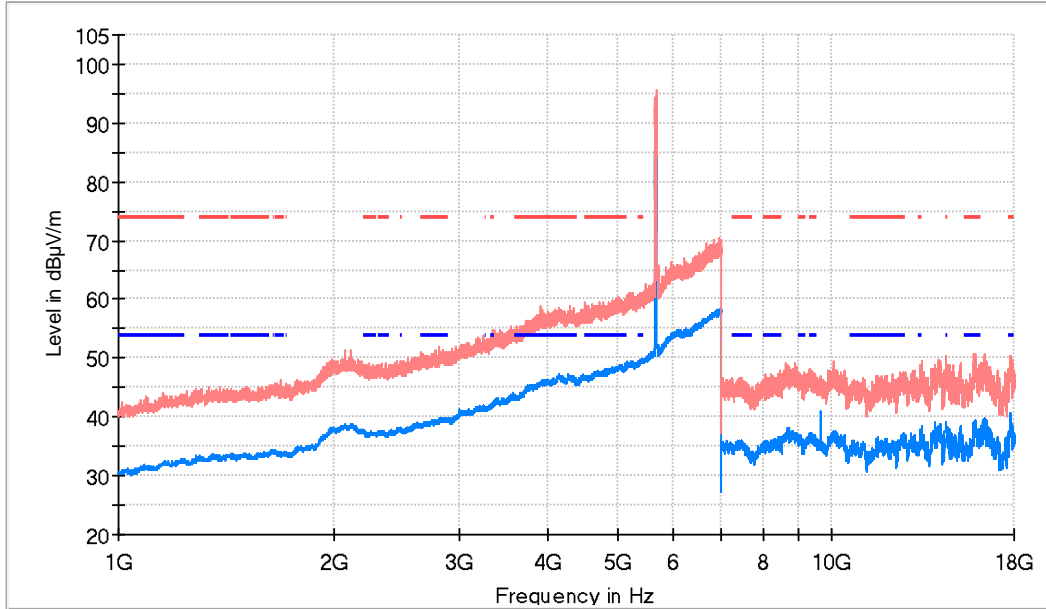


- AVG\_MAXH
- PK+\_MAXH
- TXlimits to Spurious Emission FCC15.407 (1GHz to 40 GHz) Restricted Bands PKLimit
- TXlimits to Spurious Emission FCC15.407 (1GHz to 40 GHz) Restricted Bands AVG Limit

Frequency (MHz)	PK+_MAXH (dBµV/m)	AVG_MAXH (dBµV/m)	Pol	Margin - AVG (dB)	Limit - AVG (dBµV/m)
23090.937500	45.7	33.8		20.2	54.0
31477.062500	49.9	37.7		16.3	54.0
39992.437500	53.2	42.5		11.5	54.0

Frequency Range GHz = [1, 18], Frequency MHz = 5670.00000, Modulation = 802.11ac (OFDM MCS9),  
 Mode = MIMO CCD Mode 2x2

Images:



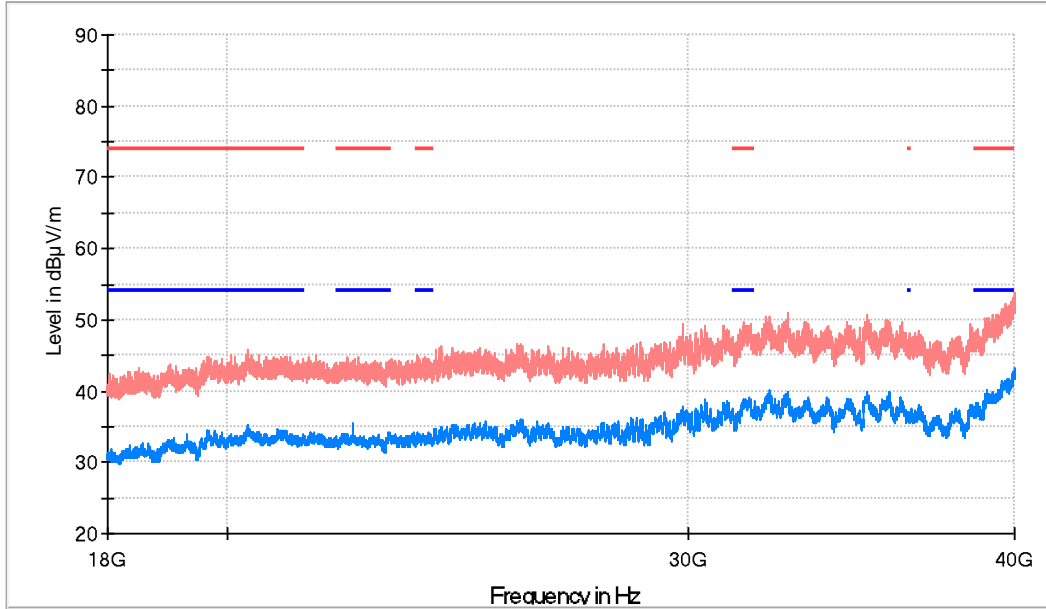
- AVG\_MAXH
- PK+\_MAXH
- TX limits to Spurious Emission FCC15.407 (1GHz to 40 GHz) Restricted Bands PK Limit
- TX limits to Spurious Emission FCC15.407 (1GHz to 40 GHz) Restricted Bands AVG Limit

Frequency (MHz)	PK+_MAXH (dBµV/m)	AVG_MAXH (dBµV/m)	Pol	Margin - AVG (dB)	Limit - AVG (dBµV/m)	Comment
5372.000000	61.2	49.1	H	4.9	54.0	
5683.000000	95.5	86.0	H	---	---	Fundamental
17779.500000	50.5	40.6	V	13.4	54.0	



Frequency Range GHz = [18, 40], Frequency MHz = 5670.00000, Modulation = 802.11ac (OFDM MCS9),  
 Mode = MIMO CCD Mode 2x2

Images:

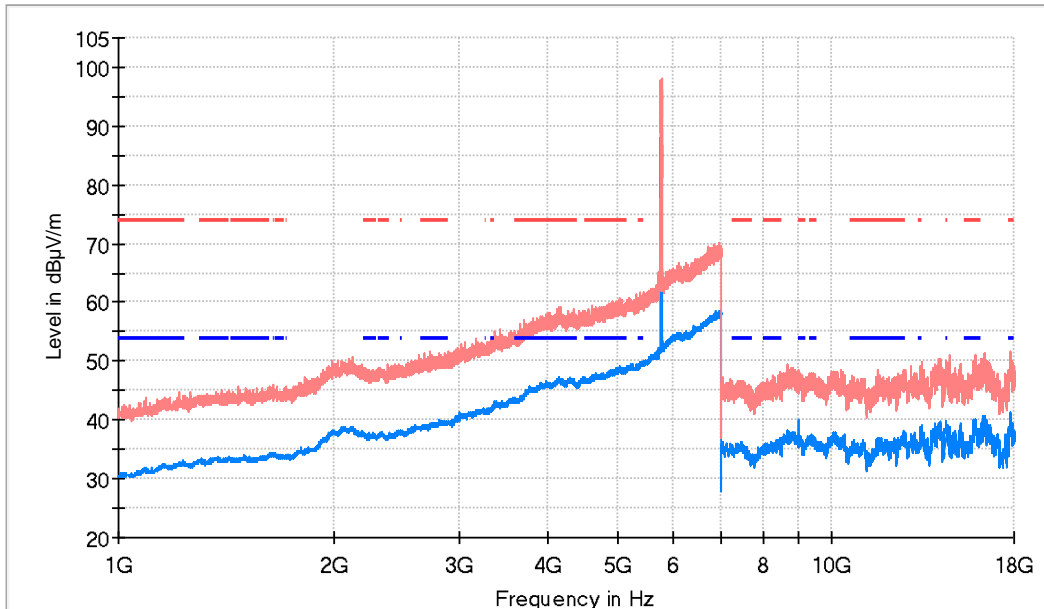


- AVG\_MAXH
- PK+\_MAXH
- TXlimits to Spurious Emission FCC15.407 (1GHz to 40 GHz) Restricted Bands PKLimit
- TXlimits to Spurious Emission FCC15.407 (1GHz to 40 GHz) Restricted Bands AVG Limit

Frequency (MHz)	PK+_MAXH (dBµV/m)	AVG_MAXH (dBµV/m)	PoI	Margin - AVG (dB)	Limit - AVG (dBµV/m)
20347.812500	45.8	34.4		19.6	54.0
31520.375000	49.6	38.1		15.9	54.0
39986.937500	53.8	42.6		11.4	54.0

Frequency Range GHz = [1, 18], Frequency MHz = 5755.00000, Modulation = 802.11ac (OFDM MCS9),  
 Mode = MIMO CCD Mode 2x2

Images:

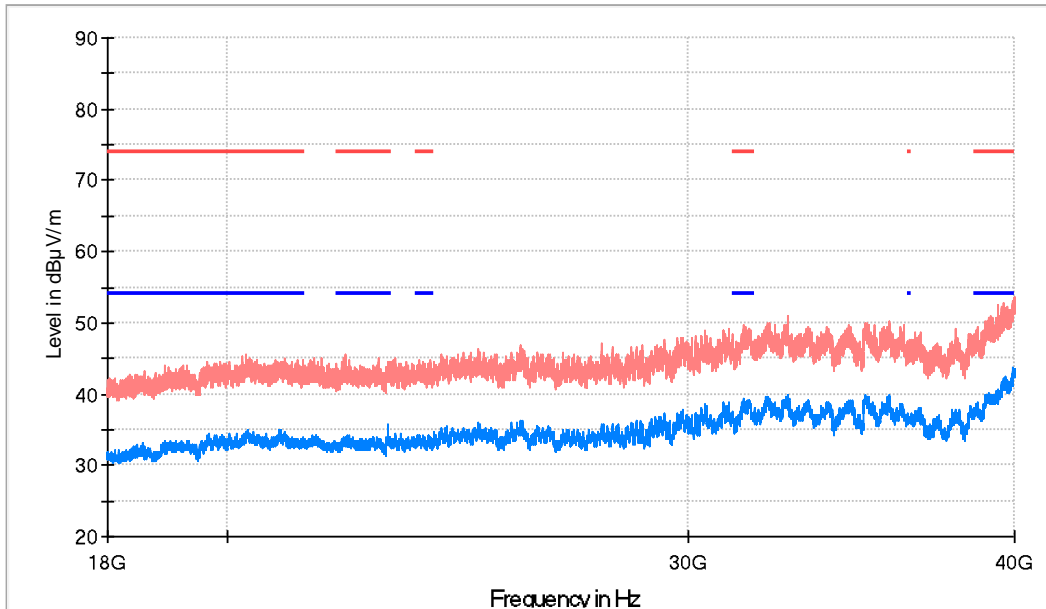


- AVG\_MAXH
- PK+\_MAXH
- TX limits to Spurious Emission FCC15.407 (1GHz to 40 GHz) Restricted Bands PK Limit
- TX limits to Spurious Emission FCC15.407 (1GHz to 40 GHz) Restricted Bands AVG Limit

Frequency (MHz)	PK+_MAXH (dBµV/m)	AVG_MAXH (dBµV/m)	Pol	Margin - AVG (dB)	Limit - AVG (dBµV/m)	Comment
5377.000000	61.8	49.3	V	4.7	54.0	
5771.000000	98.2	89.7	H	---	---	Fundamental
17779.000000	51.4	40.9	H	13.1	54.0	

Frequency Range GHz = [18, 40], Frequency MHz = 5755.00000, Modulation = 802.11ac (OFDM MCS9),  
 Mode = MIMO CCD Mode 2x2

Images:

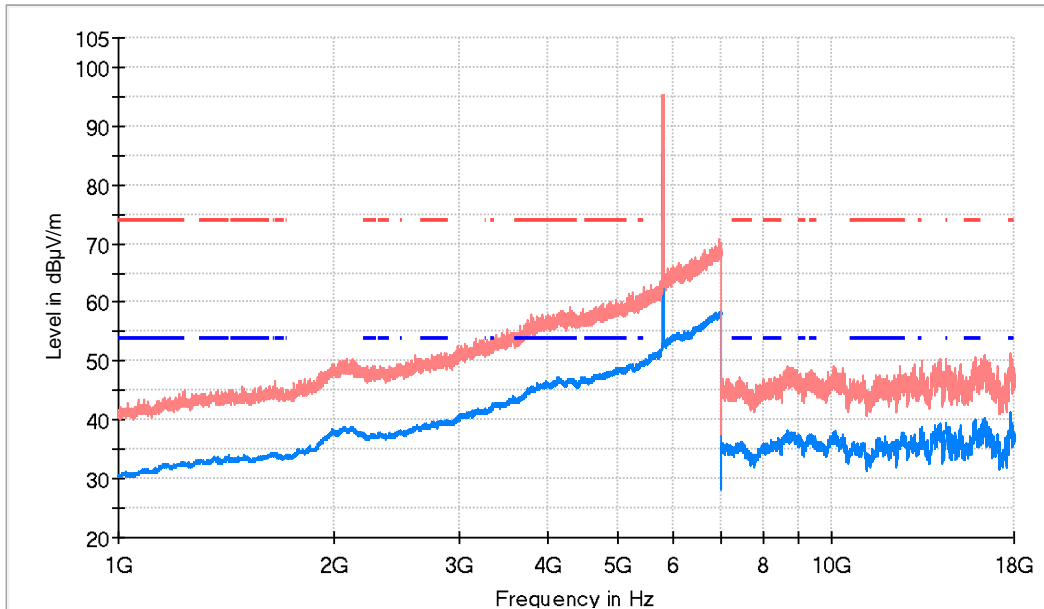


- AVG\_MAXH
- PK+\_MAXH
- TXlimits to Spurious Emission FCC15.407 (1GHz to 40 GHz) Restricted Bands PKLimit
- TXlimits to Spurious Emission FCC15.407 (1GHz to 40 GHz) Restricted Bands AVG Limit

Frequency (MHz)	PK+_MAXH (dBµV/m)	AVG_MAXH (dBµV/m)	Pol	Margin - AVG (dB)	Limit - AVG (dBµV/m)
20340.25000	45.5	34.3		19.7	54.0
31513.50000	49.6	38.2		15.8	54.0
39982.81250	53.7	43.2		10.8	54.0

Frequency Range GHz = [1, 18], Frequency MHz = 5795.00000, Modulation = 802.11ac (OFDM MCS9),  
 Mode = MIMO CCD Mode 2x2

Images:

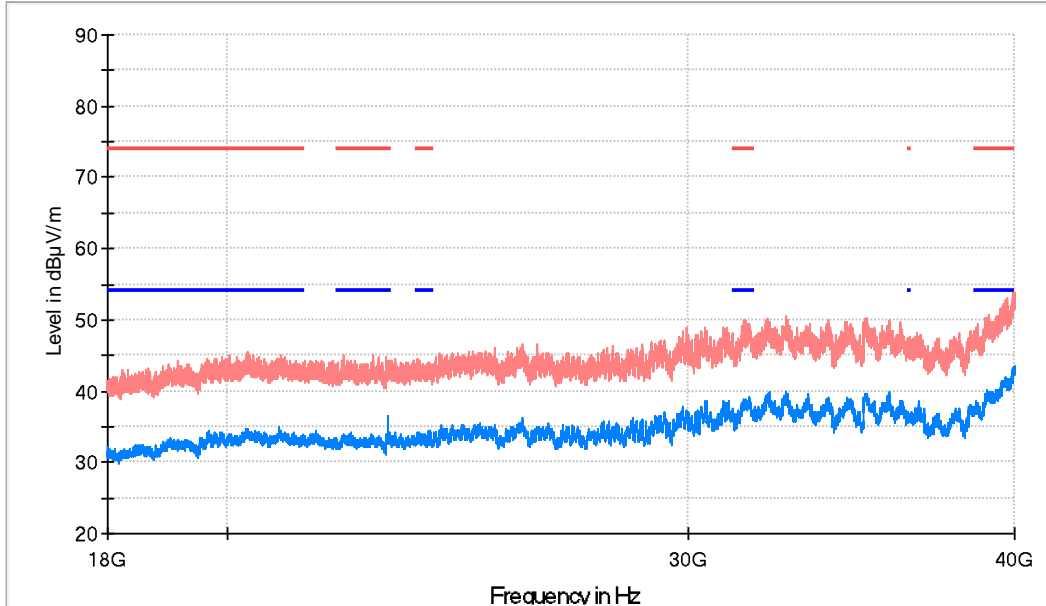


- AVG\_MAXH
- PK+\_MAXH
- TX limits to Spurious Emission FCC15.407 (1GHz to 40 GHz) Restricted Bands PK Limit
- TX limits to Spurious Emission FCC15.407 (1GHz to 40 GHz) Restricted Bands AVG Limit

Frequency (MHz)	PK+_MAXH (dBµV/m)	AVG_MAXH (dBµV/m)	PoI	Margin - AVG (dB)	Limit - AVG (dBµV/m)	Comment
5432.000000	62.6	49.3	H	4.7	54.0	
5810.500000	95.4	85.0	H	---	---	Fundamental
17790.500000	51.3	40.3	H	13.7	54.0	

Frequency Range GHz = [18, 40], Frequency MHz = 5795.00000, Modulation = 802.11ac (OFDM MCS9),  
 Mode = MIMO CCD Mode 2x2

Images:

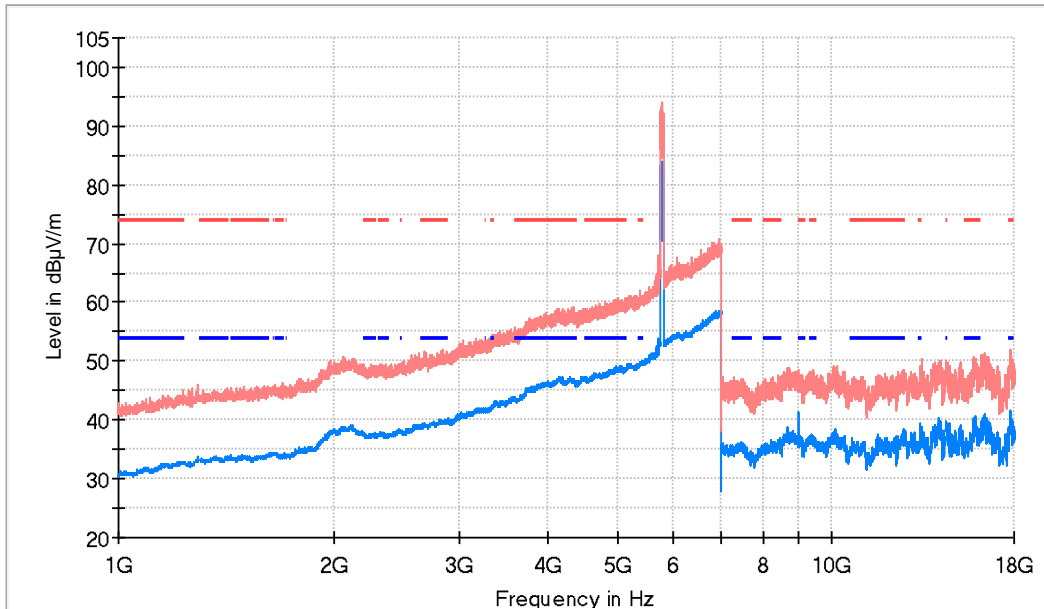


- AVG\_MAXH
- PK+\_MAXH
- TX limits to Spurious Emission FCC15.407 (1GHz to 40 GHz) Restricted Bands PK Limit
- TX limits to Spurious Emission FCC15.407 (1GHz to 40 GHz) Restricted Bands AVG Limit

Frequency (MHz)	PK+_MAXH (dBµV/m)	AVG_MAXH (dBµV/m)	Pol	Margin - AVG (dB)	Limit - AVG (dBµV/m)
20347.125000	45.6	33.9		20.1	54.0
31510.750000	50.1	38.1		15.9	54.0
39978.000000	53.8	42.5		11.5	54.0

Frequency Range GHz = [1, 18], Frequency MHz = 5210.00000, Modulation = 802.11ac (OFDM MCS8),  
 Mode = MIMO CCD Mode 2x2

Images:

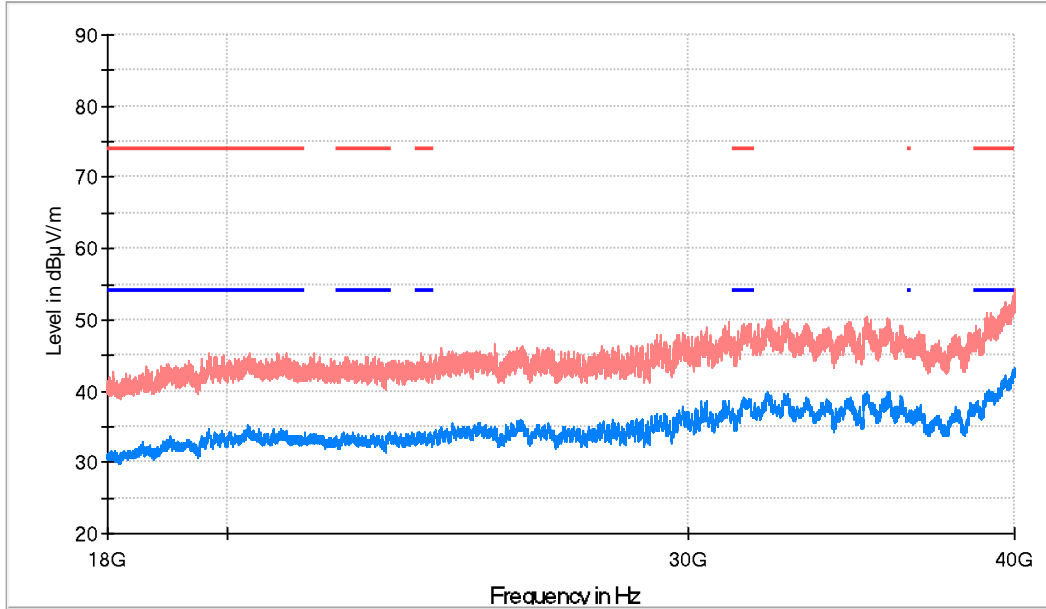


- AVG\_MAXH
- PK+\_MAXH
- TX limits to Spurious Emission FCC15.407 (1GHz to 40 GHz) Restricted Bands PK Limit
- TX limits to Spurious Emission FCC15.407 (1GHz to 40 GHz) Restricted Bands AVG Limit

Frequency (MHz)	PK+_MAXH (dBµV/m)	AVG_MAXH (dBµV/m)	Pol	Margin - AVG (dB)	Limit - AVG (dBµV/m)	Comment
5395.000000	61.9	49.5	H	4.5	54.0	
5763.500000	94.1	83.5	H	---	---	Fundamental
17784.000000	51.9	40.4	V	13.6	54.0	

Frequency Range GHz = [18, 40], Frequency MHz = 5210.00000, Modulation = 802.11ac (OFDM MCS8),  
 Mode = MIMO CCD Mode 2x2

Images:

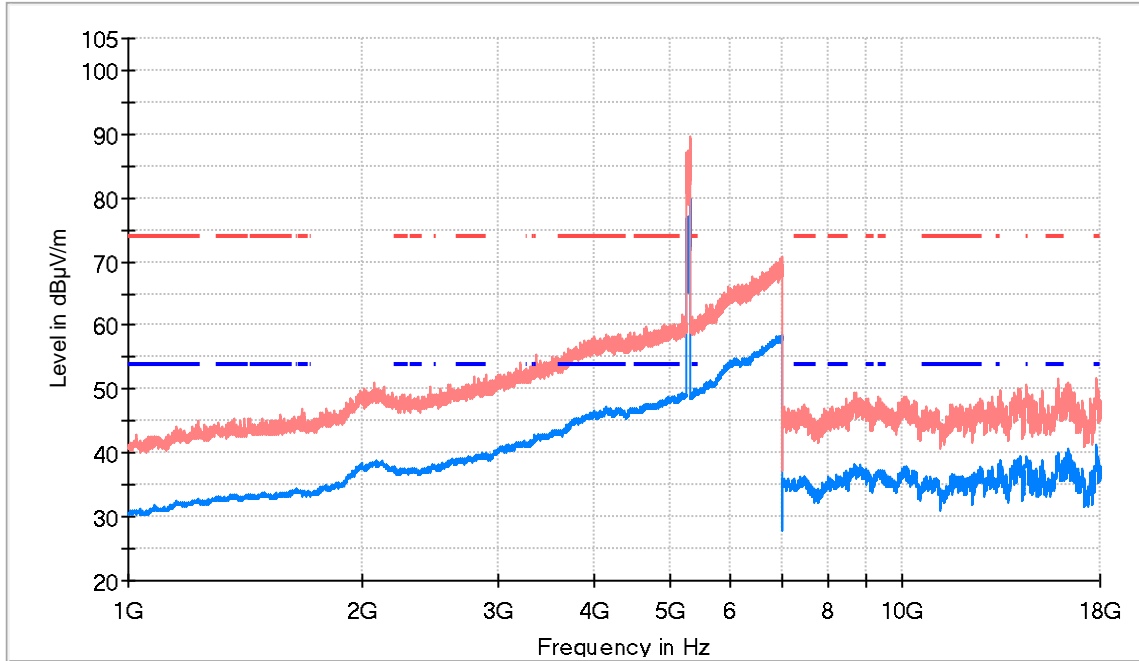


- AVG\_MAXH
- PK+\_MAXH
- TXlimits to Spurious Emission FCC15.407 (1GHz to 40 GHz) Restricted Bands PKLimit
- TXlimits to Spurious Emission FCC15.407 (1GHz to 40 GHz) Restricted Bands AVG Limit

Frequency (MHz)	PK+_MAXH (dBµV/m)	AVG_MAXH (dBµV/m)	PoI	Margin - AVG (dB)	Limit - AVG (dBµV/m)
23707.625000	45.4	33.2		20.8	54.0
31504.562500	49.5	38.1		15.9	54.0
39974.562500	54.4	42.2		11.8	54.0

Frequency Range GHz = [1, 18], Frequency MHz = 5290.00000, Modulation = 802.11ac (OFDM MCS8),  
 Mode = MIMO CCD Mode 2x2

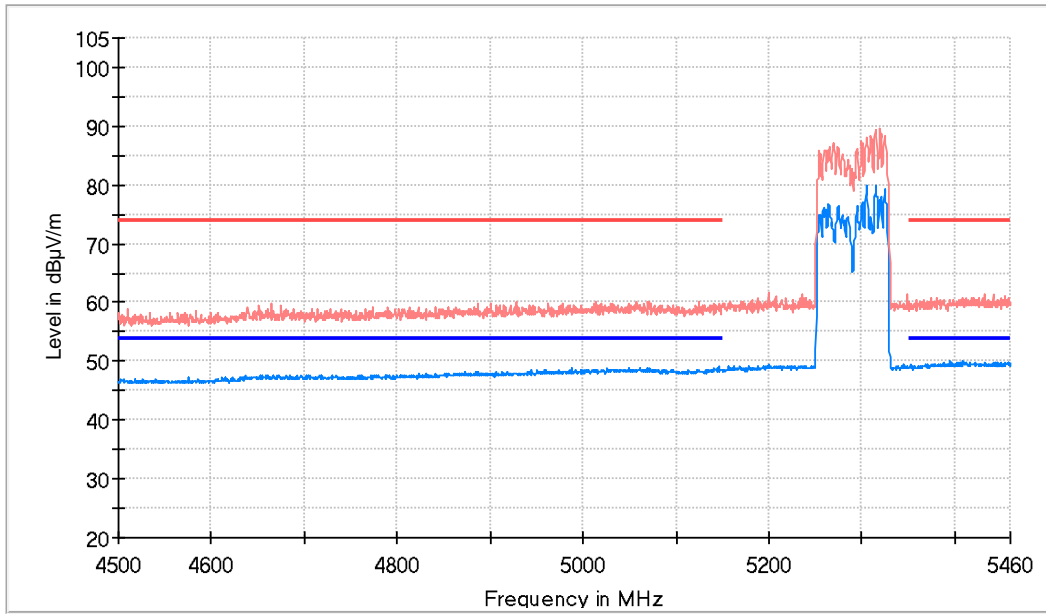
Images:



- AVG\_MAXH
- PK+\_MAXH
- - - TX limits to Spurious Emission FCC15.407 (1GHz to 40 GHz) Restricted Bands PK Limit
- - - TX limits to Spurious Emission FCC15.407 (1GHz to 40 GHz) Restricted Bands AVG Limit

Frequency (MHz)	PK+_MAXH (dBµV/m)	AVG_MAXH (dBµV/m)	Pol	Margin - AVG (dB)	Limit - AVG (dBµV/m)	Comment
5320.000000	89.6	77.2	H	---	---	Fundamental
5432.000000	61.4	49.2	H	4.8	54.0	
17782.000000	51.7	41.0	H	13.0	54.0	

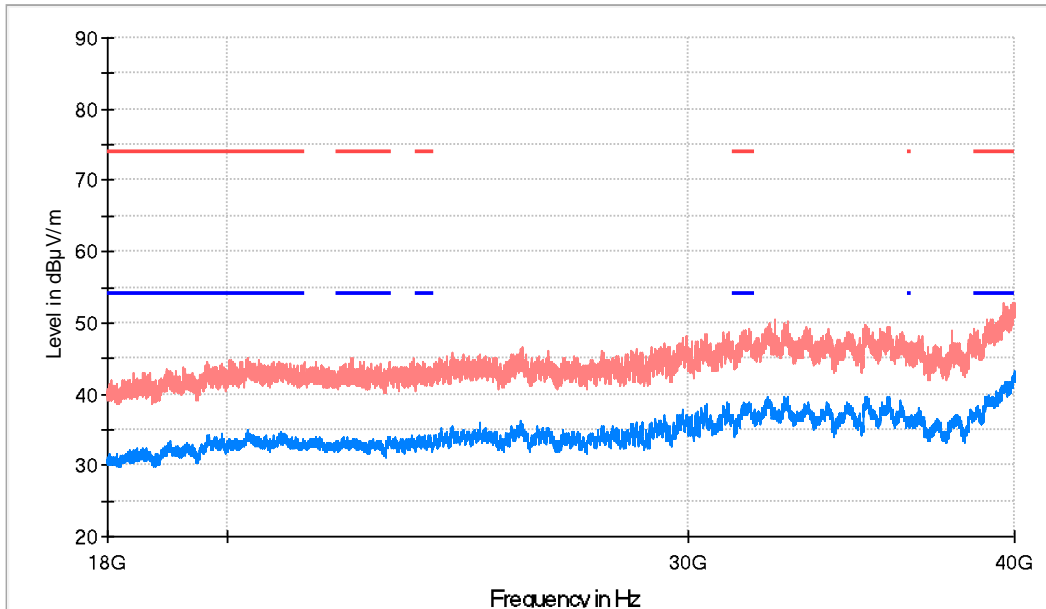




- AVG\_MAXH
- PK+\_MAXH
- TX limits to Spurious Emission FCC15.407 (1GHz to 40 GHz) Restricted Bands PK Limit
- TX limits to Spurious Emission FCC15.407 (1GHz to 40 GHz) Restricted Bands AVG Limit

Frequency Range GHz = [18, 40], Frequency MHz = 5290.00000, Modulation = 802.11ac (OFDM MCS8),  
 Mode = MIMO CCD Mode 2x2

Images:

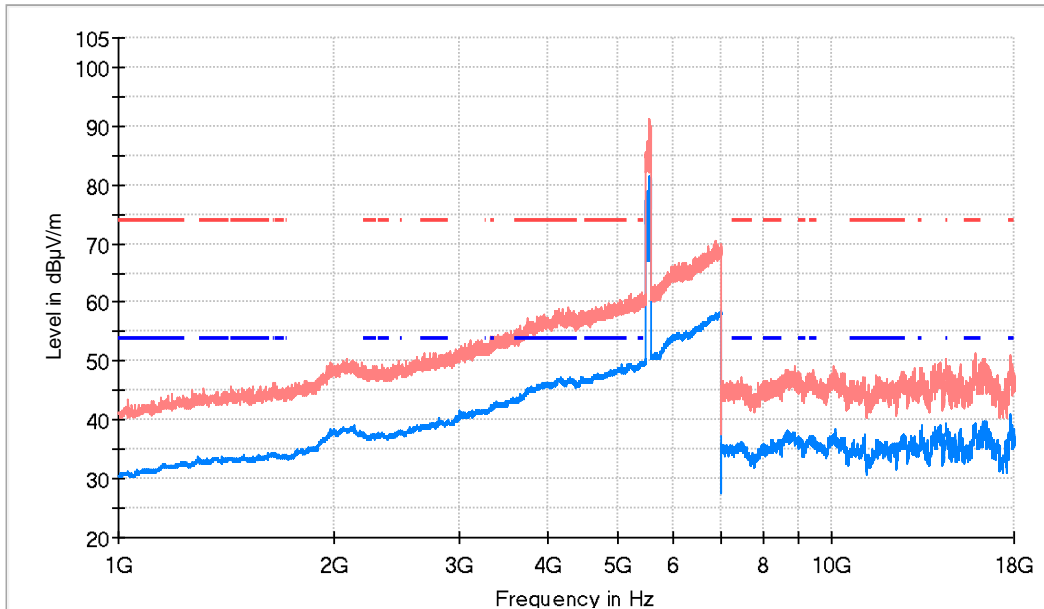


- AVG\_MAXH
- PK+\_MAXH
- TXlimits to Spurious Emission FCC15.407 (1GHz to 40 GHz) Restricted Bands PKLimit
- TXlimits to Spurious Emission FCC15.407 (1GHz to 40 GHz) Restricted Bands AVG Limit

Frequency (MHz)	PK+_MAXH (dBµV/m)	AVG_MAXH (dBµV/m)	PoI	Margin - AVG (dB)	Limit - AVG (dBµV/m)
20356.062500	45.1	34.5		19.5	54.0
31679.187500	49.2	38.1		15.9	54.0
39939.500000	52.8	42.2		11.8	54.0

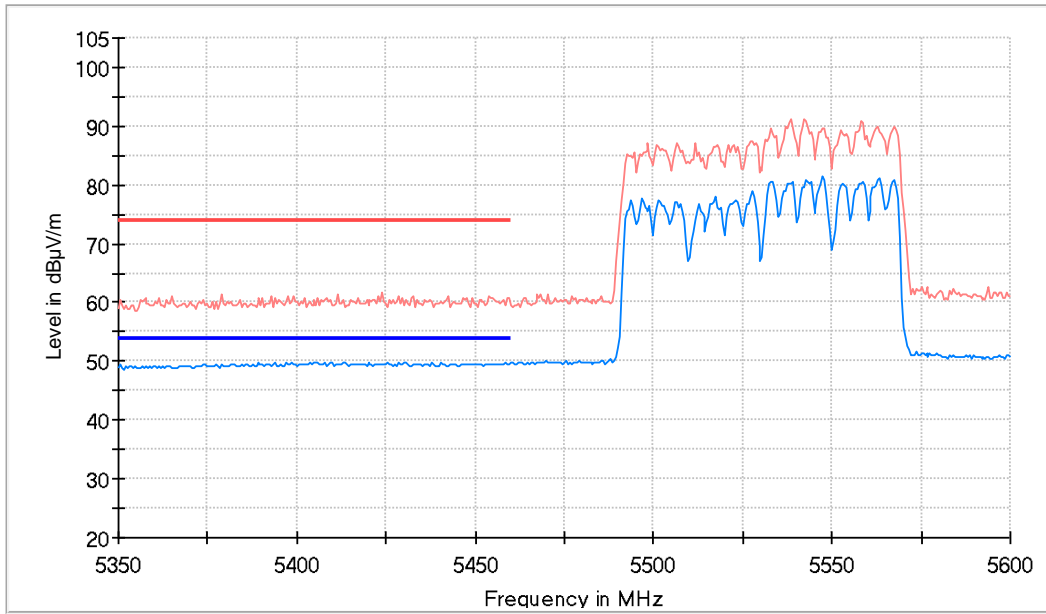
Frequency Range GHz = [1, 18], Frequency MHz = 5530.00000, Modulation = 802.11ac (OFDM MCS8),  
 Mode = MIMO CCD Mode 2x2

Images:



- AVG\_MAXH
- PK+\_MAXH
- TX limits to Spurious Emission FCC15.407 (1GHz to 40 GHz) Restricted Bands PK Limit
- TX limits to Spurious Emission FCC15.407 (1GHz to 40 GHz) Restricted Bands AVG Limit

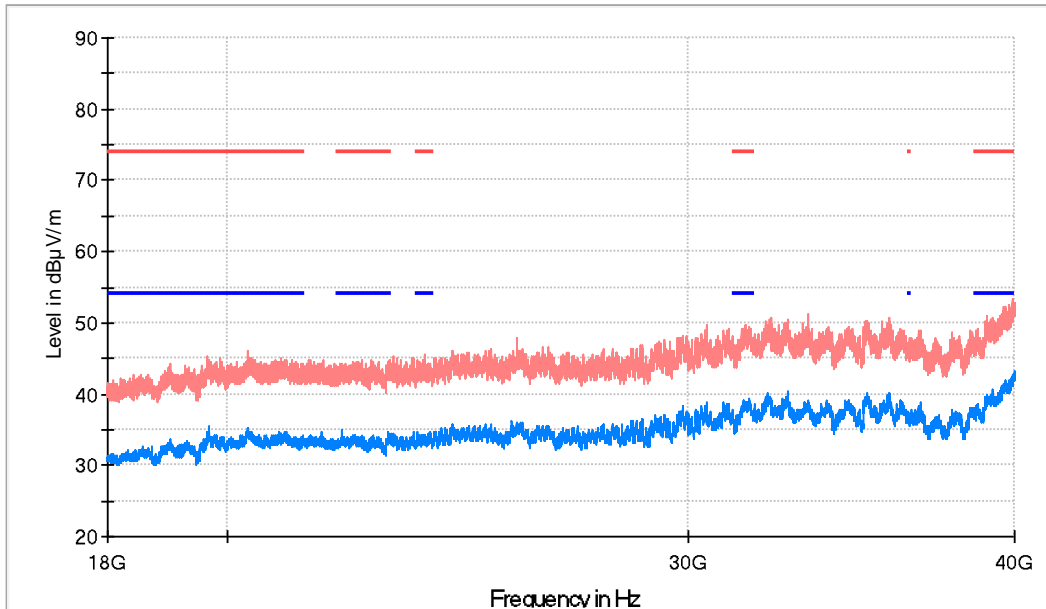
Frequency (MHz)	PK+_MAXH (dBµV/m)	AVG_MAXH (dBµV/m)	Pol	Margin - AVG (dB)	Limit - AVG (dBµV/m)	Comment
5424.000000	61.8	49.6	V	4.4	54.0	
5538.500000	91.3	80.2	H	---	---	Fundamental
17782.000000	50.1	41.0	H	13.0	54.0	



- AVG\_MAXH
- PK+\_MAXH
- TX limits to Spurious Emission FCC15.407 (1GHz to 40 GHz) Restricted Bands PK Limit
- TX limits to Spurious Emission FCC15.407 (1GHz to 40 GHz) Restricted Bands AVG Limit

Frequency Range GHz = [18, 40], Frequency MHz = 5530.00000, Modulation = 802.11ac (OFDM MCS8),  
 Mode = MIMO CCD Mode 2x2

Images:

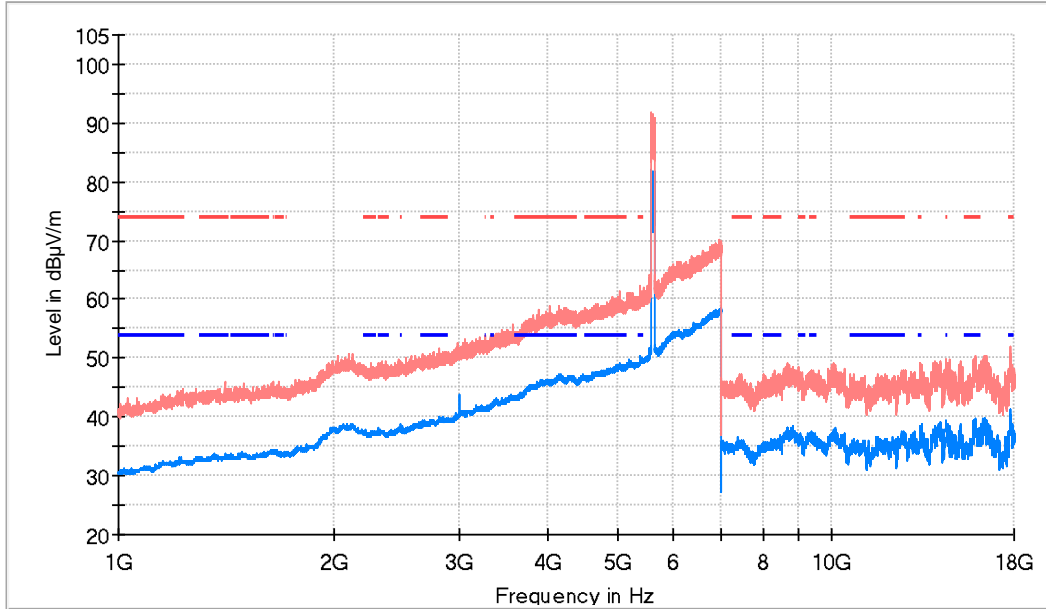


- AVG\_MAXH
- PK+\_MAXH
- TXlimits to Spurious Emission FCC15.407 (1GHz to 40 GHz) Restricted Bands PKLimit
- TXlimits to Spurious Emission FCC15.407 (1GHz to 40 GHz) Restricted Bands AVG Limit

Frequency (MHz)	PK+_MAXH (dBµV/m)	AVG_MAXH (dBµV/m)	PoI	Margin - AVG (dB)	Limit - AVG (dBµV/m)
20362.937500	46.0	34.3		19.7	54.0
31561.625000	49.8	38.5		15.5	54.0
39941.562500	53.2	42.7		11.3	54.0

Frequency Range GHz = [1, 18], Frequency MHz = 5610.00000, Modulation = 802.11ac (OFDM MCS8),  
 Mode = MIMO CCD Mode 2x2

Images:

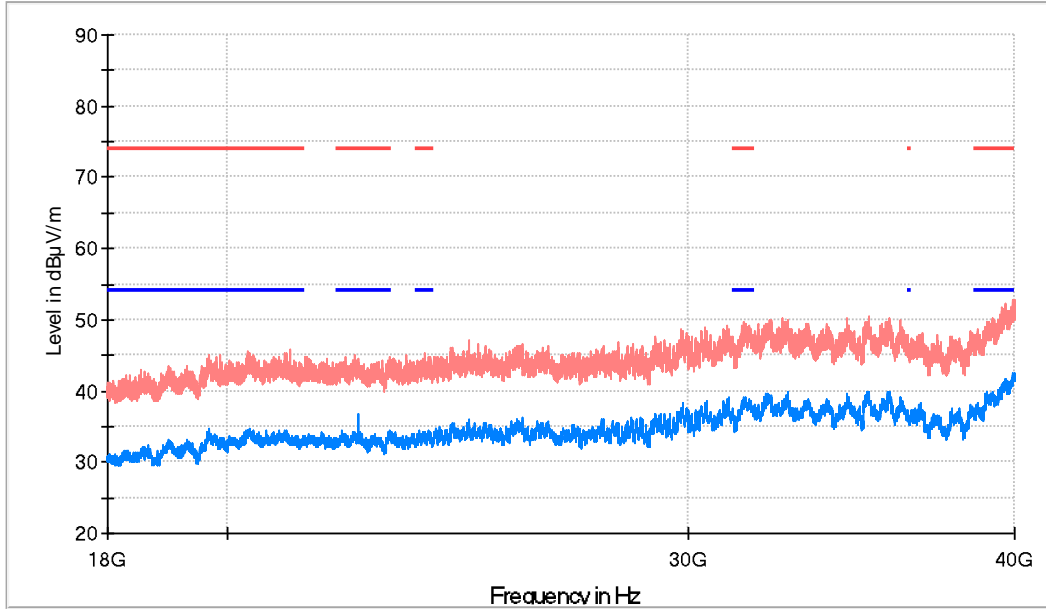


- AVG\_MAXH
- PK+\_MAXH
- TX limits to Spurious Emission FCC15.407 (1GHz to 40 GHz) Restricted Bands PK Limit
- TX limits to Spurious Emission FCC15.407 (1GHz to 40 GHz) Restricted Bands AVG Limit

Frequency (MHz)	PK+_MAXH (dBµV/m)	AVG_MAXH (dBµV/m)	Pol	Margin - AVG (dB)	Limit - AVG (dBµV/m)	Comment
5393.000000	62.2	49.7	H	4.3	54.0	
5614.500000	91.4	80.8	H	---	---	Fundamental
17795.500000	52.1	39.3	H	14.7	54.0	

Frequency Range GHz = [18, 40], Frequency MHz = 5610.00000, Modulation = 802.11ac (OFDM MCS8),  
 Mode = MIMO CCD Mode 2x2

Images:

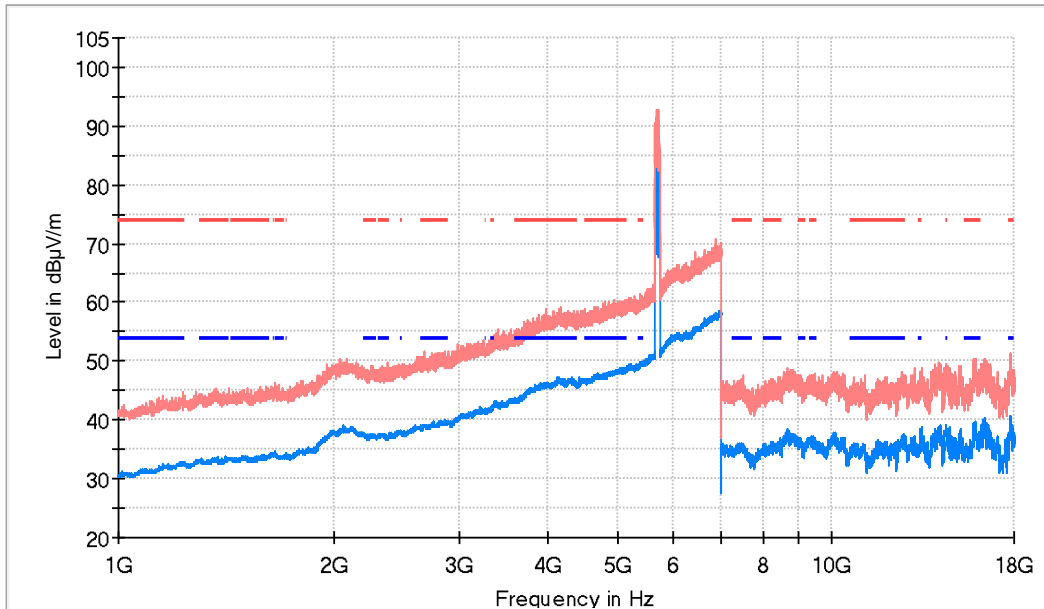


- AVG\_MAXH
- PK+\_MAXH
- TXlimits to Spurious Emission FCC15.407 (1GHz to 40 GHz) Restricted Bands PK Limit
- TXlimits to Spurious Emission FCC15.407 (1GHz to 40 GHz) Restricted Bands AVG Limit

Frequency (MHz)	PK+_MAXH (dBµV/m)	AVG_MAXH (dBµV/m)	Pol	Margin - AVG (dB)	Limit - AVG (dBµV/m)
21121.937500	45.8	32.7		21.3	54.0
31497.000000	49.7	37.9		16.1	54.0
39989.687500	52.8	41.8		12.2	54.0

Frequency Range GHz = [1, 18], Frequency MHz = 5690.00000, Modulation = 802.11ac (OFDM MCS8),  
 Mode = MIMO CCD Mode 2x2

Images:



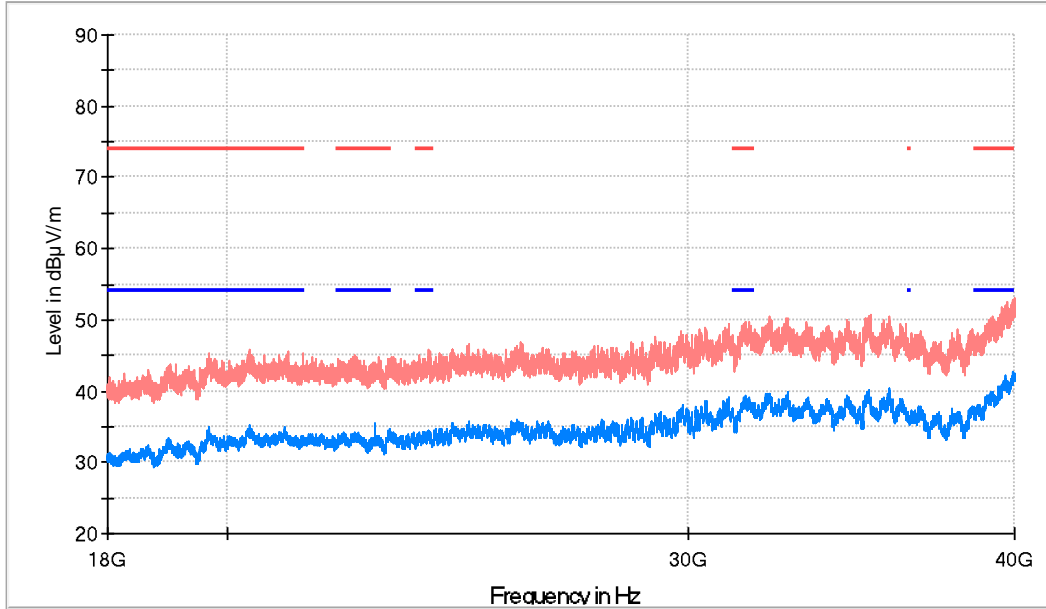
- AVG\_MAXH
- PK+\_MAXH
- TX limits to Spurious Emission FCC15.407 (1GHz to 40 GHz) Restricted Bands PK Limit
- TX limits to Spurious Emission FCC15.407 (1GHz to 40 GHz) Restricted Bands AVG Limit

Frequency (MHz)	PK+_MAXH (dBµV/m)	AVG_MAXH (dBµV/m)	Pol	Margin - AVG (dB)	Limit - AVG (dBµV/m)	Comment
5380.000000	61.5	49.2	H	4.8	54.0	
5697.500000	92.7	82.5	H	---	---	Fundamental
17806.000000	51.4	38.9	H	15.1	54.0	



Frequency Range GHz = [18, 40], Frequency MHz = 5690.00000, Modulation = 802.11ac (OFDM MCS8), Mode = MIMO CCD Mode 2x2

Images:

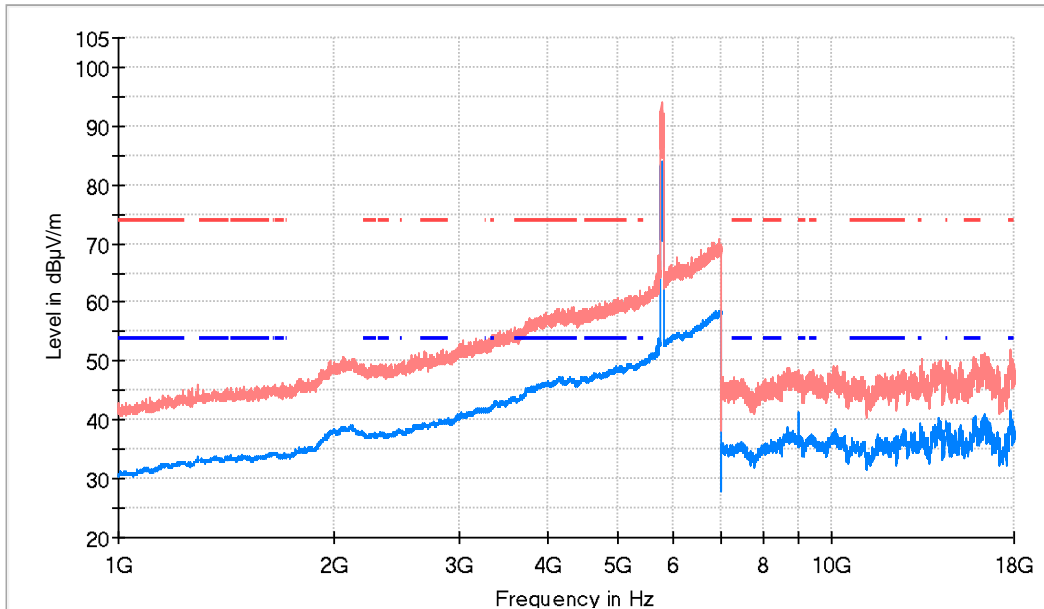


- AVG\_MAXH
- PK+\_MAXH
- TX limits to Spurious Emission FCC15.407 (1GHz to 40 GHz) Restricted Bands PK Limit
- TX limits to Spurious Emission FCC15.407 (1GHz to 40 GHz) Restricted Bands AVG Limit

Frequency (MHz)	PK+_MAXH (dBµV/m)	AVG_MAXH (dBµV/m)	PoI	Margin - AVG (dB)	Limit - AVG (dBµV/m)
23885.687500	45.7	33.8		20.2	54.0
31550.625000	49.7	38.2		15.8	54.0
39986.250000	53.0	41.5		12.5	54.0

Frequency Range GHz = [1, 18], Frequency MHz = 5775.00000, Modulation = 802.11ac (OFDM MCS8),  
 Mode = MIMO CCD Mode 2x2

Images:

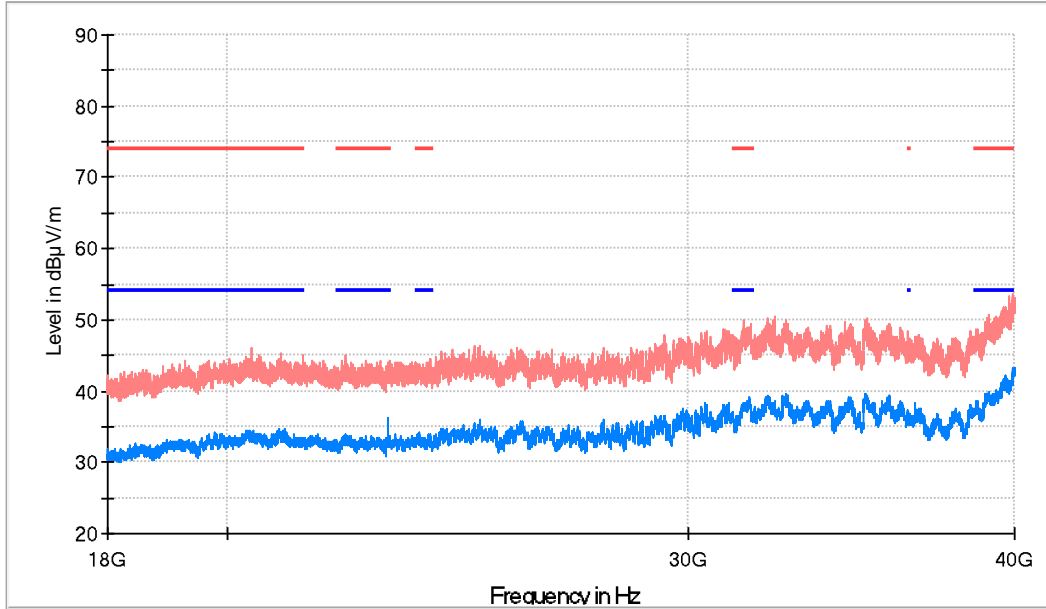


- AVG\_MAXH
- PK+\_MAXH
- TX limits to Spurious Emission FCC15.407 (1GHz to 40 GHz) Restricted Bands PK Limit
- TX limits to Spurious Emission FCC15.407 (1GHz to 40 GHz) Restricted Bands AVG Limit

Frequency (MHz)	PK+_MAXH (dBµV/m)	AVG_MAXH (dBµV/m)	Pol	Margin - AVG (dB)	Limit - AVG (dBµV/m)	Comment
5395.000000	61.9	49.5	H	4.5	54.0	
5763.500000	94.1	83.5	H	---	---	Fundamental
17784.000000	51.9	40.4	V	13.6	54.0	

Frequency Range GHz = [18, 40], Frequency MHz = 5775.00000, Modulation = 802.11ac (OFDM MCS8),  
 Mode = MIMO CCD Mode 2x2

Images:

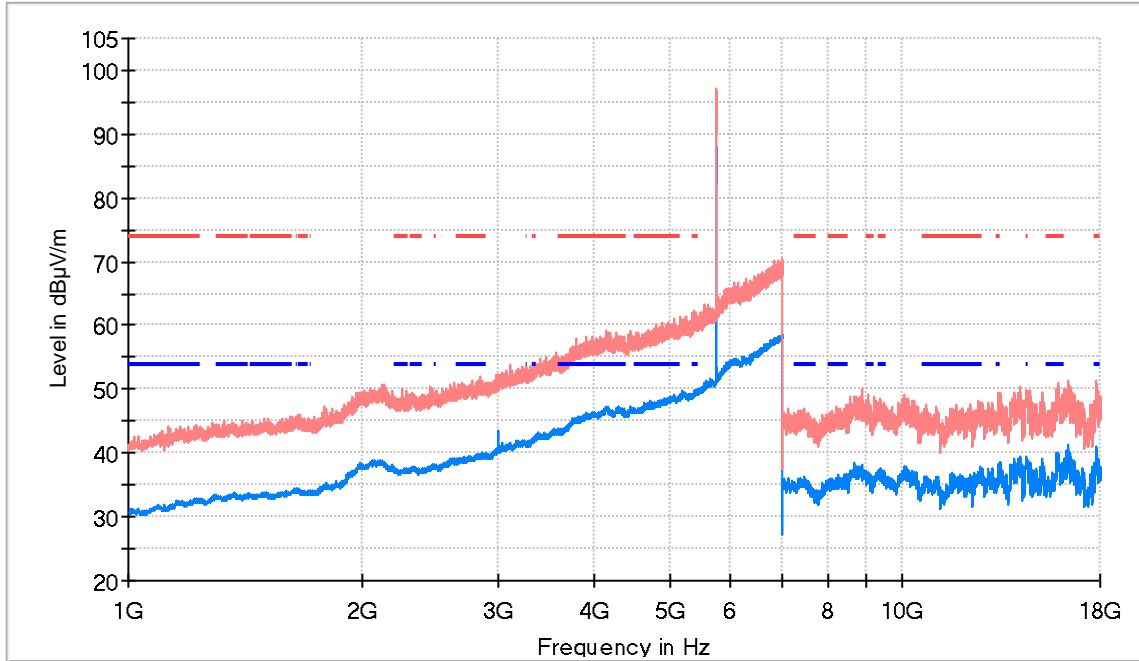


- AVG\_MAXH
- PK+\_MAXH
- TXlimits to Spurious Emission FCC15.407 (1GHz to 40 GHz) Restricted Bands PKLimit
- TXlimits to Spurious Emission FCC15.407 (1GHz to 40 GHz) Restricted Bands AVG Limit

Frequency (MHz)	PK+_MAXH (dBµV/m)	AVG_MAXH (dBµV/m)	PoI	Margin - AVG (dB)	Limit - AVG (dBµV/m)
20440.625000	46.0	33.1		20.9	54.0
31491.500000	50.0	37.7		16.3	54.0
39958.062500	53.6	42.2		11.8	54.0

Frequency Range GHz = [1, 18], Frequency MHz = 5745.00000, Modulation = 802.11ax (OFDM MCS8),  
 Mode = MIMO CCD Mode 2x2

Images:

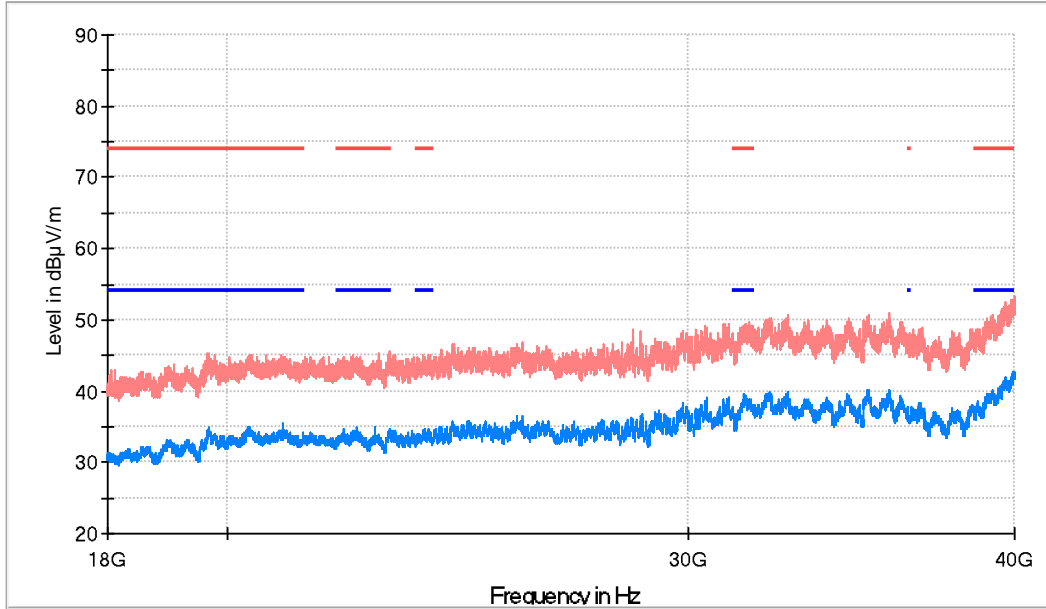


- AVG\_MAXH
- PK+\_MAXH
- TX limits to Spurious Emission FCC15.407 (1GHz to 40 GHz) Restricted Bands PK Limit
- TX limits to Spurious Emission FCC15.407 (1GHz to 40 GHz) Restricted Bands AVG Limit

Frequency (MHz)	PK+_MAXH (dBµV/m)	AVG_MAXH (dBµV/m)	Pol	Margin - AVG (dB)	Limit - AVG (dBµV/m)	Comment
5397.000000	62.3	49.5	H	4.5	54.0	
5746.000000	97.1	88.0	H	---	---	Fundamental
17774.500000	51.3	40.3	H	13.7	54.0	

Frequency Range GHz = [18, 40], Frequency MHz = 5745.00000, Modulation = 802.11ax (OFDM MCS8),  
 Mode = MIMO CCD Mode 2x2

Images:

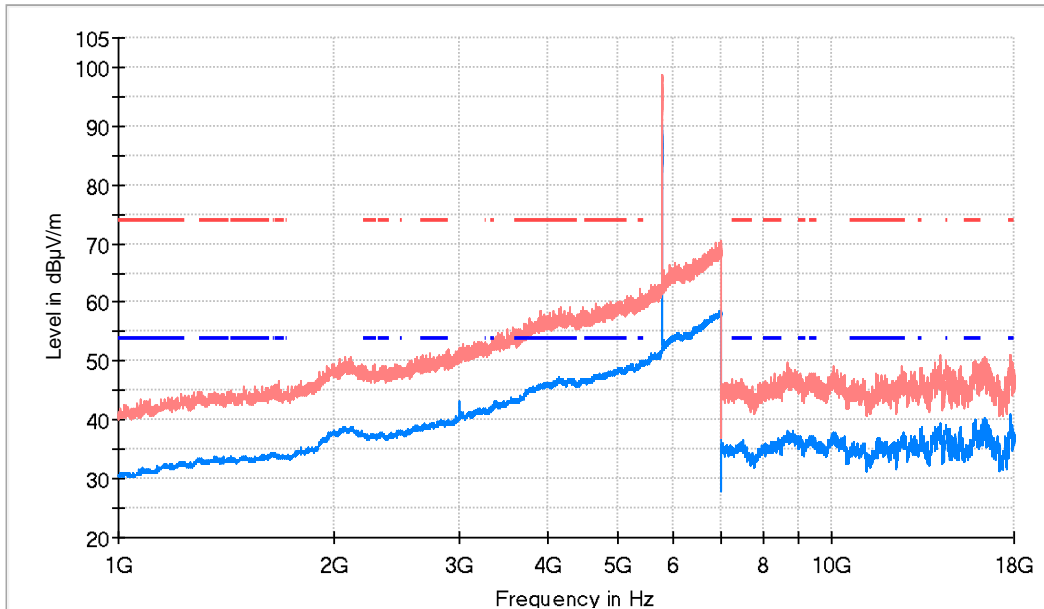


- AVG\_MAXH
- PK+\_MAXH
- TXlimits to Spurious Emission FCC15.407 (1GHz to 40 GHz) Restricted Bands PKLimit
- TXlimits to Spurious Emission FCC15.407 (1GHz to 40 GHz) Restricted Bands AVG Limit

Frequency (MHz)	PK+_MAXH (dBµV/m)	AVG_MAXH (dBµV/m)	PoI	Margin - AVG (dB)	Limit - AVG (dBµV/m)
23075.812500	45.6	33.9		20.1	54.0
31646.875000	49.7	38.2		15.8	54.0
39972.500000	53.2	42.2		11.8	54.0

Frequency Range GHz = [1, 18], Frequency MHz = 5785.00000, Modulation = 802.11ax (OFDM MCS8),  
 Mode = MIMO CCD Mode 2x2

Images:

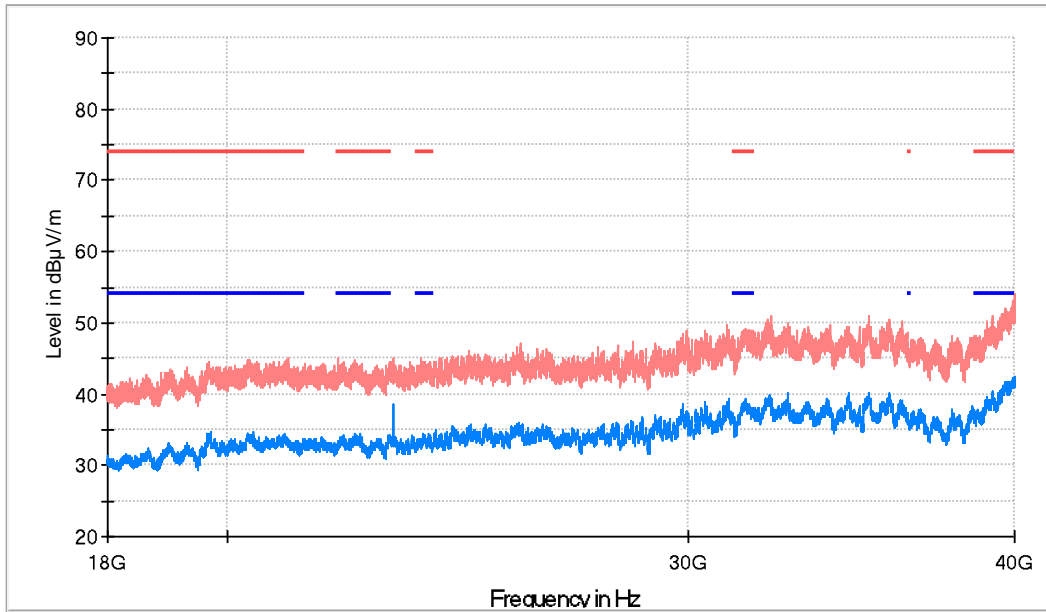


- AVG\_MAXH
- PK+\_MAXH
- TX limits to Spurious Emission FCC15.407 (1GHz to 40 GHz) Restricted Bands PK Limit
- TX limits to Spurious Emission FCC15.407 (1GHz to 40 GHz) Restricted Bands AVG Limit

Frequency (MHz)	PK+_MAXH (dBµV/m)	AVG_MAXH (dBµV/m)	PoI	Margin - AVG (dB)	Limit - AVG (dBµV/m)	Comment
5376.000000	62.2	49.4	H	4.6	54.0	
5780.500000	98.8	87.1	H	---	---	Fundamental
17778.500000	51.2	40.0	V	14.0	54.0	

Frequency Range GHz = [18, 40], Frequency MHz = 5785.00000, Modulation = 802.11ax (OFDM MCS8),  
 Mode = MIMO CCD Mode 2x2

Images:

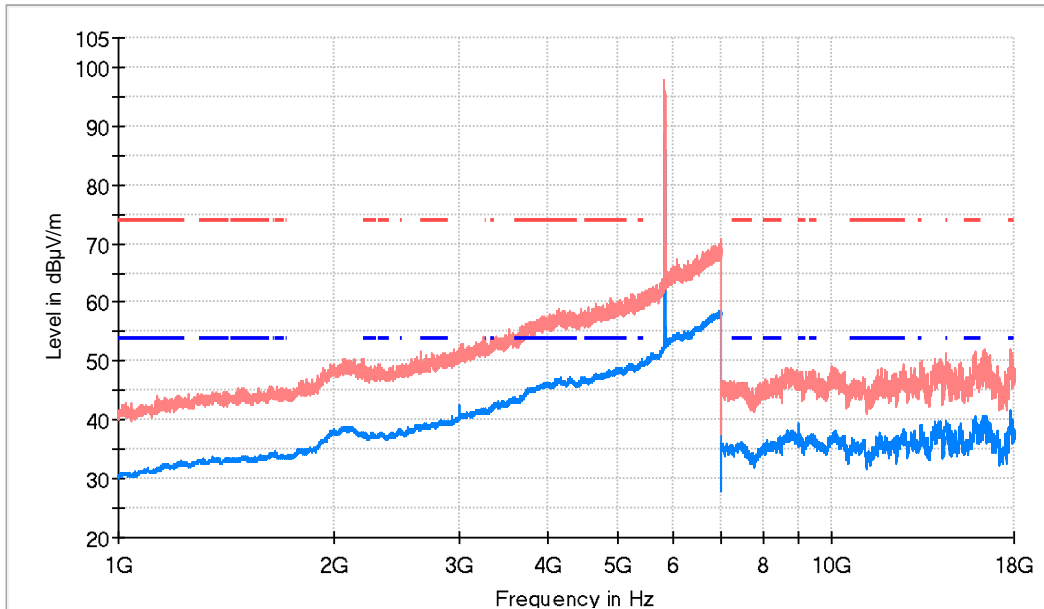


- AVG\_MAXH
- PK+\_MAXH
- TXlimits to Spurious Emission FCC15.407 (1GHz to 40 GHz) Restricted Bands PKLimit
- TXlimits to Spurious Emission FCC15.407 (1GHz to 40 GHz) Restricted Bands AVG Limit

Frequency (MHz)	PK+_MAXH (dBµV/m)	AVG_MAXH (dBµV/m)	PoI	Margin - AVG (dB)	Limit - AVG (dBµV/m)
21089.625000	45.1	33.1		20.9	54.0
31546.500000	49.3	38.2		15.8	54.0
39974.562500	54.1	41.5		12.5	54.0

Frequency Range GHz = [1, 18], Frequency MHz = 5825.00000, Modulation = 802.11ax (OFDM MCS8),  
 Mode = MIMO CCD Mode 2x2

Images:



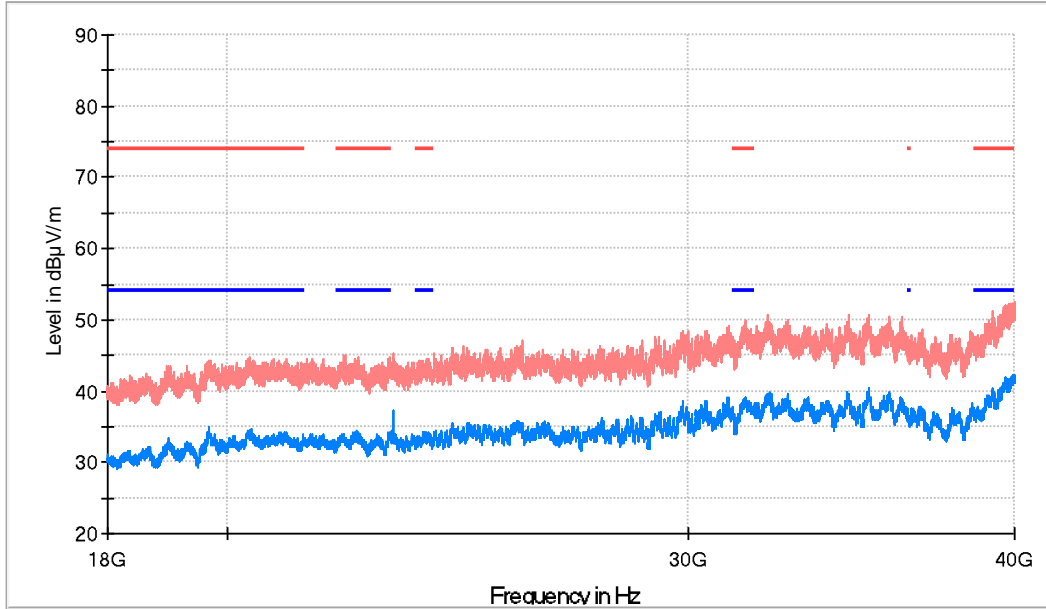
- AVG\_MAXH
- PK+\_MAXH
- TX limits to Spurious Emission FCC15.407 (1GHz to 40 GHz) Restricted Bands PK Limit
- TX limits to Spurious Emission FCC15.407 (1GHz to 40 GHz) Restricted Bands AVG Limit

Frequency (MHz)	PK+_MAXH (dBµV/m)	AVG_MAXH (dBµV/m)	Pol	Margin - AVG (dB)	Limit - AVG (dBµV/m)	Comment
5402.500000	61.7	49.4	H	4.6	54.0	
5831.500000	97.8	88.2	H	---	---	Fundamental
17771.500000	52.1	40.9	H	13.1	54.0	



Frequency Range GHz = [18, 40], Frequency MHz = 5825.00000, Modulation = 802.11ax (OFDM MCS8),  
 Mode = MIMO CCD Mode 2x2

Images:



- AVG\_MAXH
- PK+\_MAXH
- - - TX limits to Spurious Emission FCC15.407 (1GHz to 40 GHz) Restricted Bands PK Limit
- - - TX limits to Spurious Emission FCC15.407 (1GHz to 40 GHz) Restricted Bands AVG Limit

Frequency (MHz)	PK+_MAXH (dBµV/m)	AVG_MAXH (dBµV/m)	PoI	Margin - AVG (dB)	Limit - AVG (dBµV/m)
23998.437500	45.4	33.6		20.4	54.0
31571.250000	49.9	38.2		15.8	54.0
39980.062500	52.5	41.7		12.3	54.0