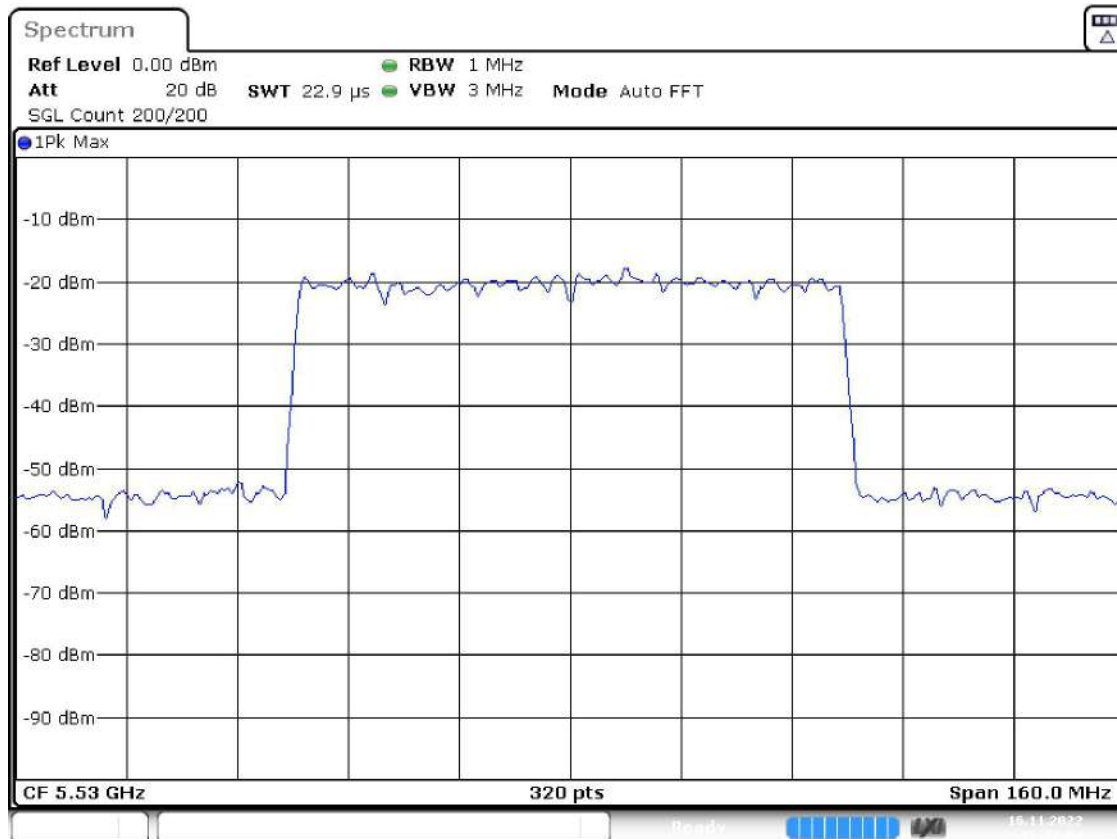
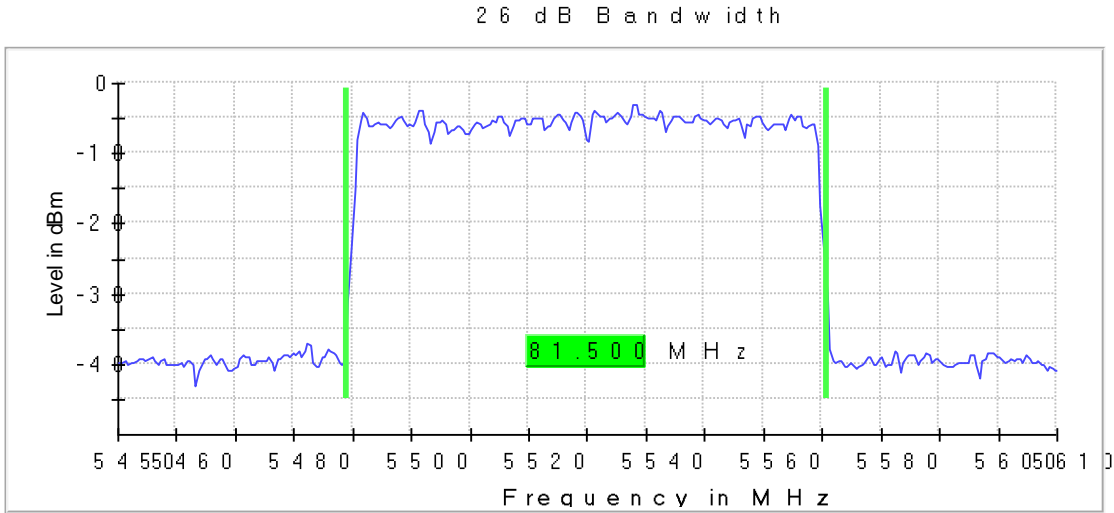


Active Port = 1, Frequency MHz = 5530.00000, Modulation = 802.11ax HE80 SS1 (OFDMA MCS11), Mode = SISO, Number of Transmission Chains = 1

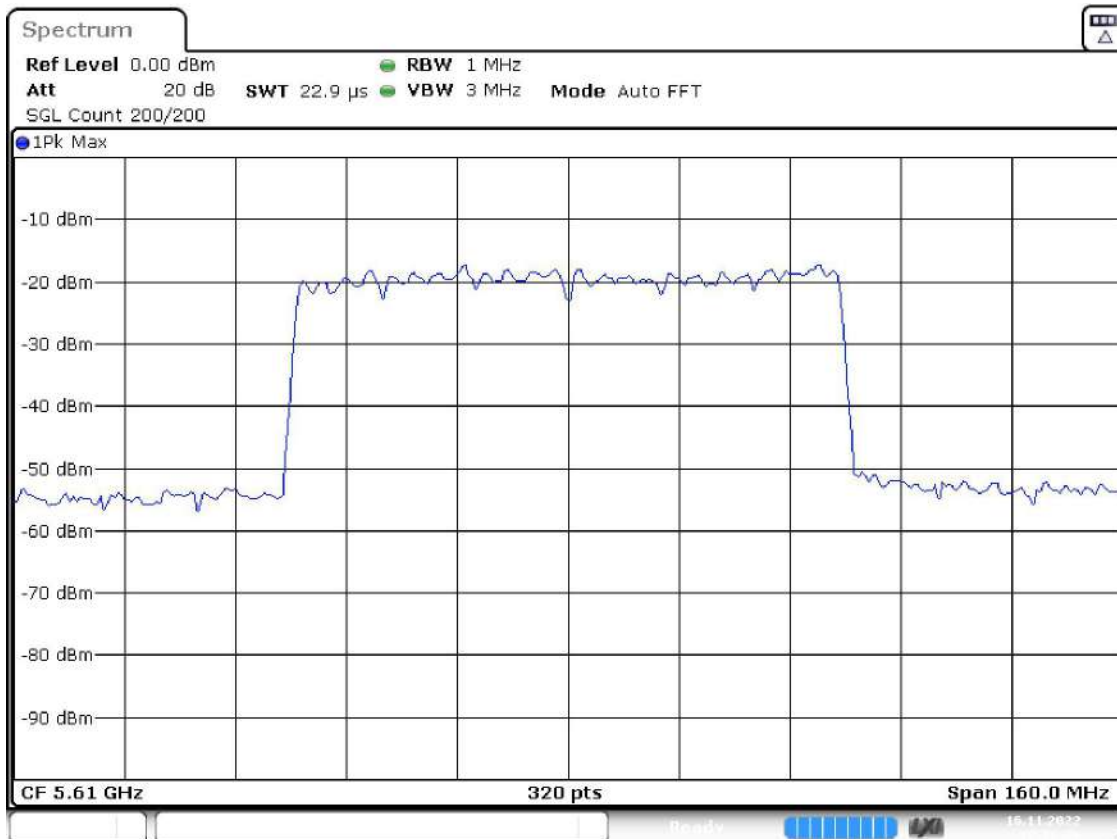
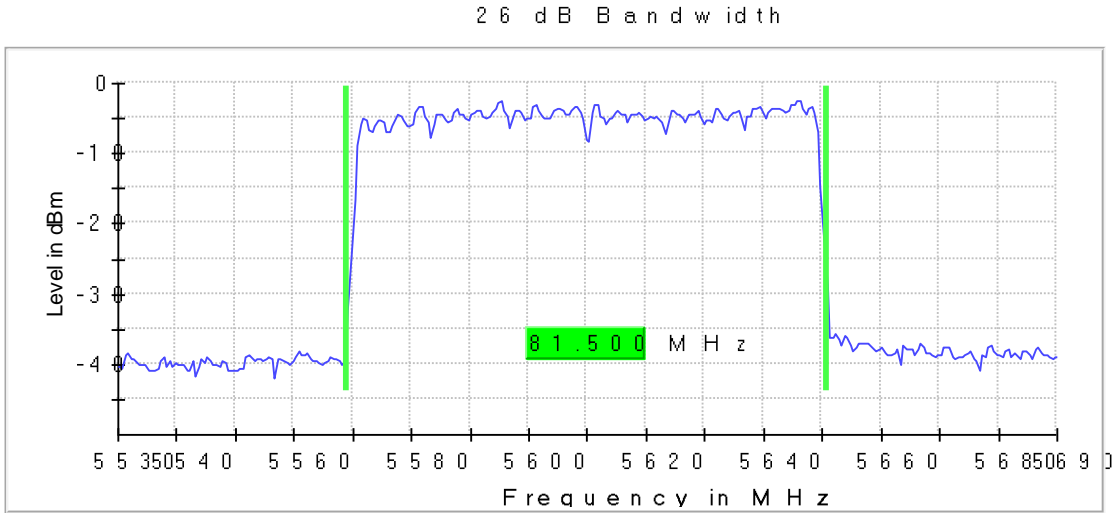
Images:



Date: 16 NOV.2022 16:58:05

Active Port = 1, Frequency MHz = 5610.00000, Modulation = 802.11ax HE80 SS1 (OFDMA MCS11), Mode = SISO, Number of Transmission Chains = 1

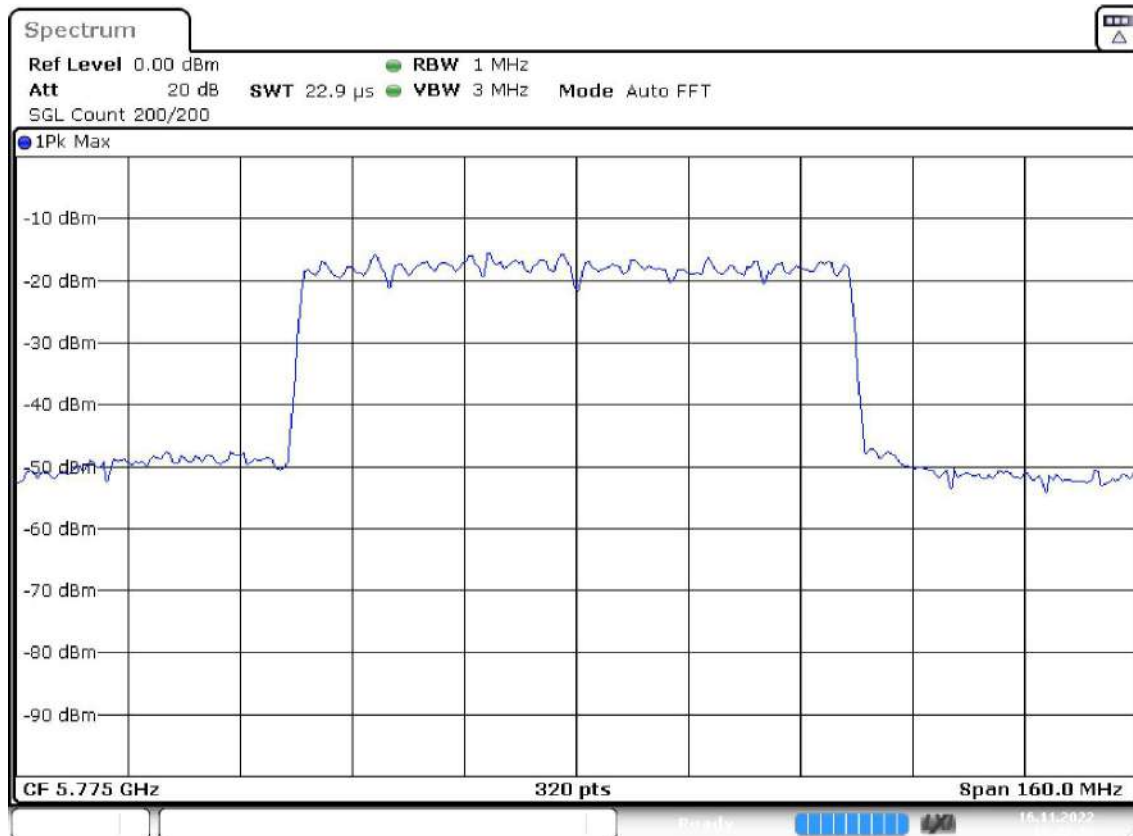
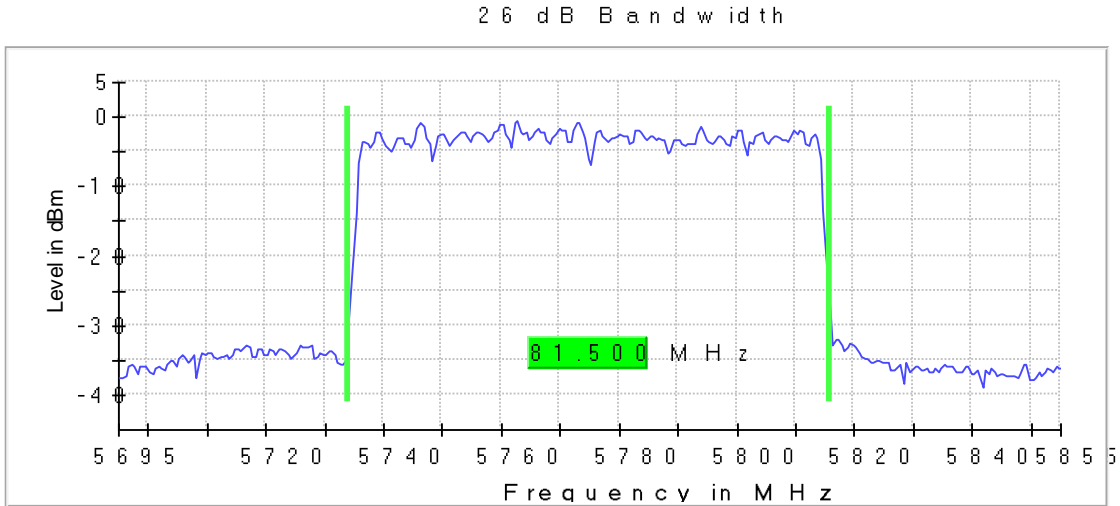
Images:



Date: 16 NOV.2022 17:26:26

Active Port = 1, Frequency MHz = 5775.00000, Modulation = 802.11ax HE80 SS1 (OFDMA MCS11), Mode = SISO, Number of Transmission Chains = 1

Images:



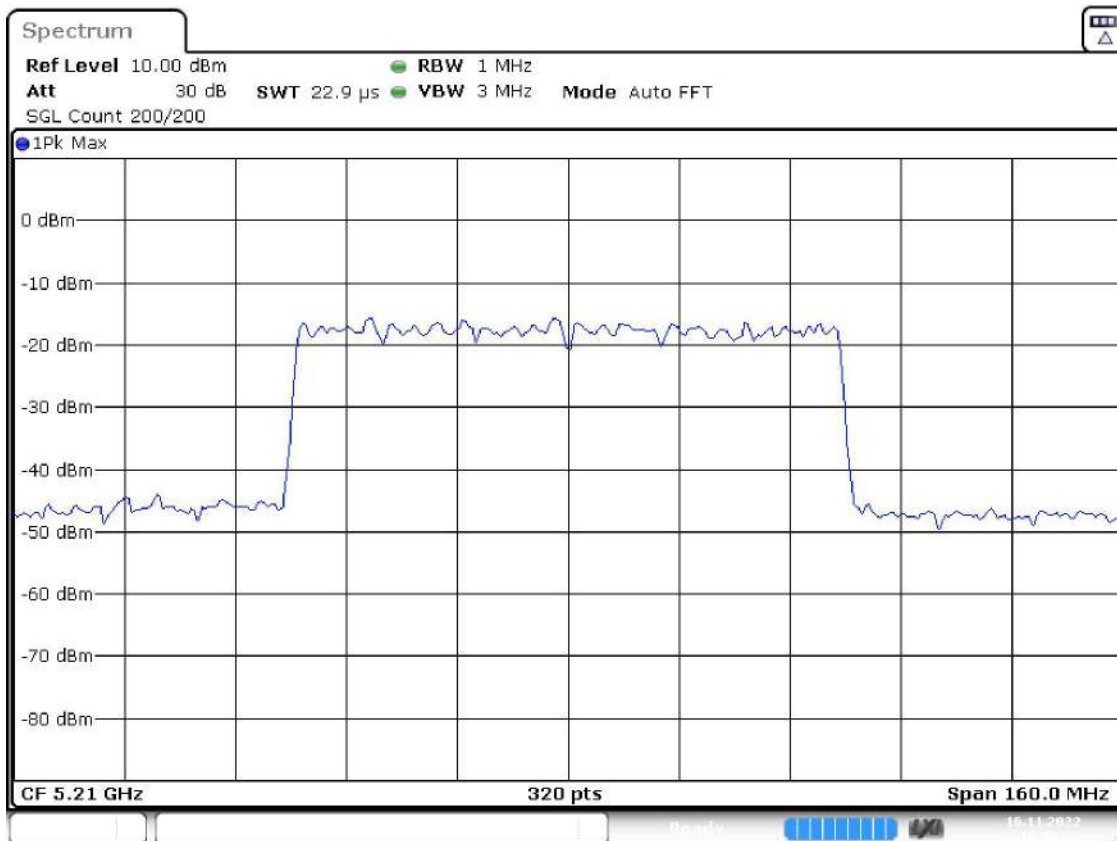
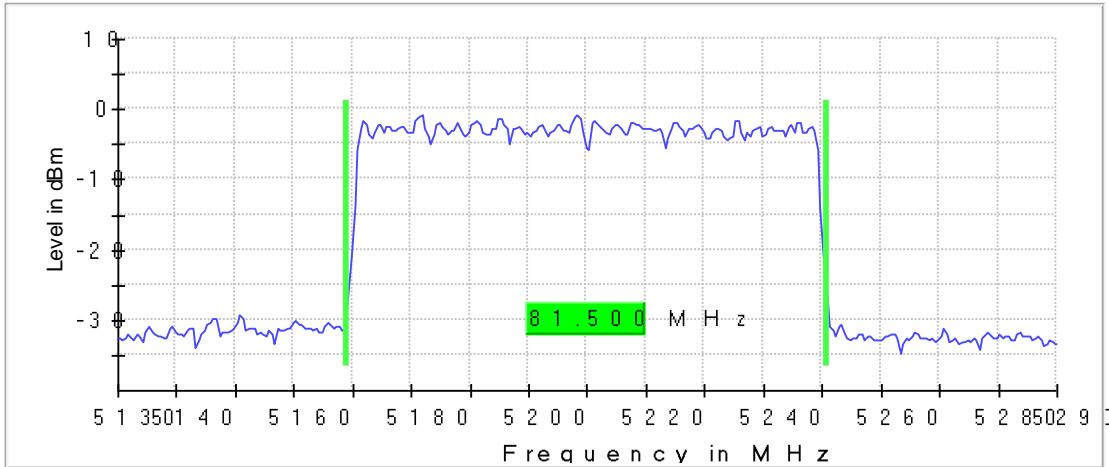
Date: 16.NOV.2022 14:48:47

Attachments

Active Port = 2, Frequency MHz = 5210.00000, Modulation = 802.11ax HE80 SS1 (OFDMA MCS11), Mode = SISO, Number of Transmission Chains = 1

Images:

26 dB Bandwidth

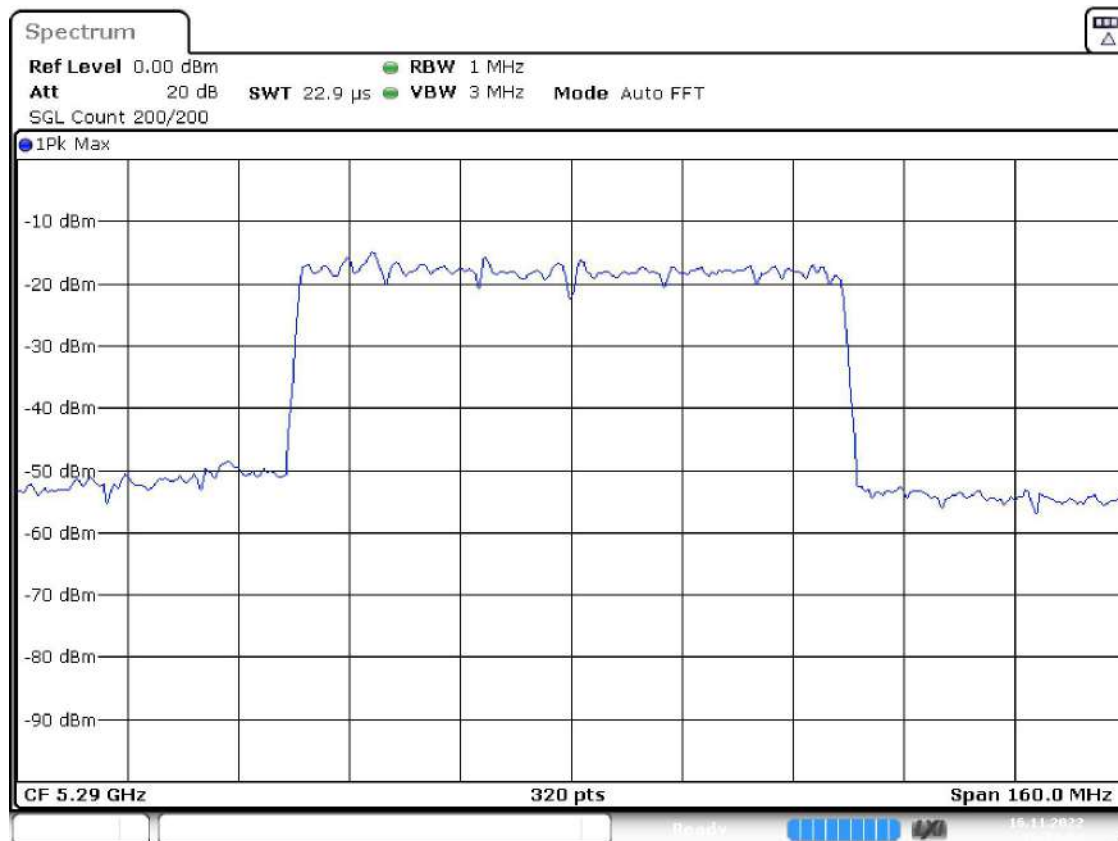
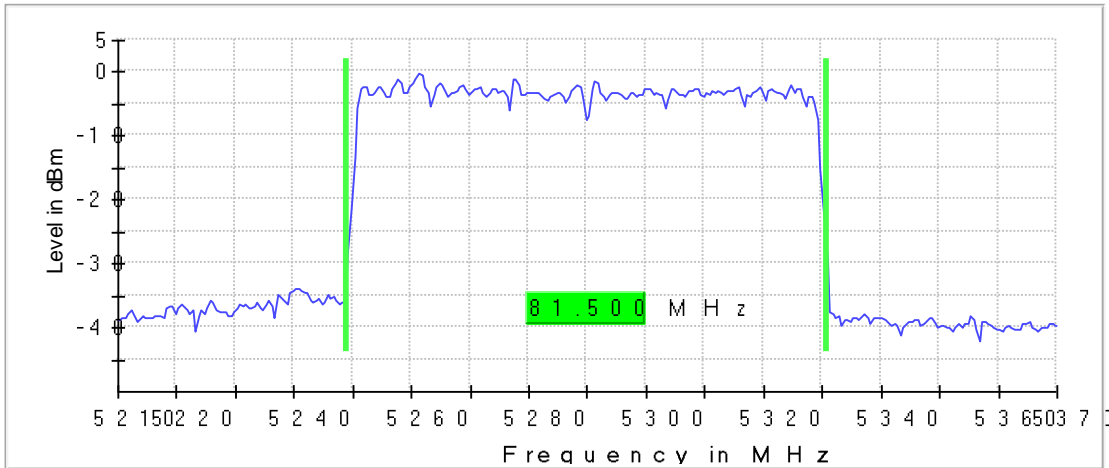


Date: 16.NOV.2022 15:58:33

Active Port = 2, Frequency MHz = 5290.00000, Modulation = 802.11ax HE80 SS1 (OFDMA MCS11), Mode = SISO, Number of Transmission Chains = 1

Images:

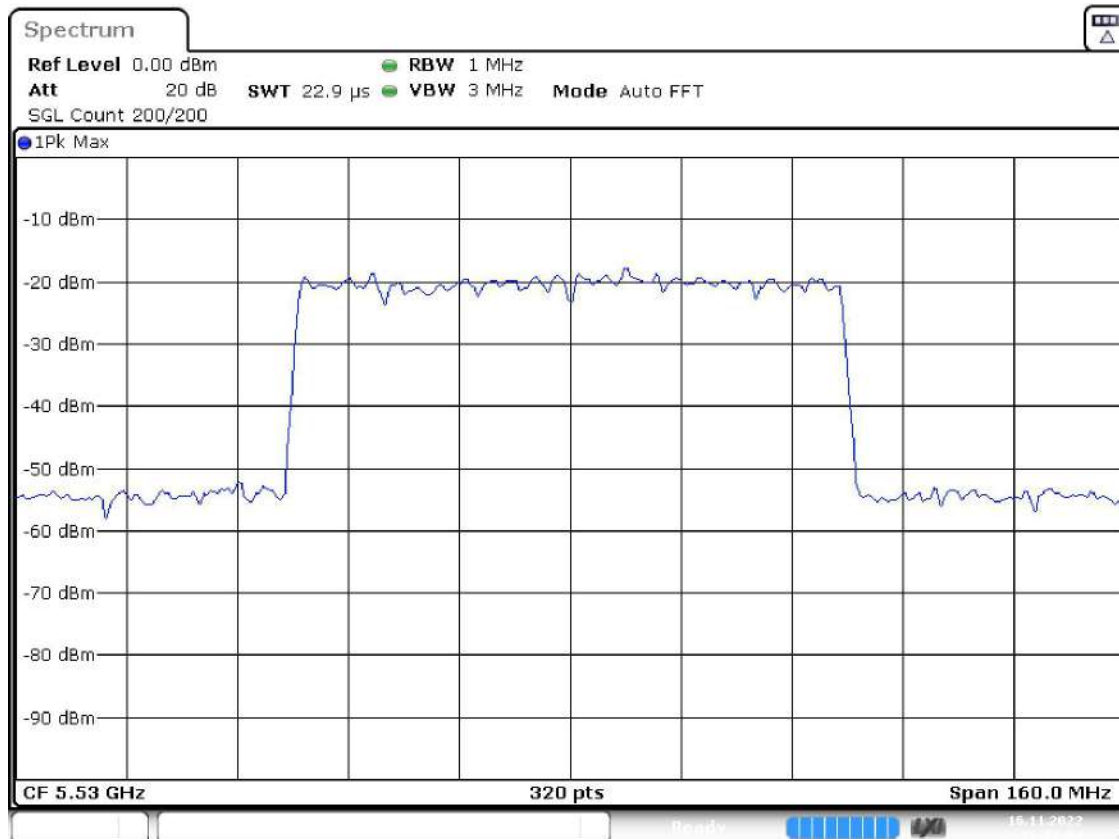
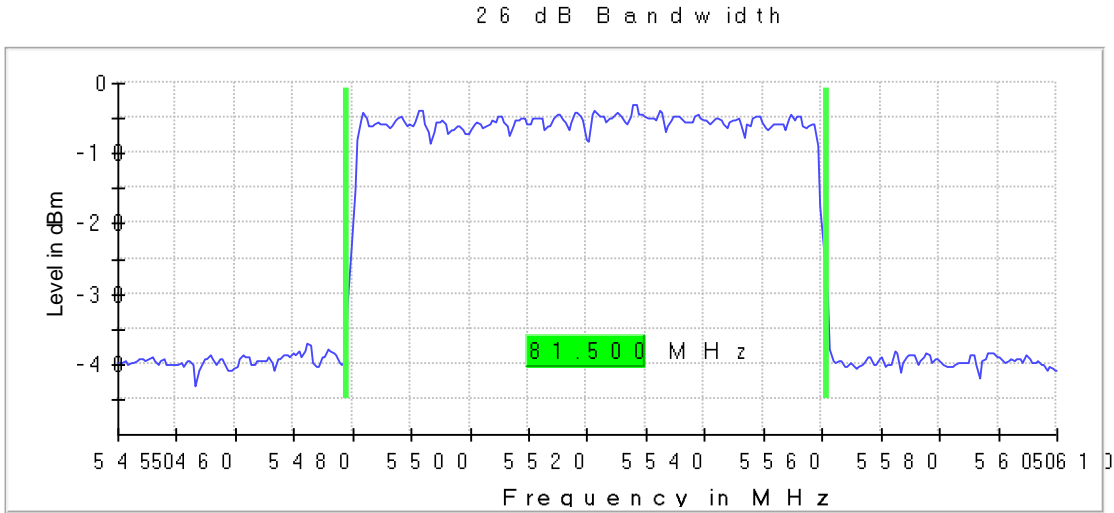
26 dB Bandwidth



Date: 16 NOV.2022 16:32:02

Active Port = 2, Frequency MHz = 5530.00000, Modulation = 802.11ax HE80 SS1 (OFDMA MCS11), Mode = SISO, Number of Transmission Chains = 1

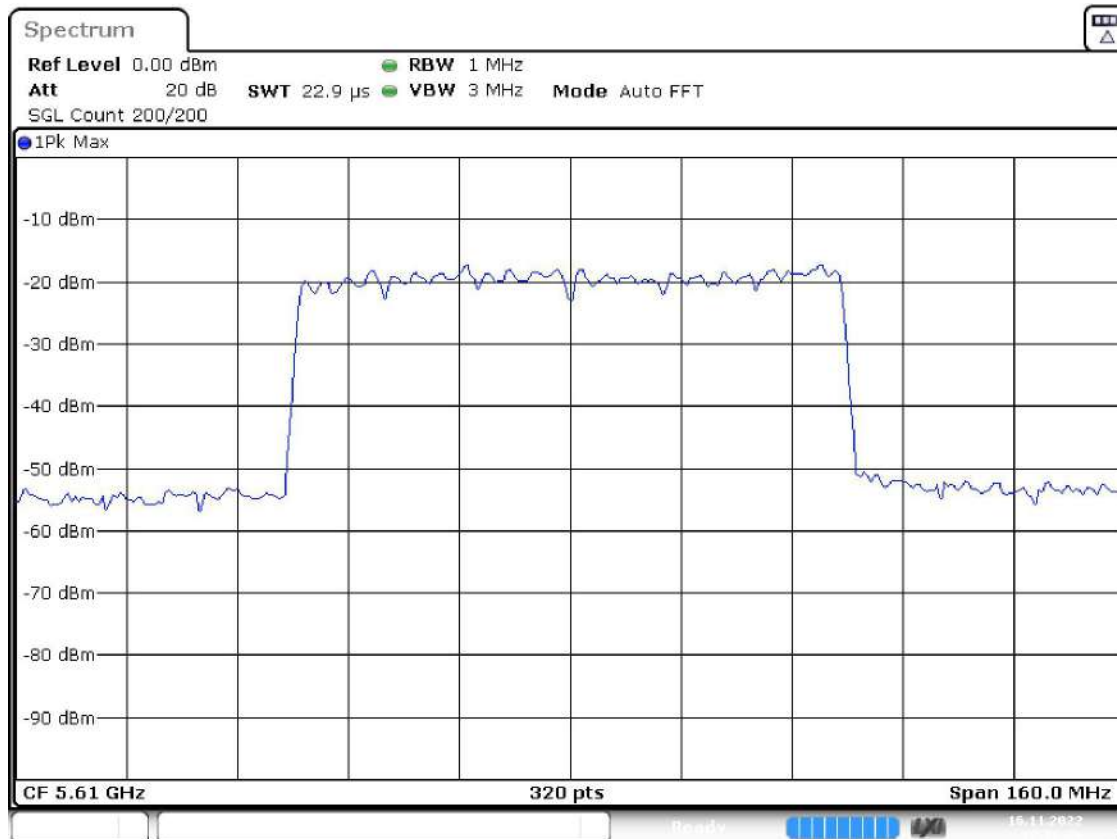
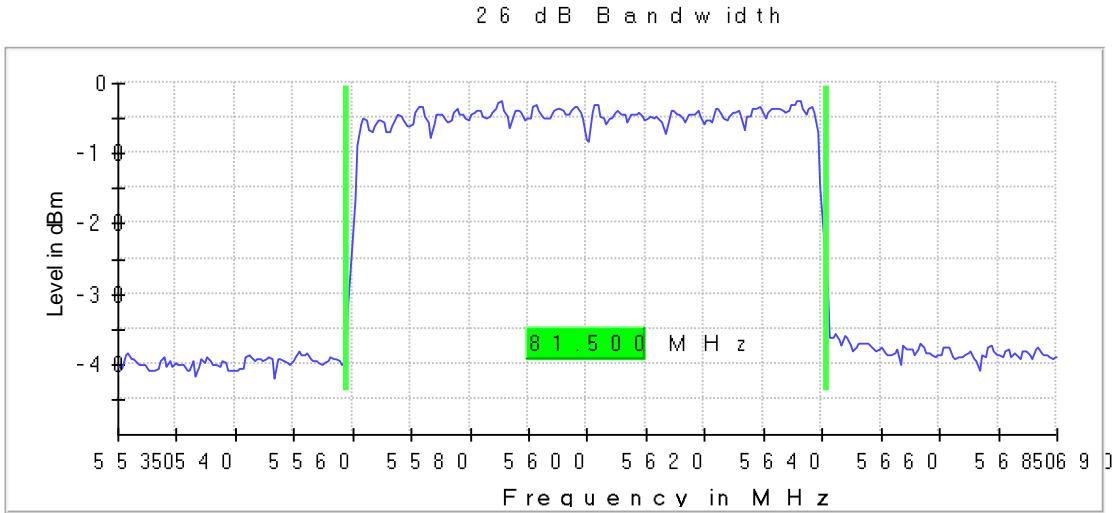
Images:



Date: 16 NOV.2022 16:58:05

Active Port = 2, Frequency MHz = 5610.00000, Modulation = 802.11ax HE80 SS1 (OFDMA MCS11), Mode = SISO, Number of Transmission Chains = 1

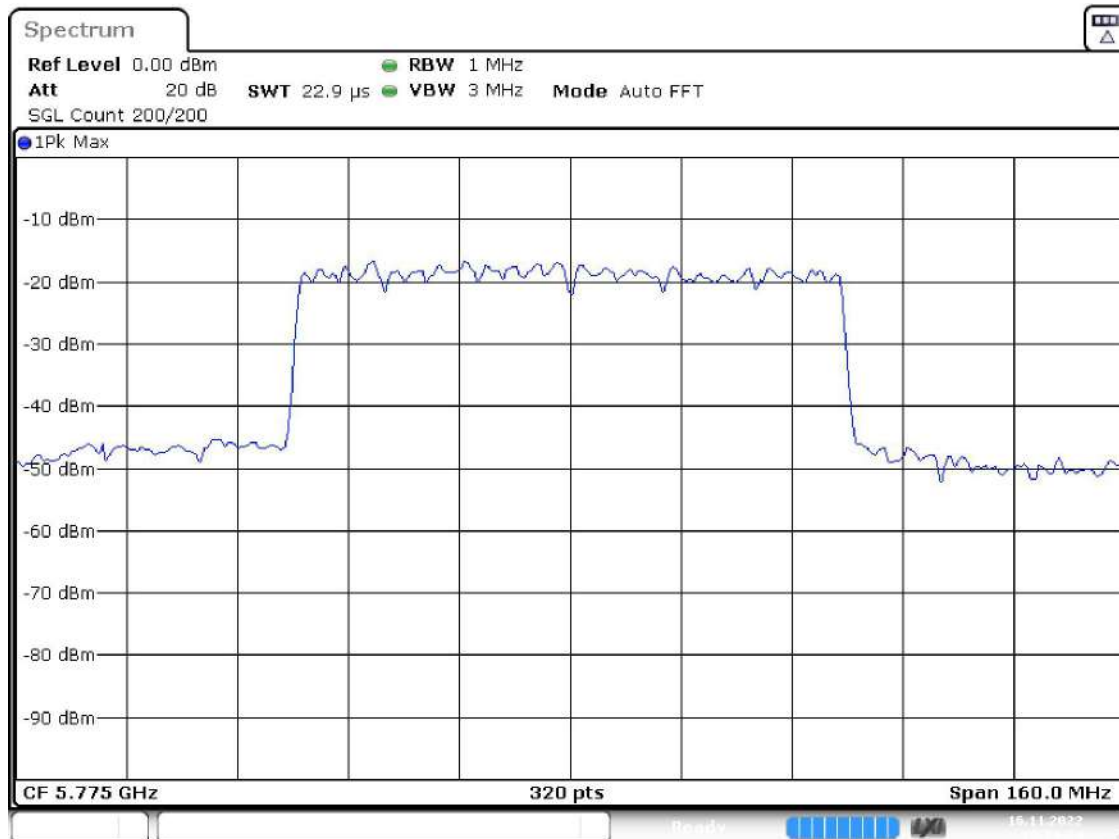
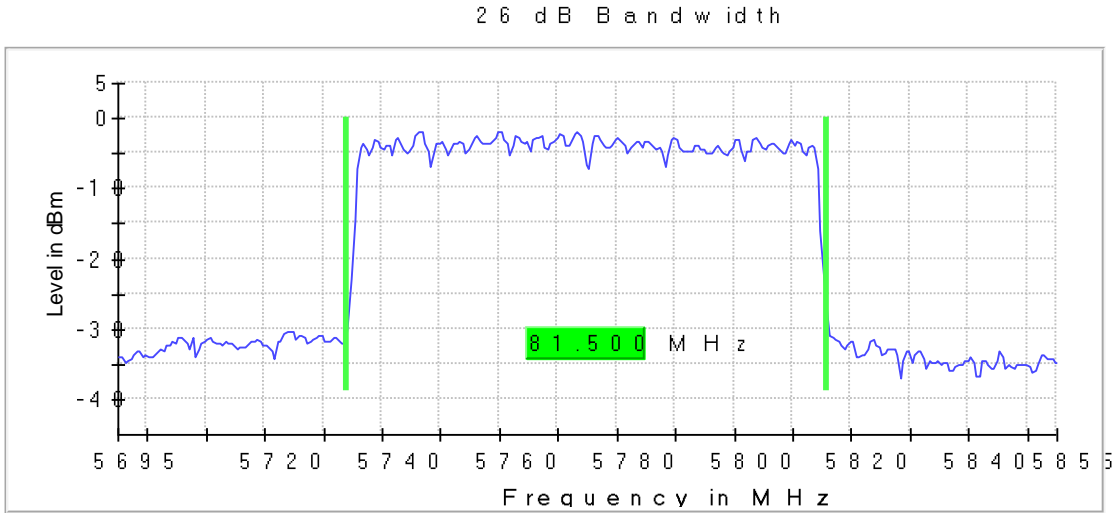
Images:



Date: 16 NOV.2022 17:26:26

Active Port = 2, Frequency MHz = 5775.00000, Modulation = 802.11ax HE80 SS1 (OFDMA MCS11), Mode = SISO, Number of Transmission Chains = 1

Images:



Date: 16 NOV.2022 18:04:25

Mode: MIMO CCD Mode 2x2

Modulation: 802.11ax HE20 SS1 (OFDMA MCS8)

Results

Port	Freq (MHz)	# of Tx Chains	6dB BW (MHz)
1+2	5180.00000	2	20.800
1+2	5200.00000	2	20.400
1+2	5240.00000	2	20.500
1+2	5260.00000	2	20.400
1+2	5280.00000	2	20.700
1+2	5320.00000	2	20.600
1+2	5500.00000	2	20.500
1+2	5580.00000	2	20.500
1+2	5700.00000	2	20.600
1+2	5745.00000	2	20.700
1+2	5785.00000	2	20.500
1+2	5825.00000	2	20.900

Verdict

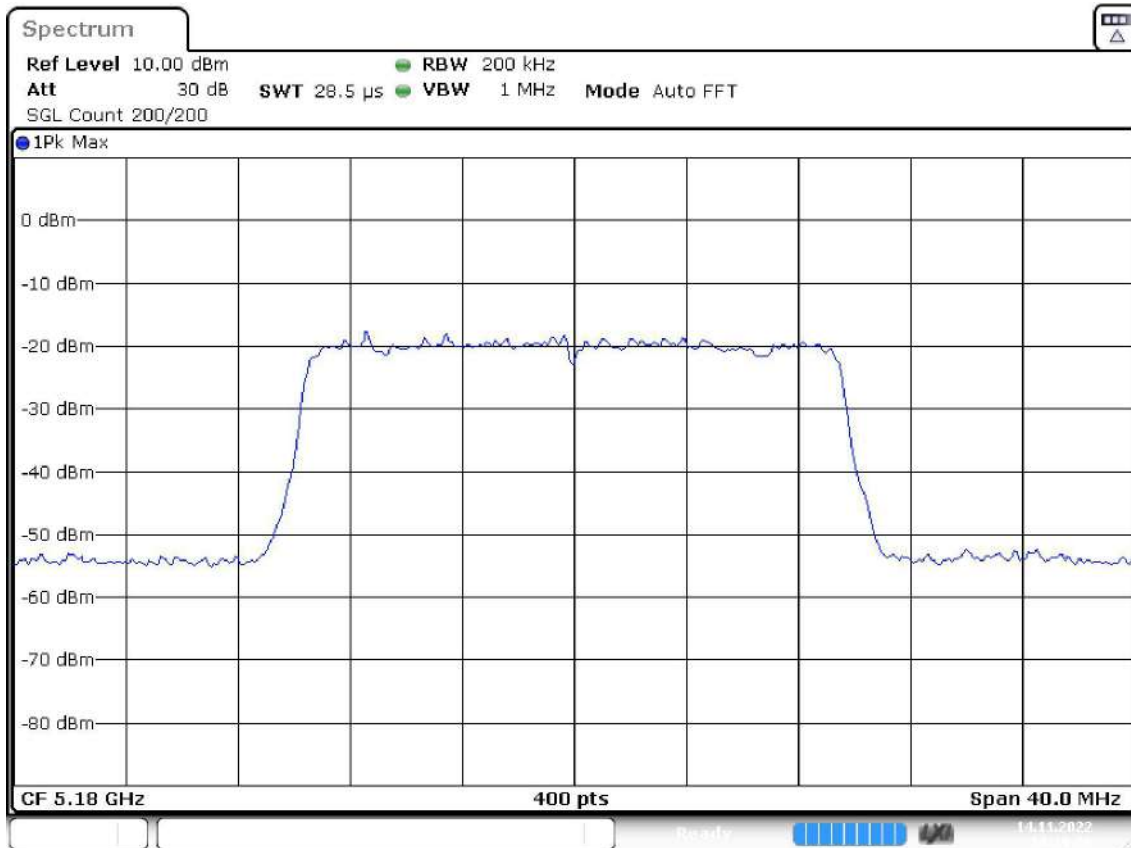
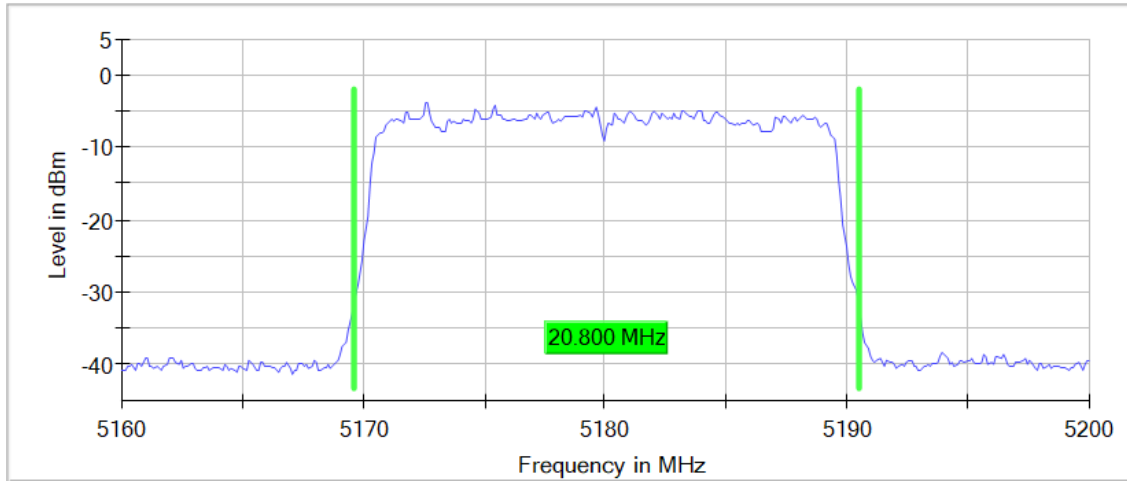
Pass

Attachments

Active Port = 1+2, Frequency MHz = 5180.00000, Modulation = 802.11ax HE20 SS1 (OFDMA MCS8), Mode = MIMO CCD Mode 2x2, Number of Transmission Chains = 2

Images:

26 dB Bandwidth



Date: 14.NOV.2022 14:19:01

Tables:

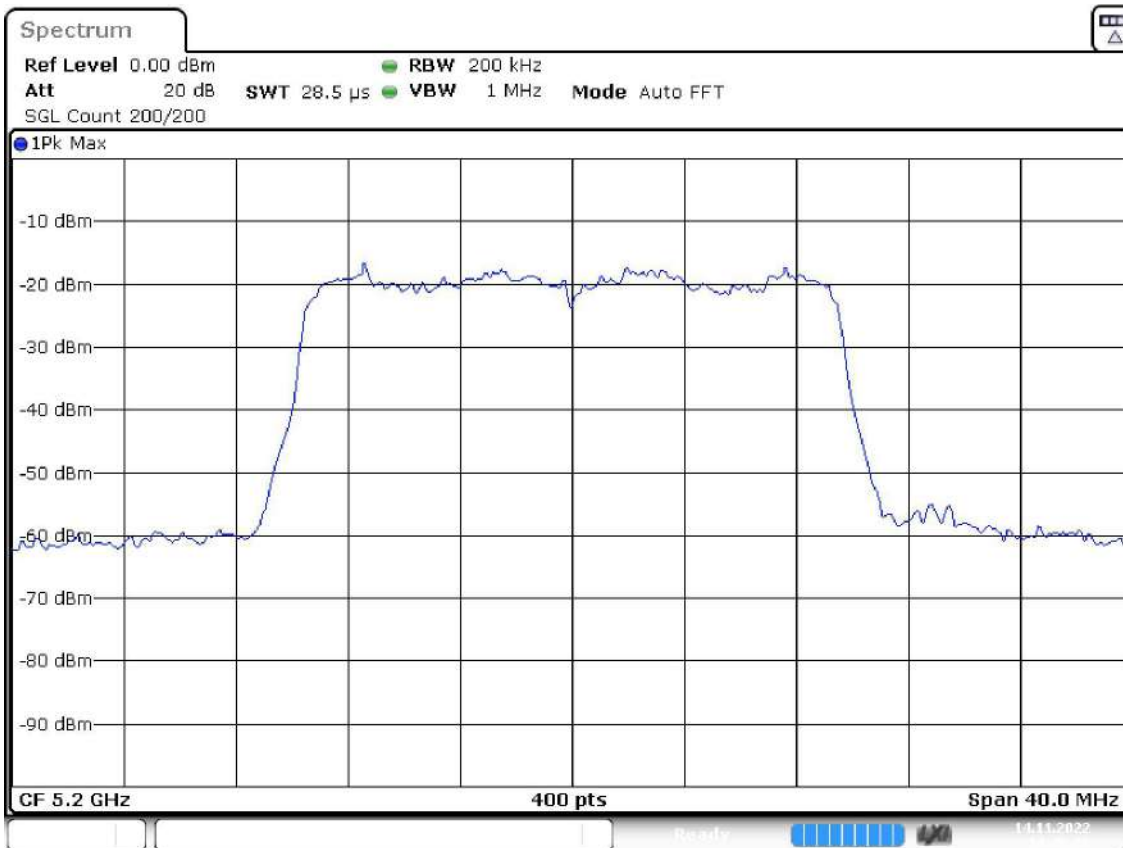
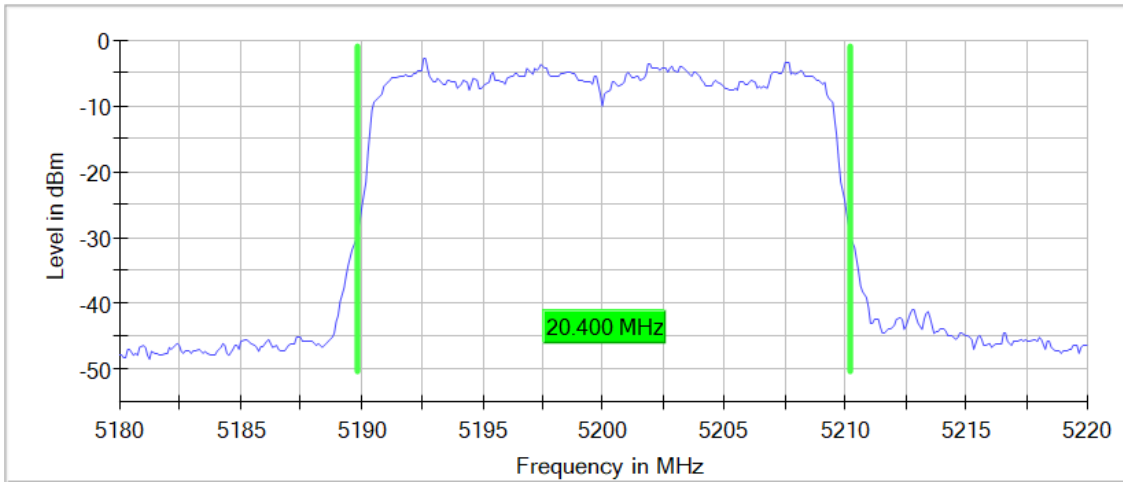
Spectrum Analyzer Parameters

Setting	Instrument Value	Target Value
Start Frequency	5.76500 GHz	5.76500 GHz
Stop Frequency	5.80500 GHz	5.80500 GHz
Span	40.000 MHz	40.000 MHz
RBW	200.000 kHz	~ 200.000 kHz
VBW	1.000 MHz	>= 600.000 kHz
SweepPoints	400	~ 400
Sweeptime	28.477 μ s	AUTO
Reference Level	0.000 dBm	0.000 dBm
Attenuation	20.000 dB	AUTO
Detector	MaxPeak	MaxPeak
SweepCount	200	200
Filter	3 dB	3 dB
Trace Mode	Max Hold	Max Hold
Sweeptype	FFT	AUTO
Preamp	off	off
Stablemode	Trace	Trace
Stablevalue	0.30 dB	0.30 dB
Run	70 / max. 150	max. 150
Stable	5 / 5	5
Max Stable Difference	0.00 dB	0.30 dB

Active Port = 1+2, Frequency MHz = 5200.00000, Modulation = 802.11ax HE20 SS1 (OFDMA MCS8), Mode = MIMO CCD Mode 2x2, Number of Transmission Chains = 2

Images:

26 dB Bandwidth



Date: 14.NOV.2022 14:46:08

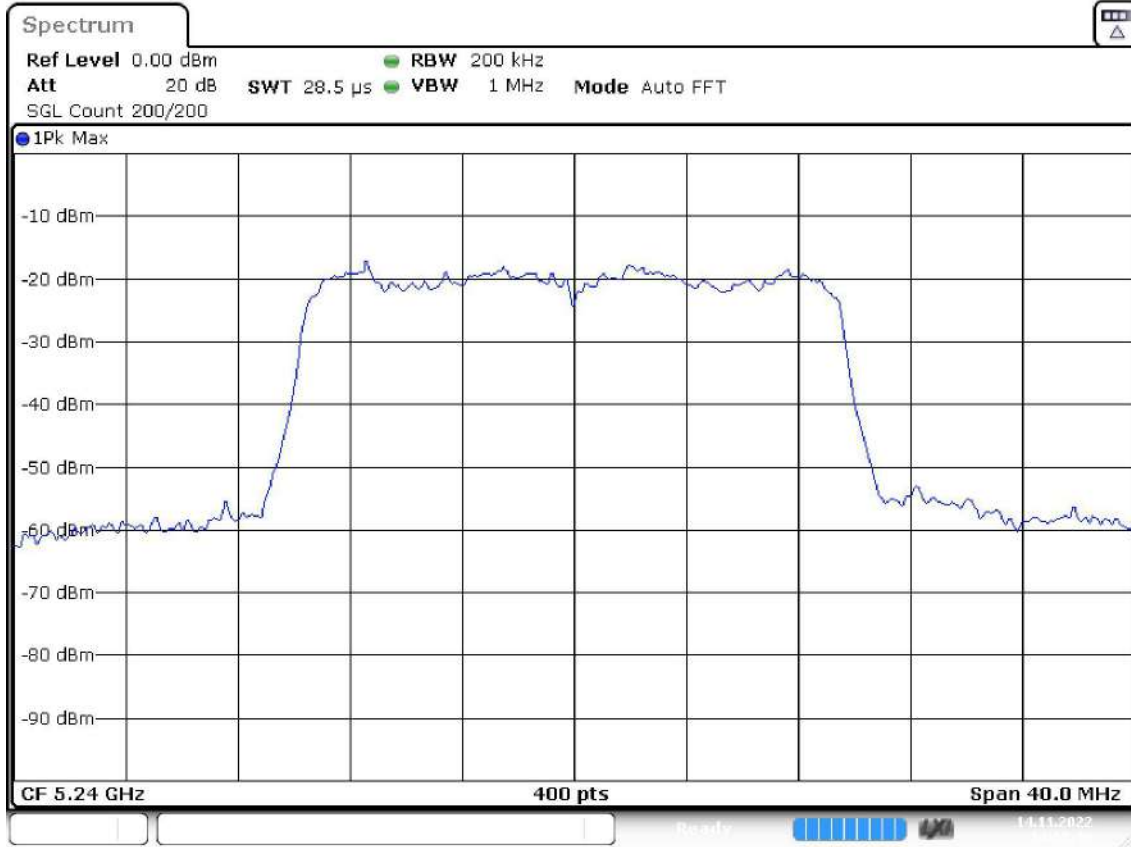
Tables:

Spectrum Analyzer Parameters

Setting	Instrument Value	Target Value
Start Frequency	5.76500 GHz	5.76500 GHz
Stop Frequency	5.80500 GHz	5.80500 GHz
Span	40.000 MHz	40.000 MHz
RBW	200.000 kHz	~ 200.000 kHz
VBW	1.000 MHz	>= 600.000 kHz
SweepPoints	400	~ 400
Sweeptime	28.477 μ s	AUTO
Reference Level	0.000 dBm	0.000 dBm
Attenuation	20.000 dB	AUTO
Detector	MaxPeak	MaxPeak
SweepCount	200	200
Filter	3 dB	3 dB
Trace Mode	Max Hold	Max Hold
Sweeptype	FFT	AUTO
Preamp	off	off
Stablemode	Trace	Trace
Stablevalue	0.30 dB	0.30 dB
Run	70 / max. 150	max. 150
Stable	5 / 5	5
Max Stable Difference	0.00 dB	0.30 dB

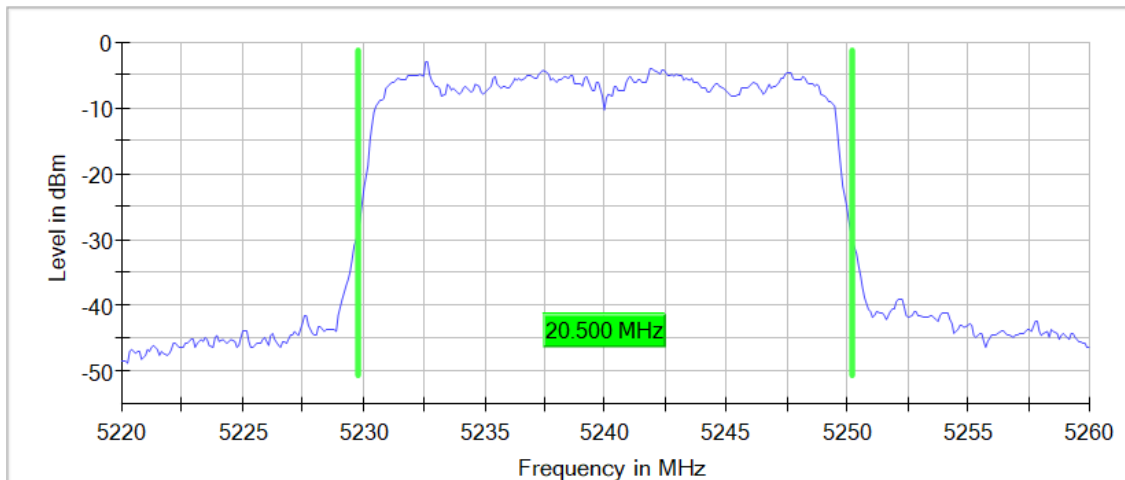
Active Port = 1+2, Frequency MHz = 5240.00000, Modulation = 802.11ax HE20 SS1 (OFDMA MCS8), Mode = MIMO CCD Mode 2x2, Number of Transmission Chains = 2

Images:



Date: 14.NOV.2022 14:57:40

26 dB Bandwidth



Tables:

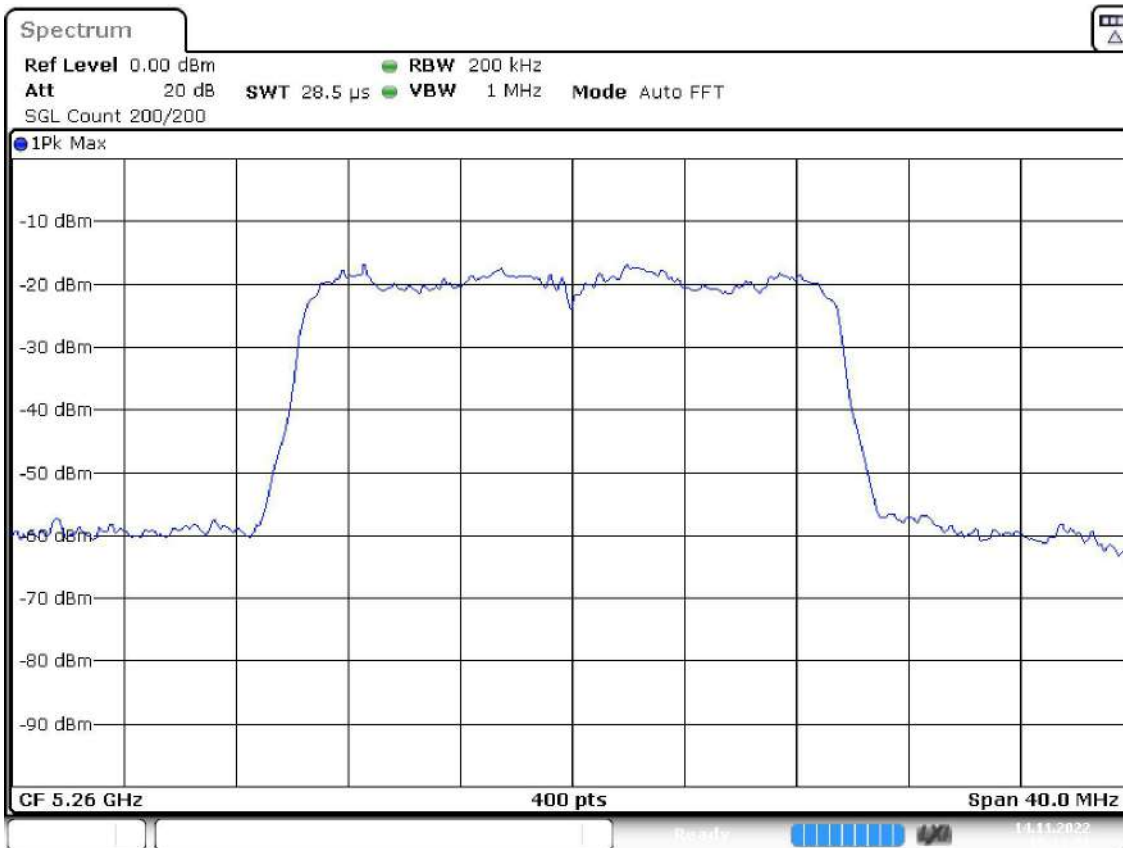
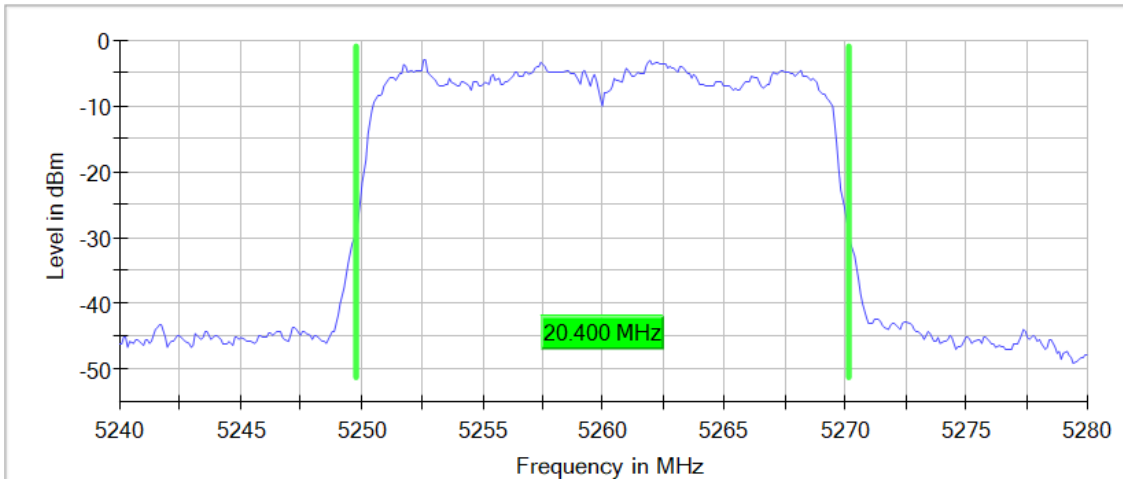
Spectrum Analyzer Parameters

Setting	Instrument Value	Target Value
Start Frequency	5.76500 GHz	5.76500 GHz
Stop Frequency	5.80500 GHz	5.80500 GHz
Span	40.000 MHz	40.000 MHz
RBW	200.000 kHz	~ 200.000 kHz
VBW	1.000 MHz	>= 600.000 kHz
SweepPoints	400	~ 400
Sweeptime	28.477 μ s	AUTO
Reference Level	0.000 dBm	0.000 dBm
Attenuation	20.000 dB	AUTO
Detector	MaxPeak	MaxPeak
SweepCount	200	200
Filter	3 dB	3 dB
Trace Mode	Max Hold	Max Hold
Sweeptype	FFT	AUTO
Preamp	off	off
Stablemode	Trace	Trace
Stablevalue	0.30 dB	0.30 dB
Run	70 / max. 150	max. 150
Stable	5 / 5	5
Max Stable Difference	0.00 dB	0.30 dB

Active Port = 1+2, Frequency MHz = 5260.00000, Modulation = 802.11ax HE20 SS1 (OFDMA MCS8), Mode = MIMO CCD Mode 2x2, Number of Transmission Chains = 2

Images:

26 dB Bandwidth



Date: 14.NOV.2022 15:11:32

Tables:

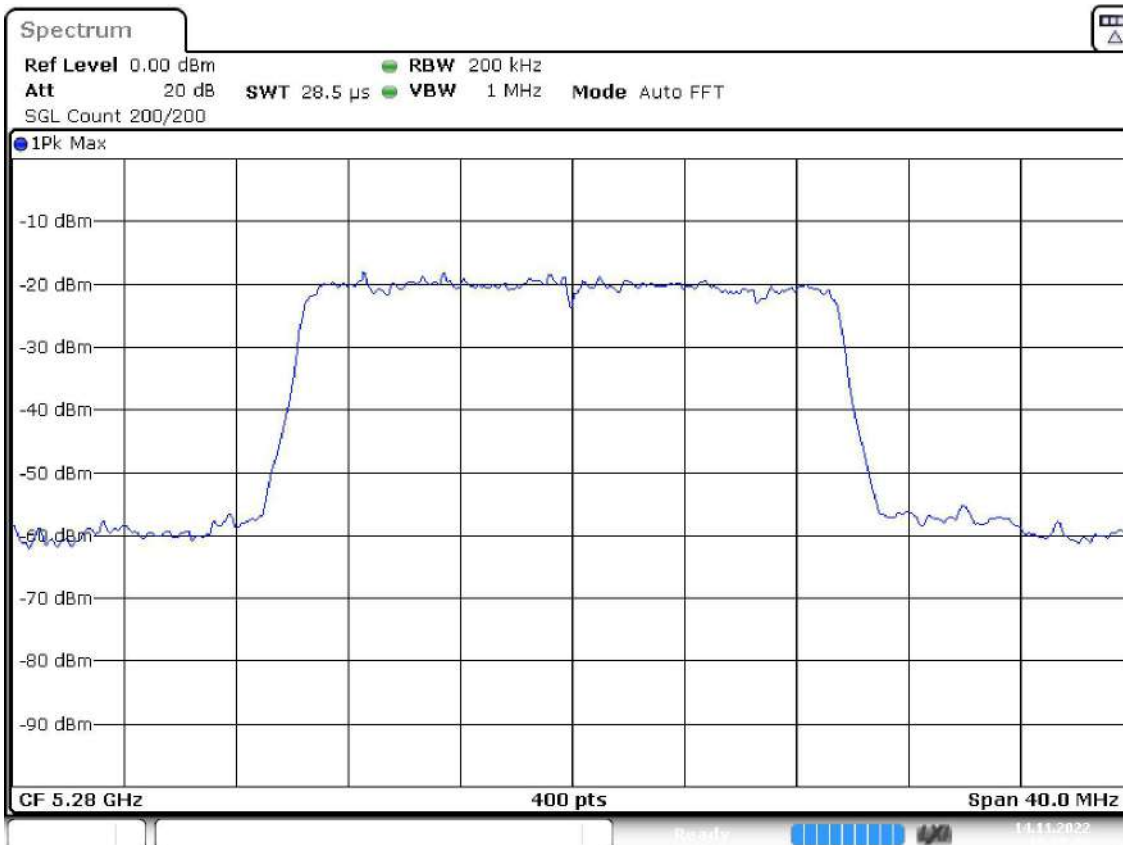
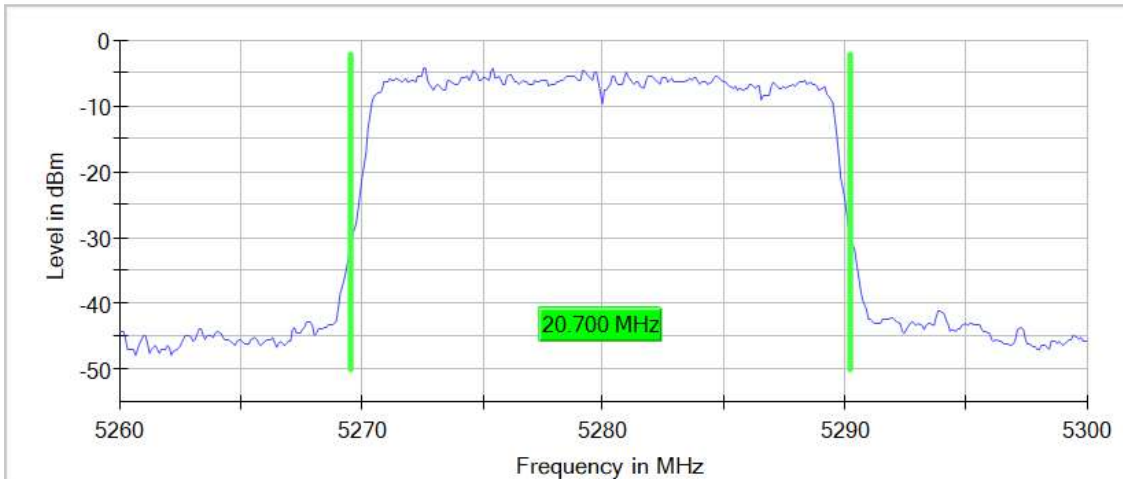
Spectrum Analyzer Parameters

Setting	Instrument Value	Target Value
Start Frequency	5.76500 GHz	5.76500 GHz
Stop Frequency	5.80500 GHz	5.80500 GHz
Span	40.000 MHz	40.000 MHz
RBW	200.000 kHz	~ 200.000 kHz
VBW	1.000 MHz	>= 600.000 kHz
SweepPoints	400	~ 400
Sweeptime	28.477 μ s	AUTO
Reference Level	0.000 dBm	0.000 dBm
Attenuation	20.000 dB	AUTO
Detector	MaxPeak	MaxPeak
SweepCount	200	200
Filter	3 dB	3 dB
Trace Mode	Max Hold	Max Hold
Sweeptype	FFT	AUTO
Preamp	off	off
Stablemode	Trace	Trace
Stablevalue	0.30 dB	0.30 dB
Run	70 / max. 150	max. 150
Stable	5 / 5	5
Max Stable Difference	0.00 dB	0.30 dB

Active Port = 1+2, Frequency MHz = 5280.00000, Modulation = 802.11ax HE20 SS1 (OFDMA MCS8), Mode = MIMO CCD Mode 2x2, Number of Transmission Chains = 2

Images:

26 dB Bandwidth



Date: 14.NOV.2022 15:27:33

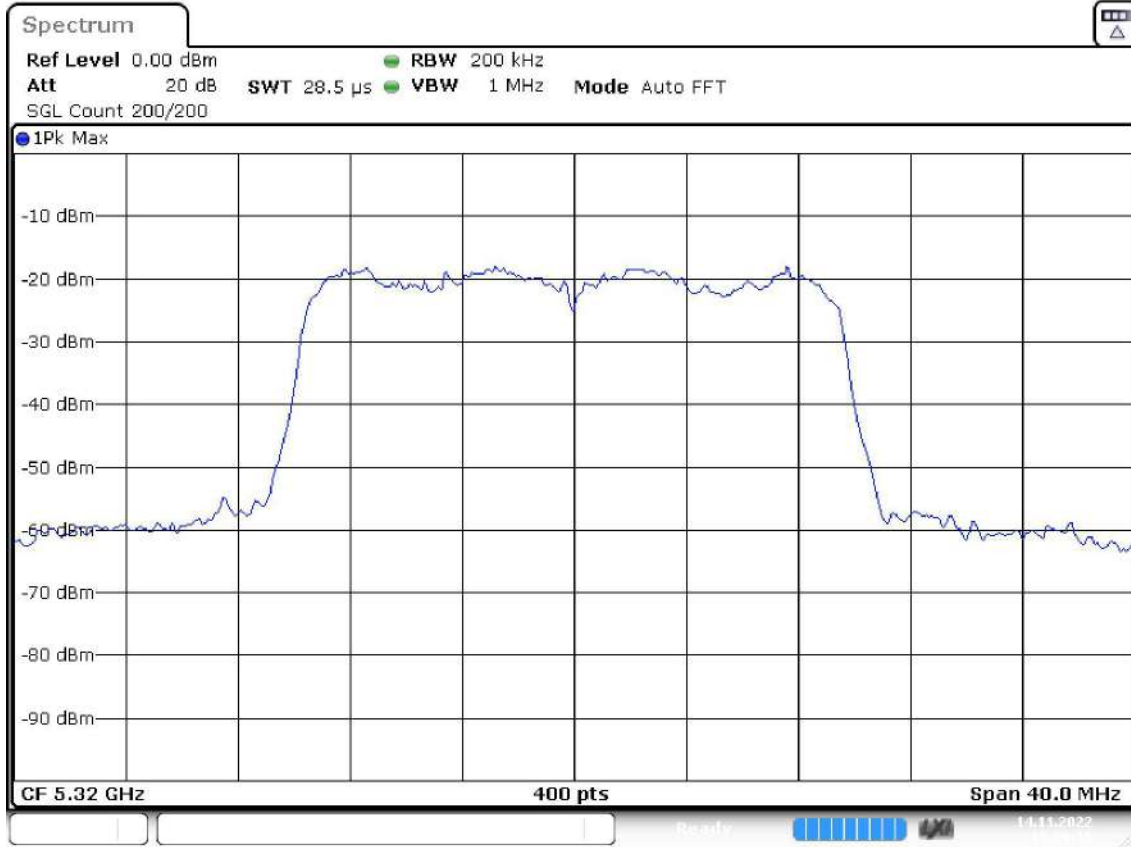
Tables:

Spectrum Analyzer Parameters

Setting	Instrument Value	Target Value
Start Frequency	5.76500 GHz	5.76500 GHz
Stop Frequency	5.80500 GHz	5.80500 GHz
Span	40.000 MHz	40.000 MHz
RBW	200.000 kHz	~ 200.000 kHz
VBW	1.000 MHz	>= 600.000 kHz
SweepPoints	400	~ 400
Sweeptime	28.477 μ s	AUTO
Reference Level	0.000 dBm	0.000 dBm
Attenuation	20.000 dB	AUTO
Detector	MaxPeak	MaxPeak
SweepCount	200	200
Filter	3 dB	3 dB
Trace Mode	Max Hold	Max Hold
Sweeptype	FFT	AUTO
Preamp	off	off
Stablemode	Trace	Trace
Stablevalue	0.30 dB	0.30 dB
Run	70 / max. 150	max. 150
Stable	5 / 5	5
Max Stable Difference	0.00 dB	0.30 dB

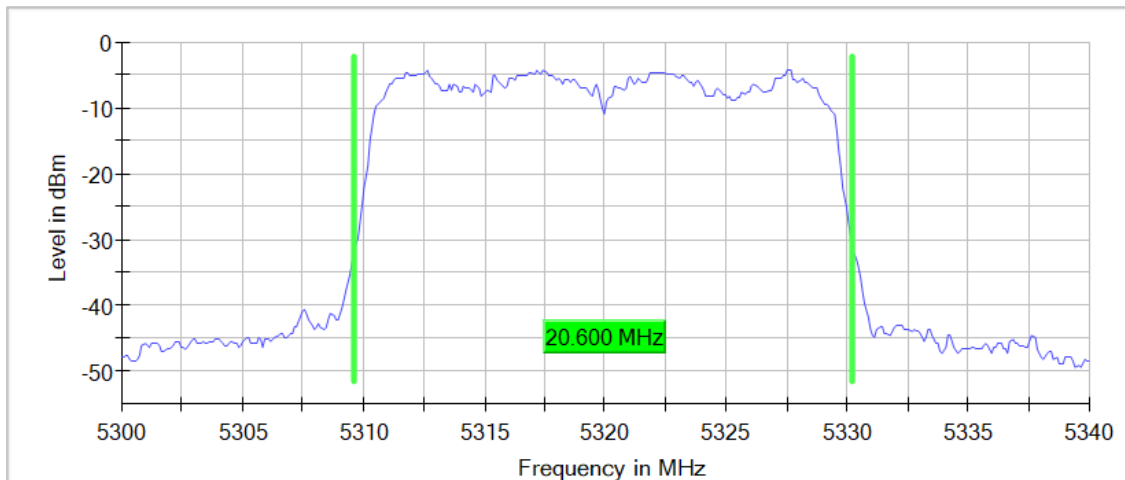
Active Port = 1+2, Frequency MHz = 5320.00000, Modulation = 802.11ax HE20 SS1 (OFDMA MCS8), Mode = MIMO CCD Mode 2x2, Number of Transmission Chains = 2

Images:



Date: 14.NOV.2022 15:39:15

26 dB Bandwidth



Tables:

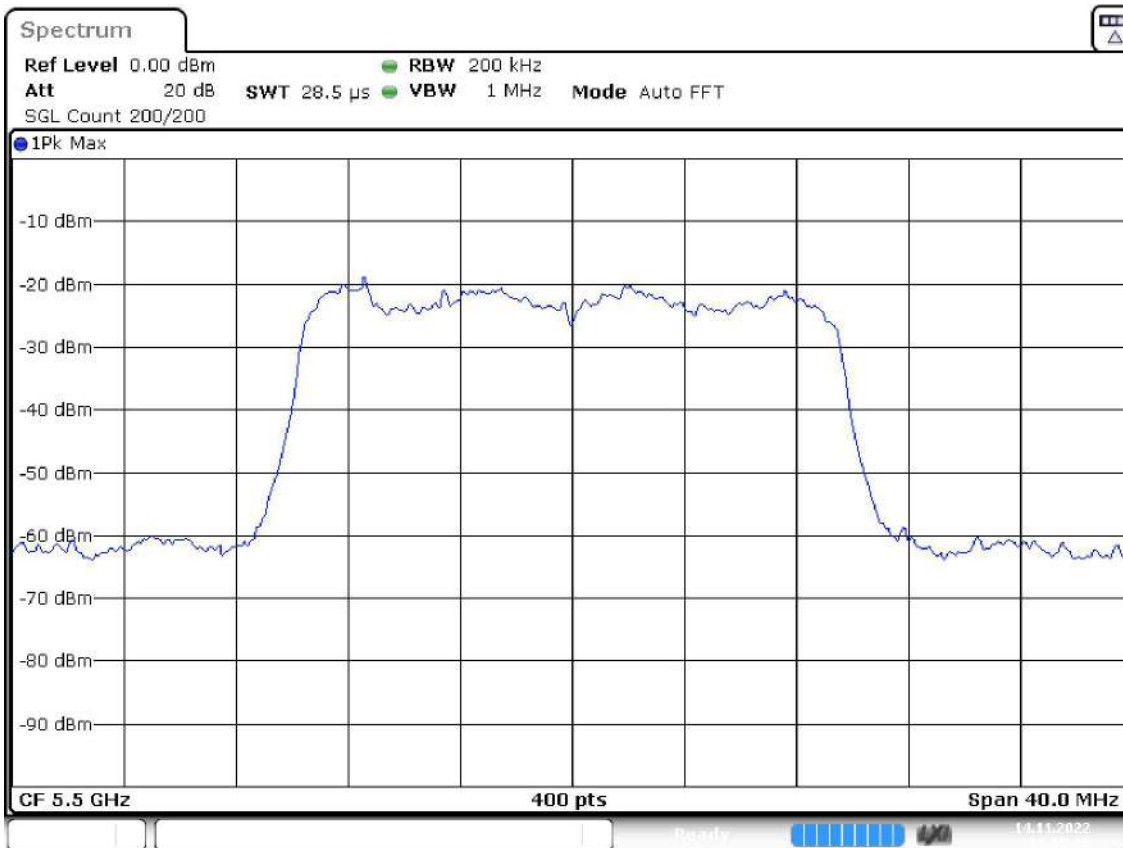
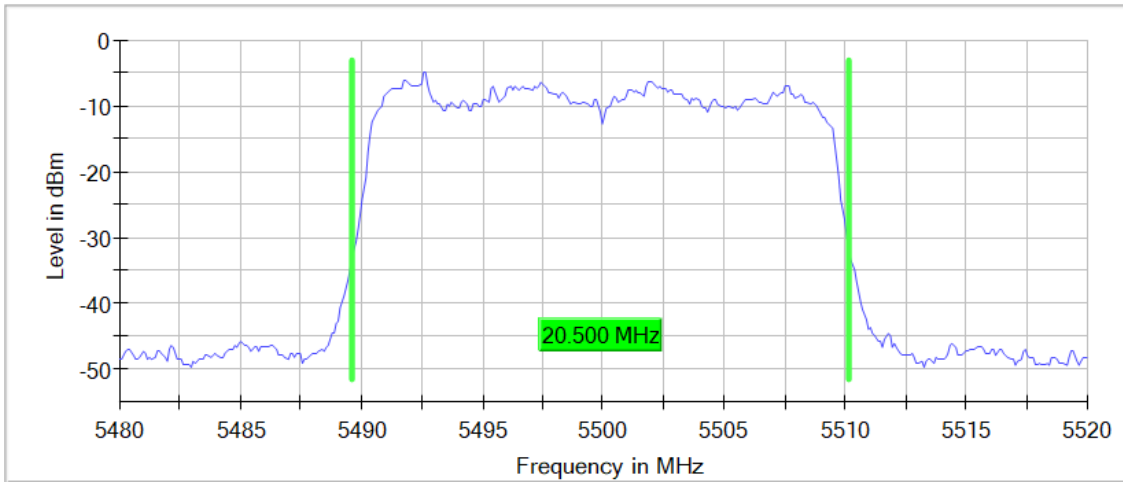
Spectrum Analyzer Parameters

Setting	Instrument Value	Target Value
Start Frequency	5.76500 GHz	5.76500 GHz
Stop Frequency	5.80500 GHz	5.80500 GHz
Span	40.000 MHz	40.000 MHz
RBW	200.000 kHz	~ 200.000 kHz
VBW	1.000 MHz	>= 600.000 kHz
SweepPoints	400	~ 400
Sweeptime	28.477 μ s	AUTO
Reference Level	0.000 dBm	0.000 dBm
Attenuation	20.000 dB	AUTO
Detector	MaxPeak	MaxPeak
SweepCount	200	200
Filter	3 dB	3 dB
Trace Mode	Max Hold	Max Hold
Sweeptype	FFT	AUTO
Preamp	off	off
Stablemode	Trace	Trace
Stablevalue	0.30 dB	0.30 dB
Run	70 / max. 150	max. 150
Stable	5 / 5	5
Max Stable Difference	0.00 dB	0.30 dB

Active Port = 1+2, Frequency MHz = 5500.00000, Modulation = 802.11ax HE20 SS1 (OFDMA MCS8), Mode = MIMO CCD Mode 2x2, Number of Transmission Chains = 2

Images:

26 dB Bandwidth



Date: 14.NOV.2022 15:55:08

Tables:

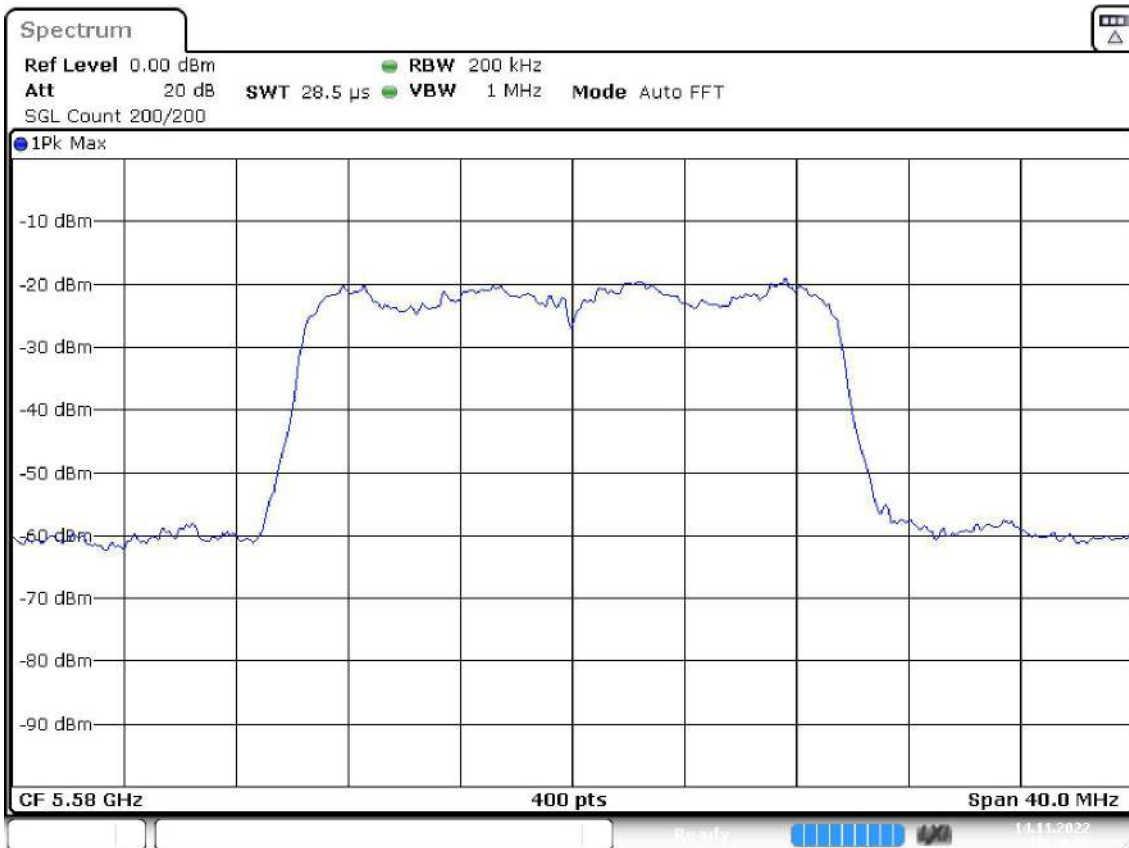
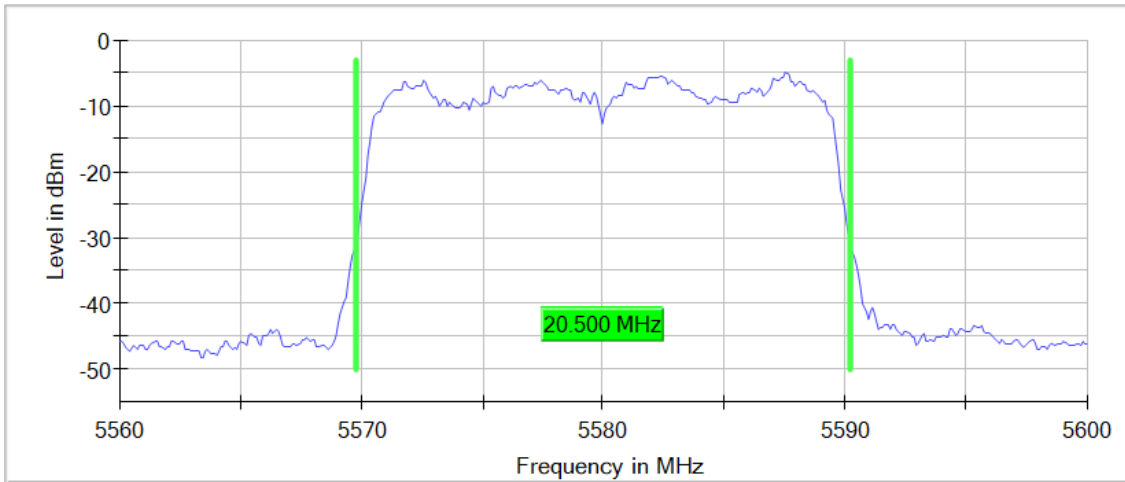
Spectrum Analyzer Parameters

Setting	Instrument Value	Target Value
Start Frequency	5.76500 GHz	5.76500 GHz
Stop Frequency	5.80500 GHz	5.80500 GHz
Span	40.000 MHz	40.000 MHz
RBW	200.000 kHz	~ 200.000 kHz
VBW	1.000 MHz	>= 600.000 kHz
SweepPoints	400	~ 400
Sweeptime	28.477 μ s	AUTO
Reference Level	0.000 dBm	0.000 dBm
Attenuation	20.000 dB	AUTO
Detector	MaxPeak	MaxPeak
SweepCount	200	200
Filter	3 dB	3 dB
Trace Mode	Max Hold	Max Hold
Sweeptype	FFT	AUTO
Preamp	off	off
Stablemode	Trace	Trace
Stablevalue	0.30 dB	0.30 dB
Run	70 / max. 150	max. 150
Stable	5 / 5	5
Max Stable Difference	0.00 dB	0.30 dB

Active Port = 1+2, Frequency MHz = 5580.00000, Modulation = 802.11ax HE20 SS1 (OFDMA MCS8), Mode = MIMO CCD Mode 2x2, Number of Transmission Chains = 2

Images:

26 dB Bandwidth



Date: 14.NOV.2022 16:10:59

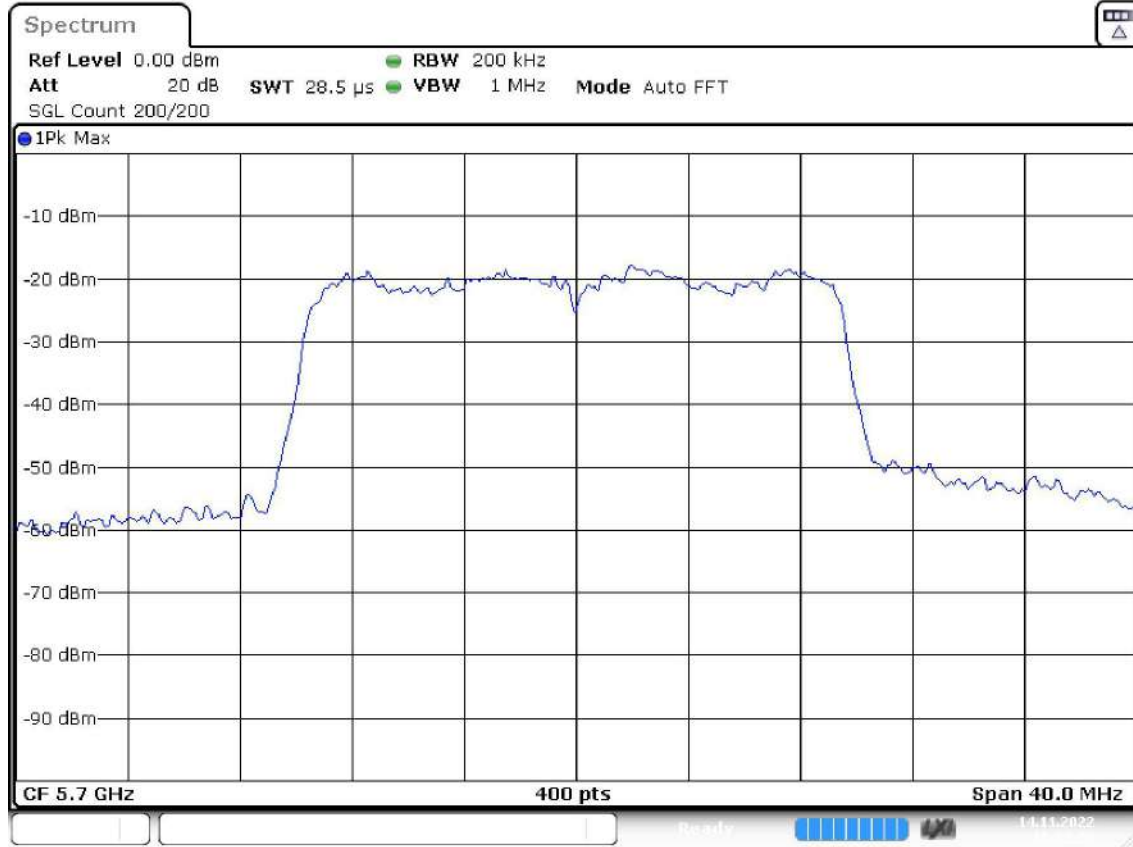
Tables:

Spectrum Analyzer Parameters

Setting	Instrument Value	Target Value
Start Frequency	5.76500 GHz	5.76500 GHz
Stop Frequency	5.80500 GHz	5.80500 GHz
Span	40.000 MHz	40.000 MHz
RBW	200.000 kHz	~ 200.000 kHz
VBW	1.000 MHz	>= 600.000 kHz
SweepPoints	400	~ 400
Sweeptime	28.477 μ s	AUTO
Reference Level	0.000 dBm	0.000 dBm
Attenuation	20.000 dB	AUTO
Detector	MaxPeak	MaxPeak
SweepCount	200	200
Filter	3 dB	3 dB
Trace Mode	Max Hold	Max Hold
Sweeptype	FFT	AUTO
Preamp	off	off
Stablemode	Trace	Trace
Stablevalue	0.30 dB	0.30 dB
Run	70 / max. 150	max. 150
Stable	5 / 5	5
Max Stable Difference	0.00 dB	0.30 dB

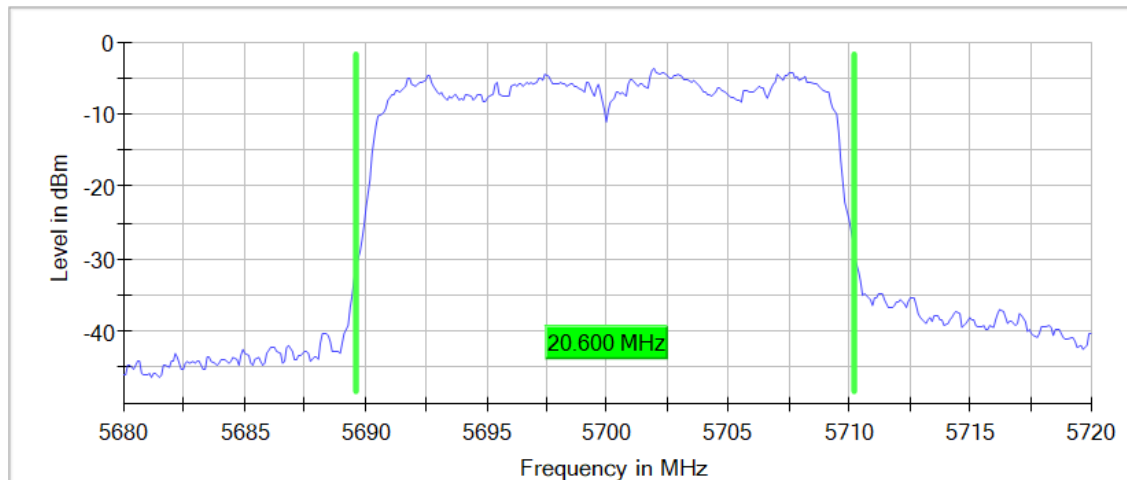
Active Port = 1+2, Frequency MHz = 5700.00000, Modulation = 802.11ax HE20 SS1 (OFDMA MCS8), Mode = MIMO CCD Mode 2x2, Number of Transmission Chains = 2

Images:



Date: 14.NOV.2022 16:22:22

26 dB Bandwidth



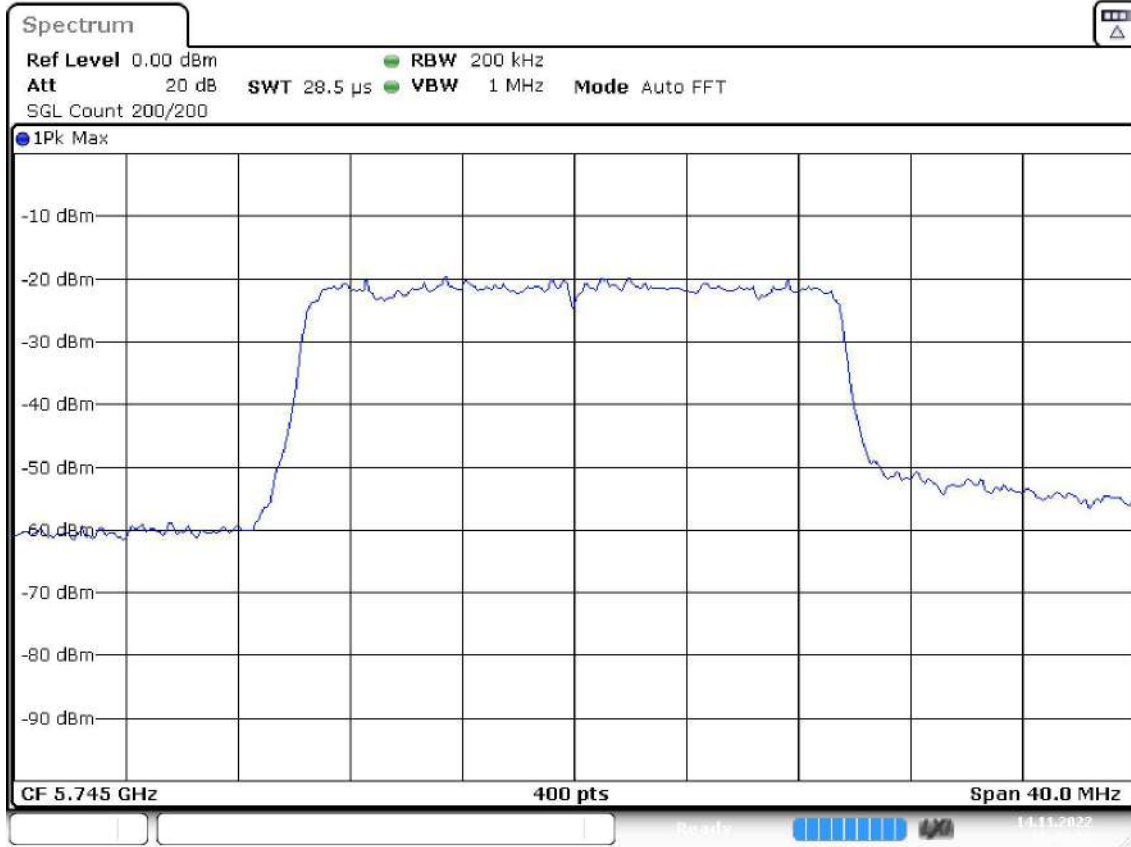
Tables:

Spectrum Analyzer Parameters

Setting	Instrument Value	Target Value
Start Frequency	5.76500 GHz	5.76500 GHz
Stop Frequency	5.80500 GHz	5.80500 GHz
Span	40.000 MHz	40.000 MHz
RBW	200.000 kHz	~ 200.000 kHz
VBW	1.000 MHz	>= 600.000 kHz
SweepPoints	400	~ 400
Sweeptime	28.477 μ s	AUTO
Reference Level	0.000 dBm	0.000 dBm
Attenuation	20.000 dB	AUTO
Detector	MaxPeak	MaxPeak
SweepCount	200	200
Filter	3 dB	3 dB
Trace Mode	Max Hold	Max Hold
Sweeptype	FFT	AUTO
Preamp	off	off
Stablemode	Trace	Trace
Stablevalue	0.30 dB	0.30 dB
Run	70 / max. 150	max. 150
Stable	5 / 5	5
Max Stable Difference	0.00 dB	0.30 dB

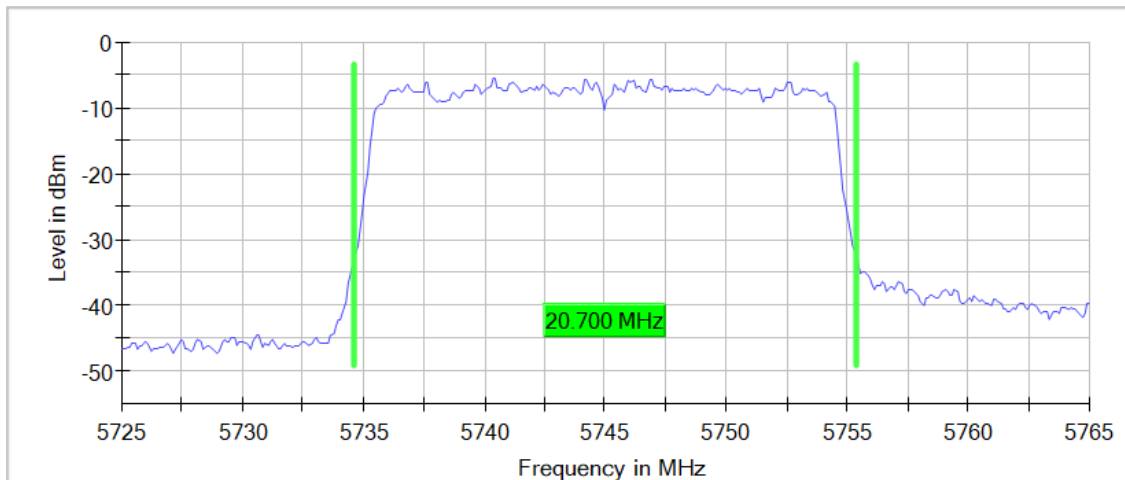
Active Port = 1+2, Frequency MHz = 5745.00000, Modulation = 802.11ax HE20 SS1 (OFDMA MCS8), Mode = MIMO CCD Mode 2x2, Number of Transmission Chains = 2

Images:



Date: 14.NOV.2022 16:48:39

26 dB Bandwidth



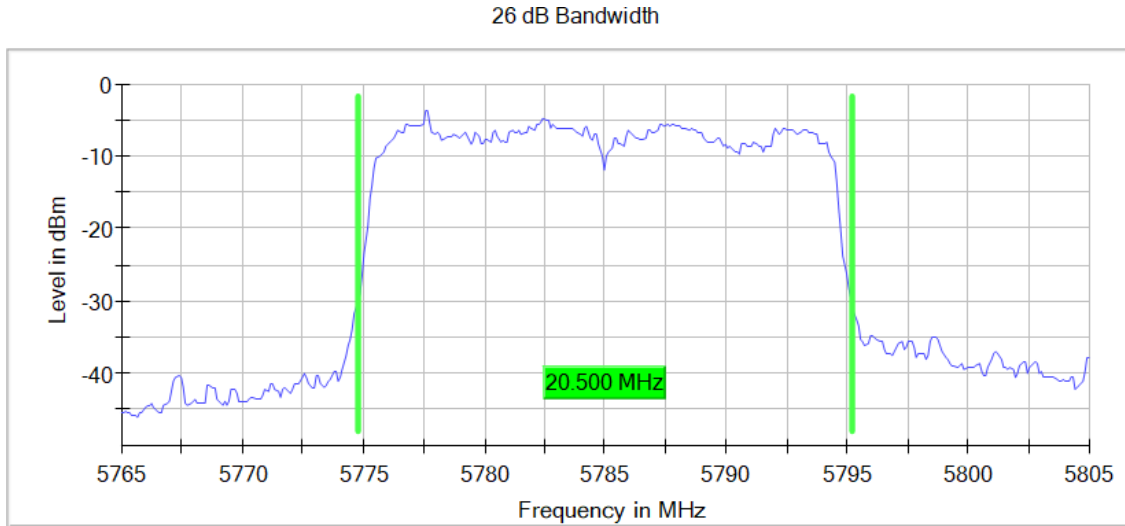
Tables:

Spectrum Analyzer Parameters

Setting	Instrument Value	Target Value
Start Frequency	5.76500 GHz	5.76500 GHz
Stop Frequency	5.80500 GHz	5.80500 GHz
Span	40.000 MHz	40.000 MHz
RBW	200.000 kHz	~ 200.000 kHz
VBW	1.000 MHz	>= 600.000 kHz
SweepPoints	400	~ 400
Sweeptime	28.477 μ s	AUTO
Reference Level	0.000 dBm	0.000 dBm
Attenuation	20.000 dB	AUTO
Detector	MaxPeak	MaxPeak
SweepCount	200	200
Filter	3 dB	3 dB
Trace Mode	Max Hold	Max Hold
Sweeptype	FFT	AUTO
Preamp	off	off
Stablemode	Trace	Trace
Stablevalue	0.30 dB	0.30 dB
Run	70 / max. 150	max. 150
Stable	5 / 5	5
Max Stable Difference	0.00 dB	0.30 dB

Active Port = 1+2, Frequency MHz = 5785.00000, Modulation = 802.11ax HE20 SS1 (OFDMA MCS8), Mode = MIMO CCD Mode 2x2, Number of Transmission Chains = 2

Images:



Tables:

Spectrum Analyzer Parameters

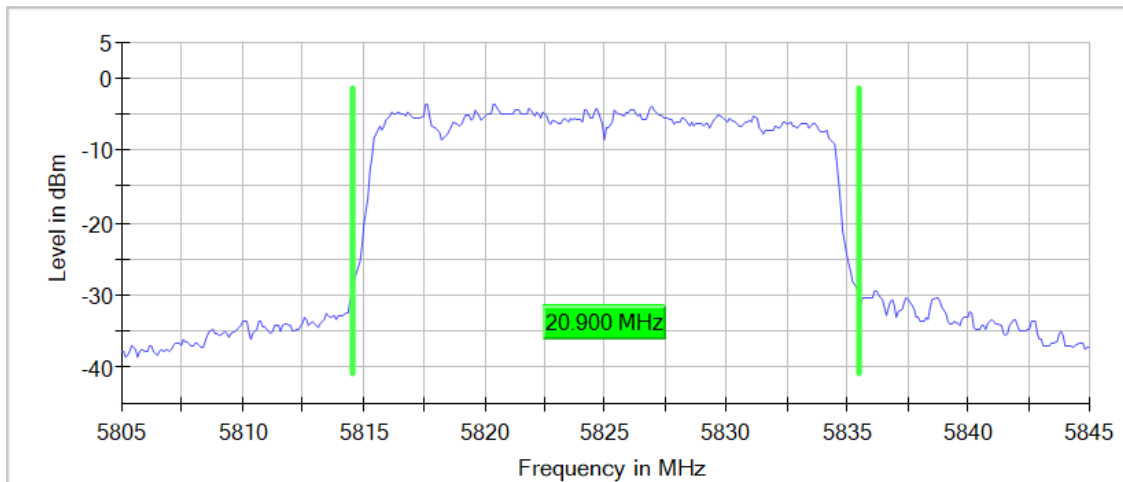
Setting	Instrument Value	Target Value
Start Frequency	5.76500 GHz	5.76500 GHz
Stop Frequency	5.80500 GHz	5.80500 GHz
Span	40.000 MHz	40.000 MHz
RBW	200.000 kHz	~ 200.000 kHz
VBW	1.000 MHz	>= 600.000 kHz
SweepPoints	400	~ 400
Sweptime	28.477 μ s	AUTO
Reference Level	0.000 dBm	0.000 dBm
Attenuation	20.000 dB	AUTO
Detector	MaxPeak	MaxPeak
SweepCount	200	200
Filter	3 dB	3 dB
Trace Mode	Max Hold	Max Hold

Setting	Instrument Value	Target Value
Sweeptype	FFT	AUTO
Preamp	off	off
Stablemode	Trace	Trace
Stablevalue	0.30 dB	0.30 dB
Run	70 / max. 150	max. 150
Stable	5 / 5	5
Max Stable Difference	0.00 dB	0.30 dB

Active Port = 1+2, Frequency MHz = 5825.00000, Modulation = 802.11ax HE20 SS1 (OFDMA MCS8), Mode = MIMO CCD Mode 2x2, Number of Transmission Chains = 2

Images:

26 dB Bandwidth



Tables:

Spectrum Analyzer Parameters

Setting	Instrument Value	Target Value
Start Frequency	5.76500 GHz	5.76500 GHz
Stop Frequency	5.80500 GHz	5.80500 GHz
Span	40.000 MHz	40.000 MHz
RBW	200.000 kHz	~ 200.000 kHz
VBW	1.000 MHz	>= 600.000 kHz

Setting	Instrument Value	Target Value
SweepPoints	400	~ 400
Sweeptime	28.477 μ s	AUTO
Reference Level	0.000 dBm	0.000 dBm
Attenuation	20.000 dB	AUTO
Detector	MaxPeak	MaxPeak
SweepCount	200	200
Filter	3 dB	3 dB
Trace Mode	Max Hold	Max Hold
Sweeptype	FFT	AUTO
Preamp	off	off
Stablemode	Trace	Trace
Stablevalue	0.30 dB	0.30 dB
Run	70 / max. 150	max. 150
Stable	5 / 5	5
Max Stable Difference	0.00 dB	0.30 dB

Mode: MIMO CCD Mode 2x2

Modulation: 802.11ax HE40 SS1 (OFDMA MCS9)

Results

Port	Freq (MHz)	# of Tx Chains	6dB BW (MHz)
1+2	5190.00000	2	40.675
1+2	5230.00000	2	40.675
1+2	5270.00000	2	40.225
1+2	5310.00000	2	40.225
1+2	5510.00000	2	40.675
1+2	5550.00000	2	40.375
1+2	5670.00000	2	40.225
1+2	5755.00000	2	40.225

Port	Freq (MHz)	# of Tx Chains	6dB BW (MHz)
1+2	5795.00000	2	40.675

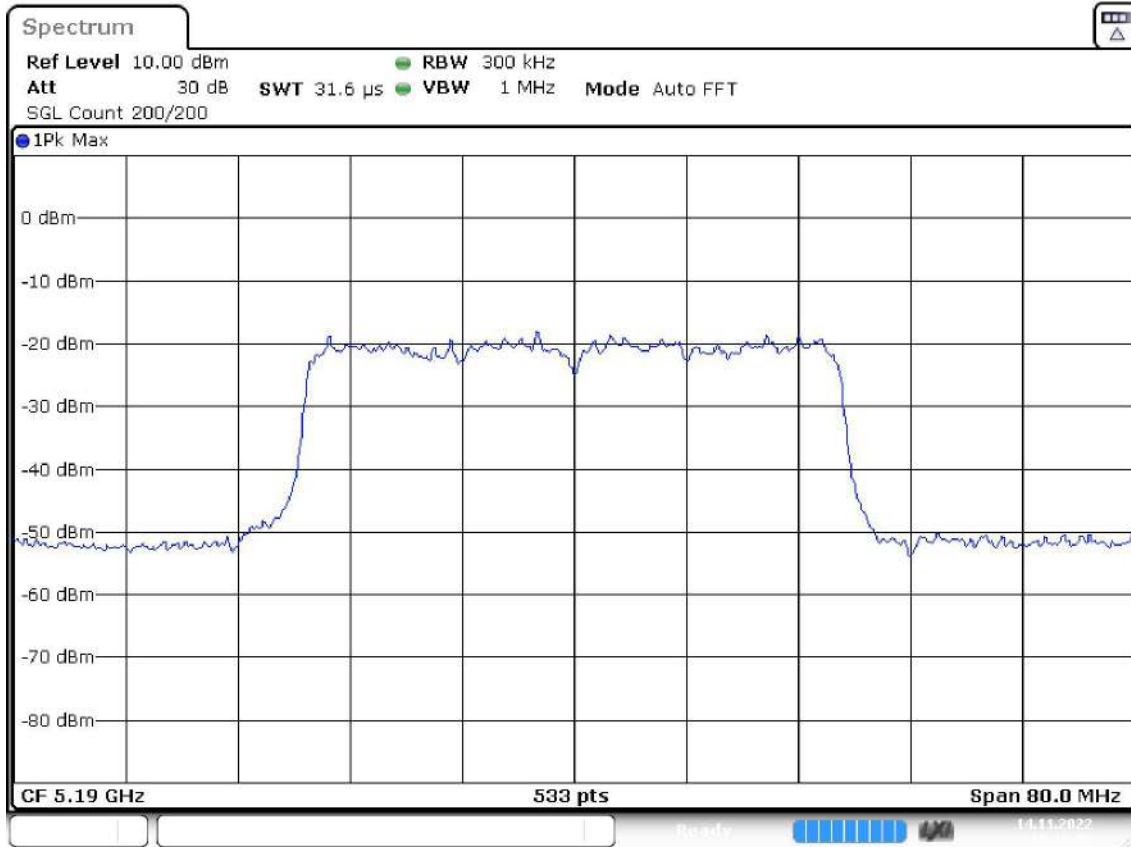
Verdict

Pass

Attachments

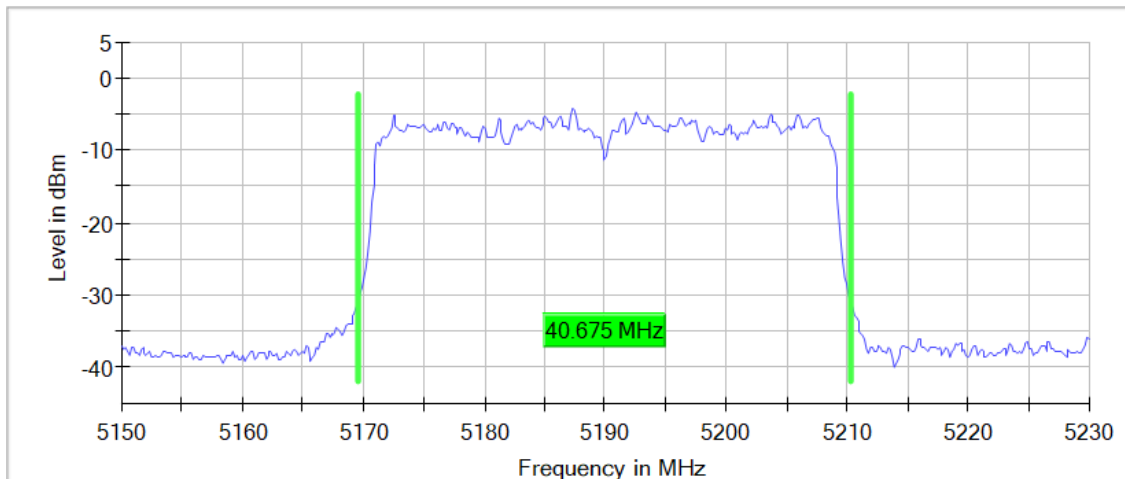
Active Port = 1+2, Frequency MHz = 5190.00000, Modulation = 802.11ax HE40 SS1 (OFDMA MCS9), Mode = MIMO CCD Mode 2x2, Number of Transmission Chains = 2

Images:



Date: 14.NOV.2022 18:16:53

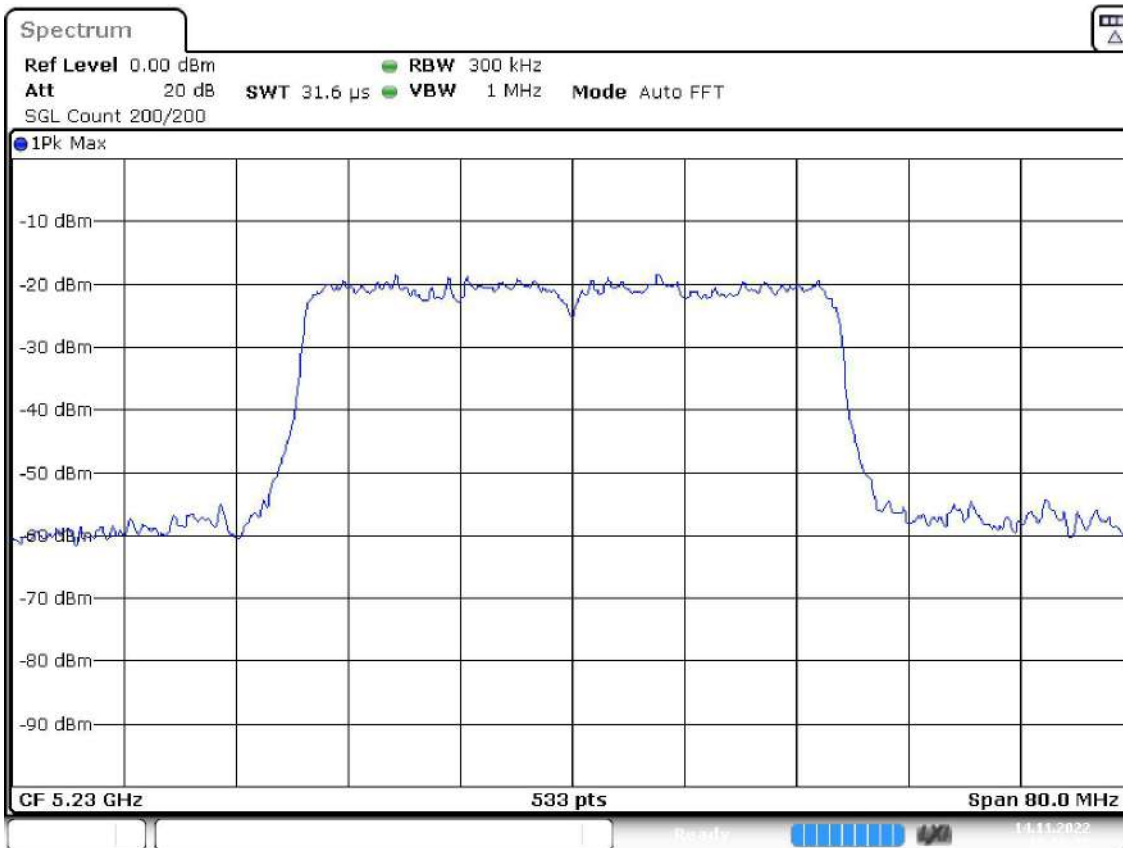
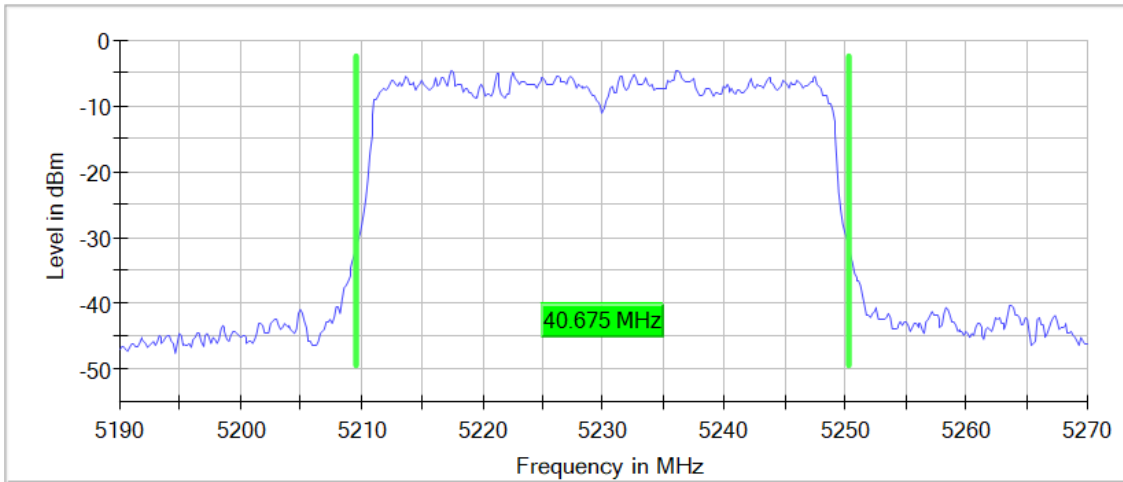
26 dB Bandwidth



Active Port = 1+2, Frequency MHz = 5230.00000, Modulation = 802.11ax HE40 SS1 (OFDMA MCS9), Mode = MIMO CCD Mode 2x2, Number of Transmission Chains = 2

Images:

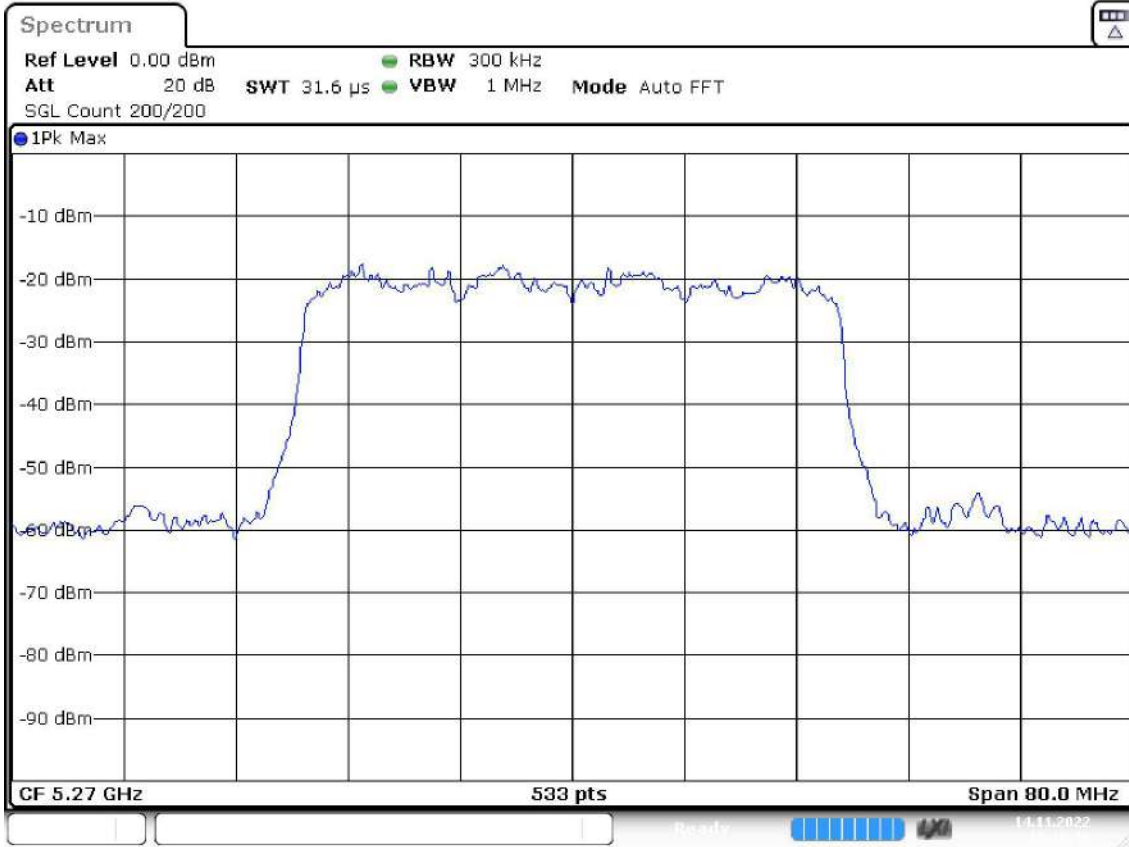
26 dB Bandwidth



Date: 14.NOV.2022 18:56:26

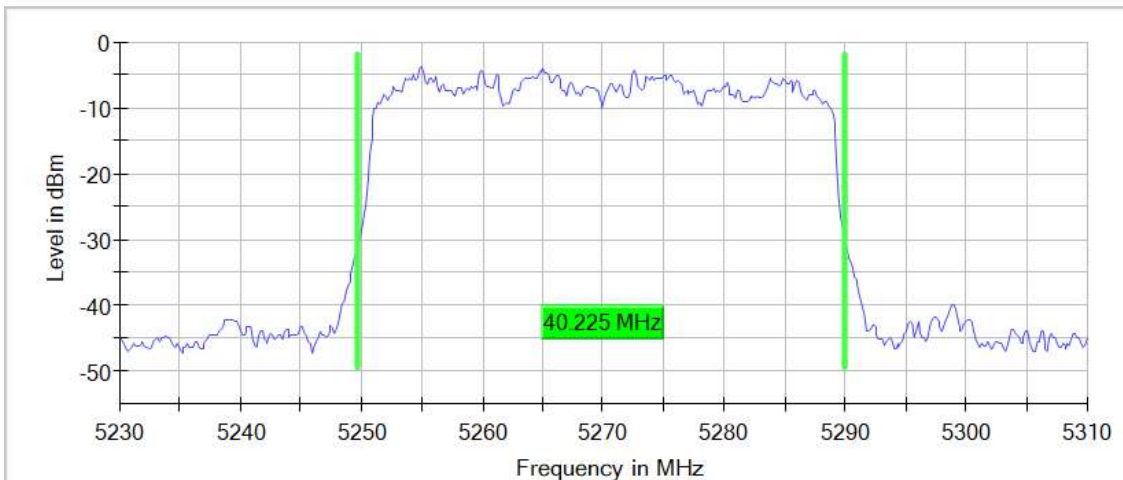
Active Port = 1+2, Frequency MHz = 5270.00000, Modulation = 802.11ax HE40 SS1 (OFDMA MCS9), Mode = MIMO CCD Mode 2x2, Number of Transmission Chains = 2

Images:



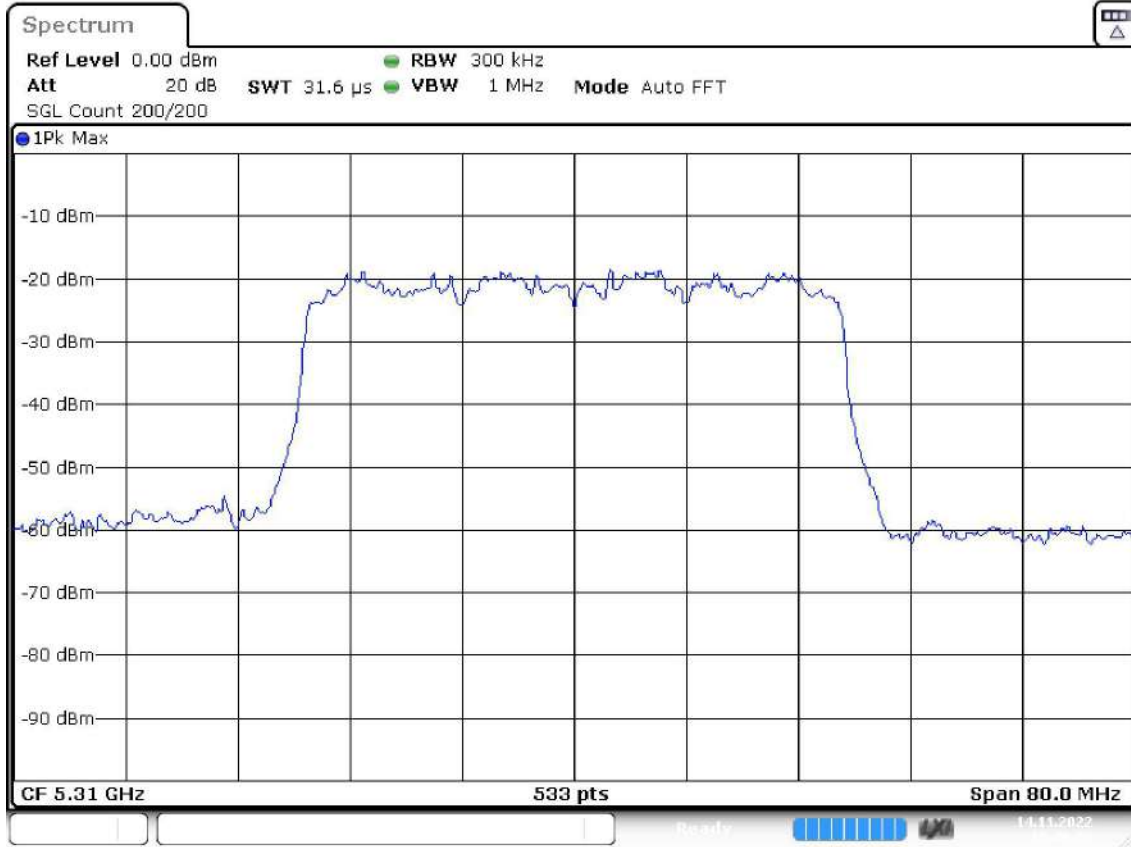
Date: 14.NOV.2022 19:16:47

26 dB Bandwidth



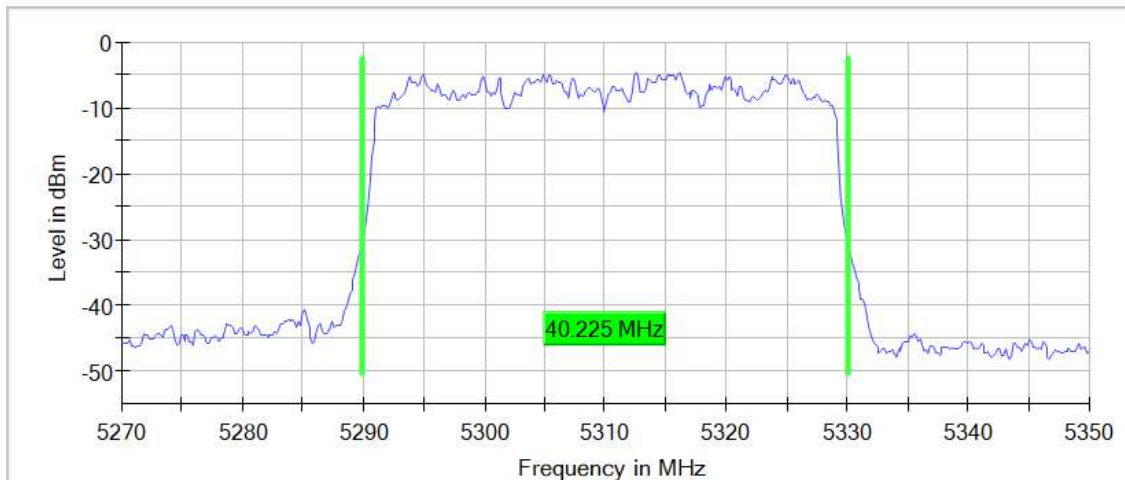
Active Port = 1+2, Frequency MHz = 5310.00000, Modulation = 802.11ax HE40 SS1 (OFDMA MCS9), Mode = MIMO CCD Mode 2x2, Number of Transmission Chains = 2

Images:



Date: 14.NOV.2022 19:40:54

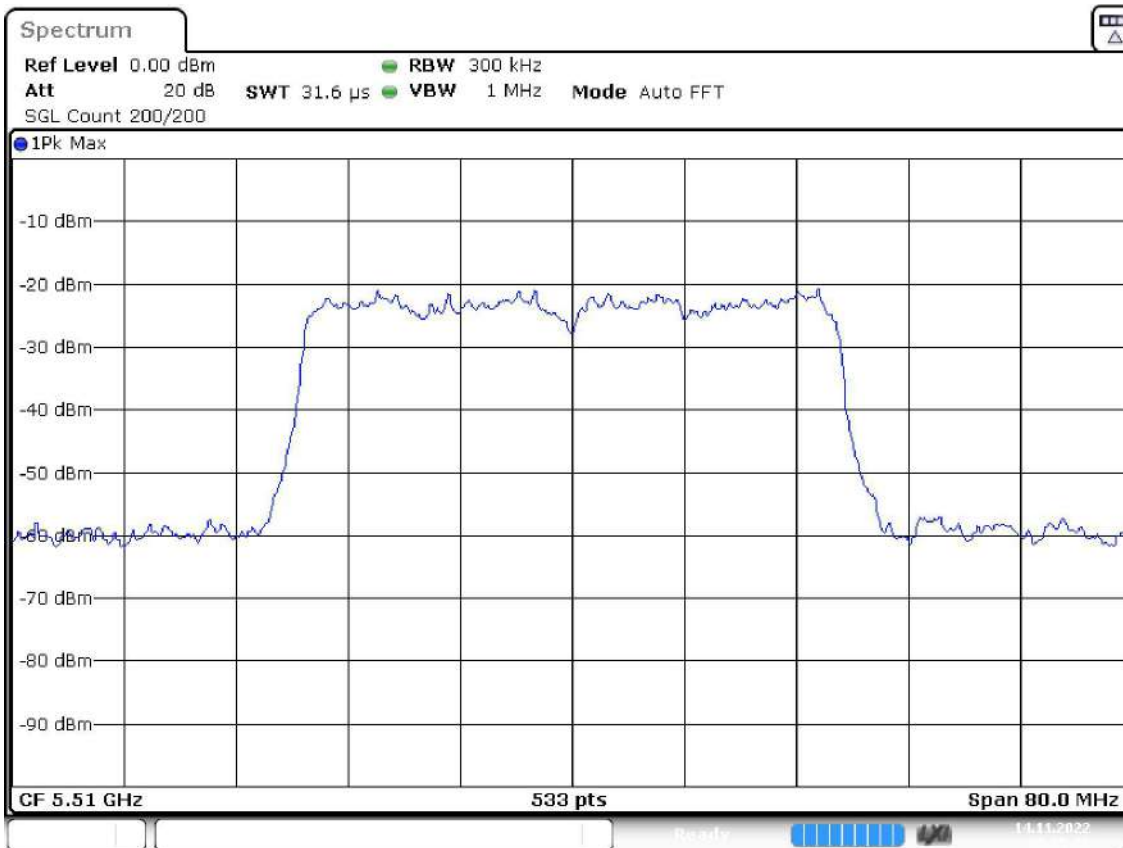
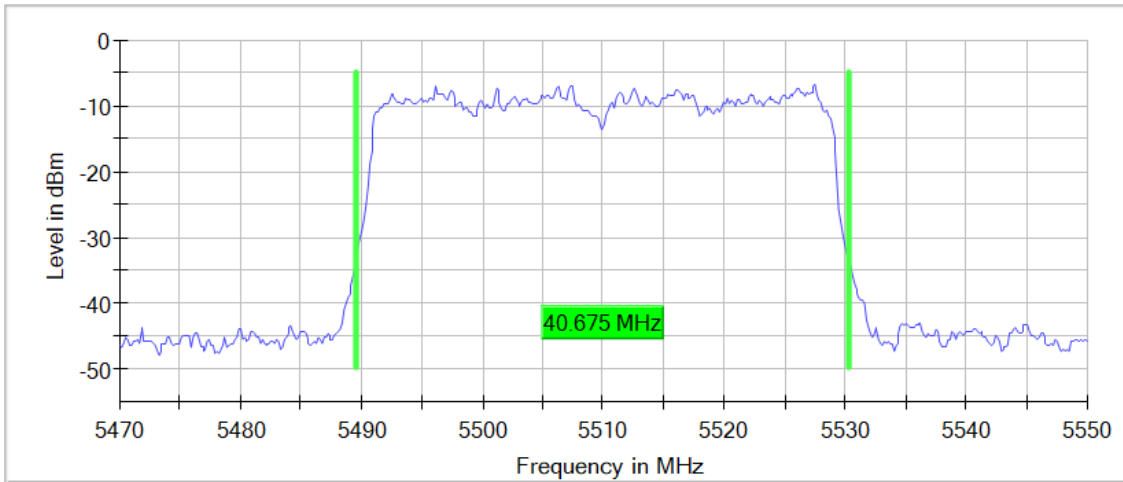
26 dB Bandwidth



Active Port = 1+2, Frequency MHz = 5510.00000, Modulation = 802.11ax HE40 SS1 (OFDMA MCS9), Mode = MIMO CCD Mode 2x2, Number of Transmission Chains = 2

Images:

26 dB Bandwidth

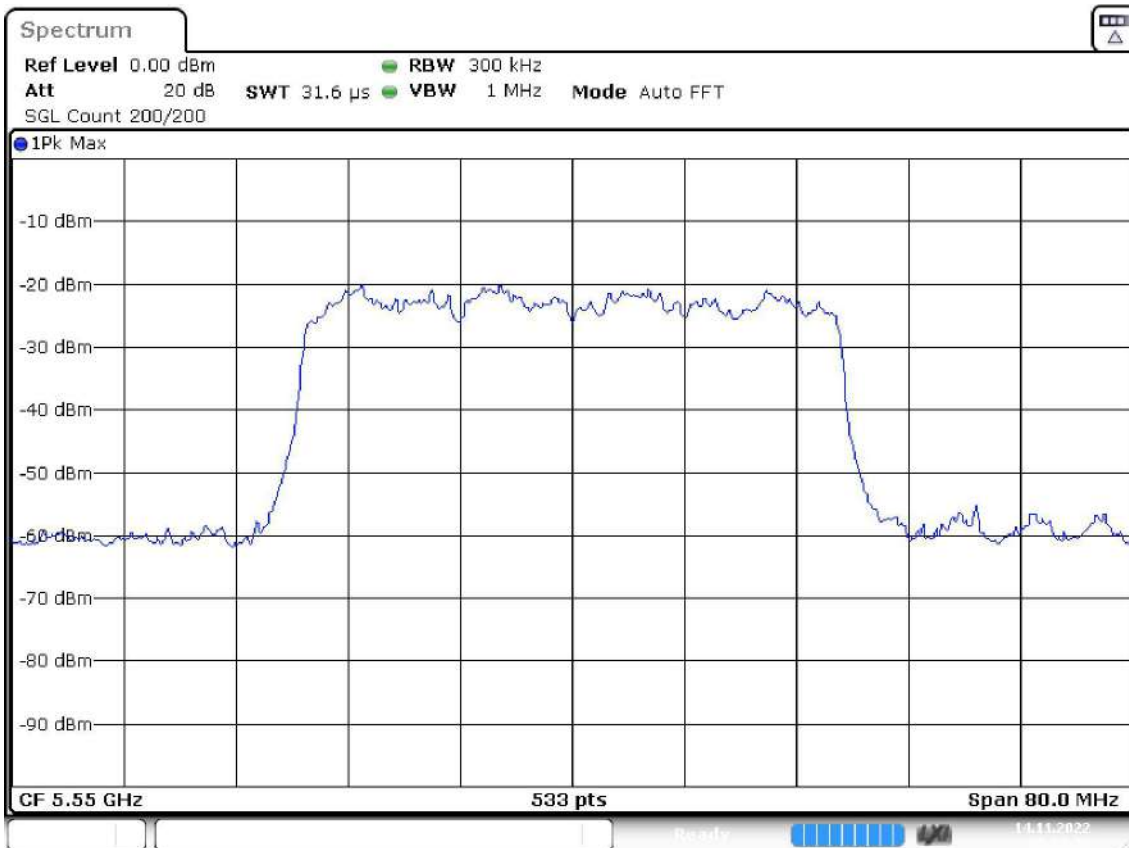
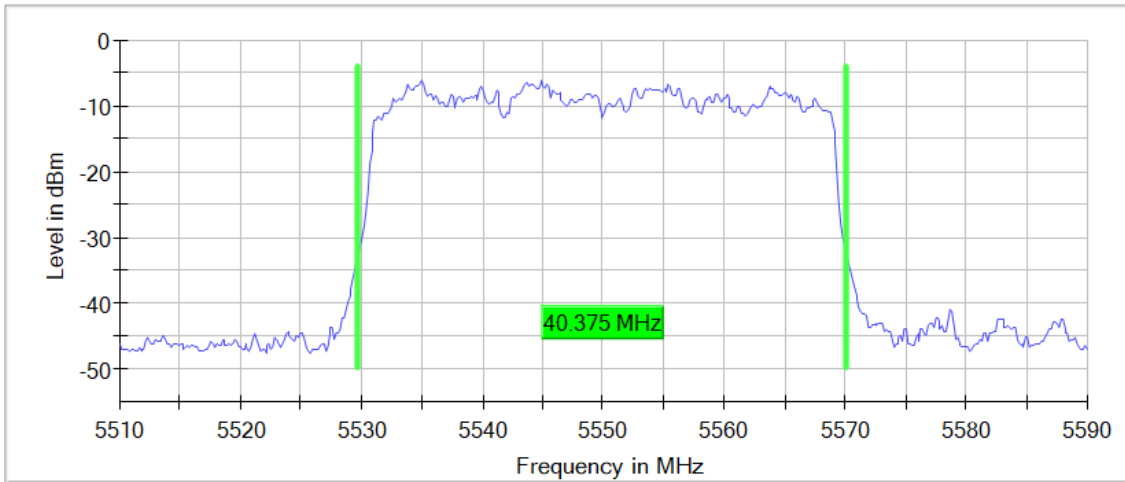


Date: 14.NOV.2022 20:05:56

Active Port = 1+2, Frequency MHz = 5550.00000, Modulation = 802.11ax HE40 SS1 (OFDMA MCS9), Mode = MIMO CCD Mode 2x2, Number of Transmission Chains = 2

Images:

26 dB Bandwidth

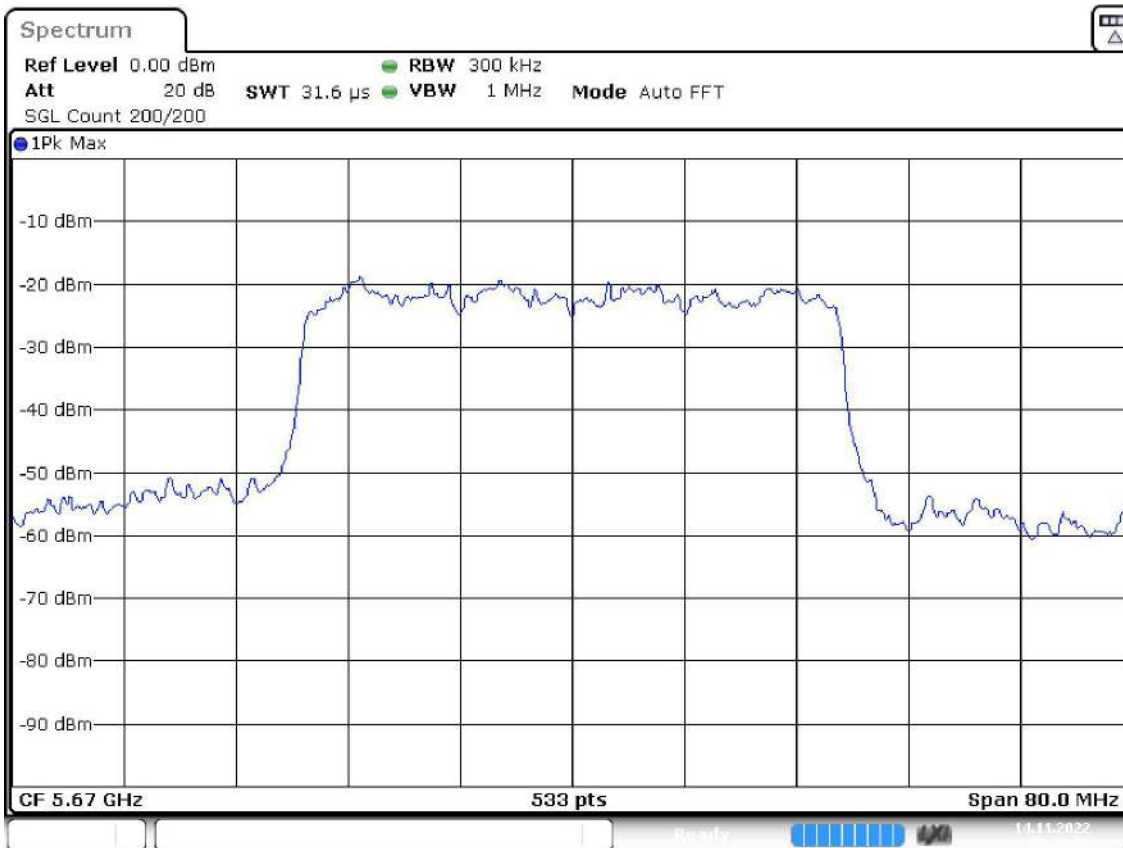
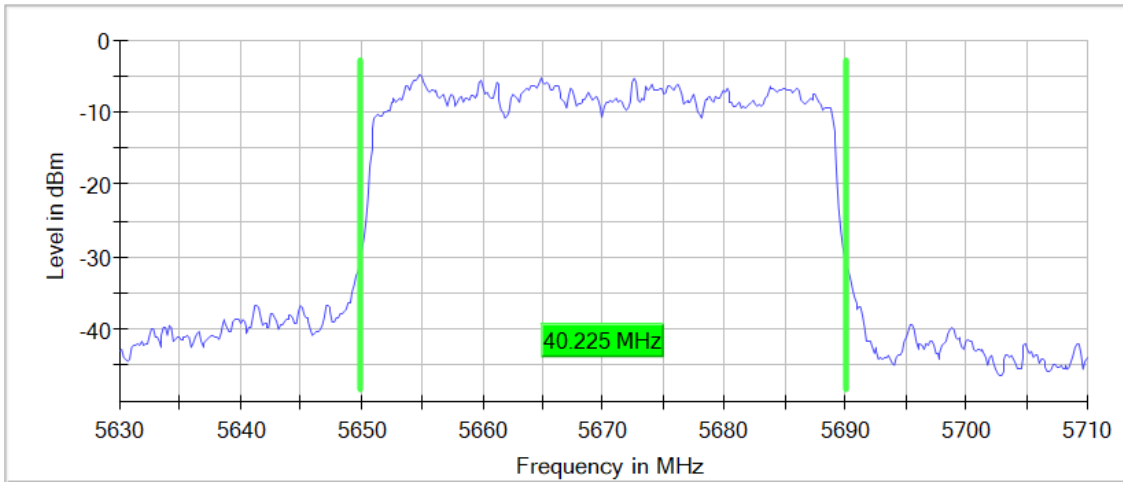


Date: 14.NOV.2022 20:28:38

Active Port = 1+2, Frequency MHz = 5670.00000, Modulation = 802.11ax HE40 SS1 (OFDMA MCS9), Mode = MIMO CCD Mode 2x2, Number of Transmission Chains = 2

Images:

26 dB Bandwidth

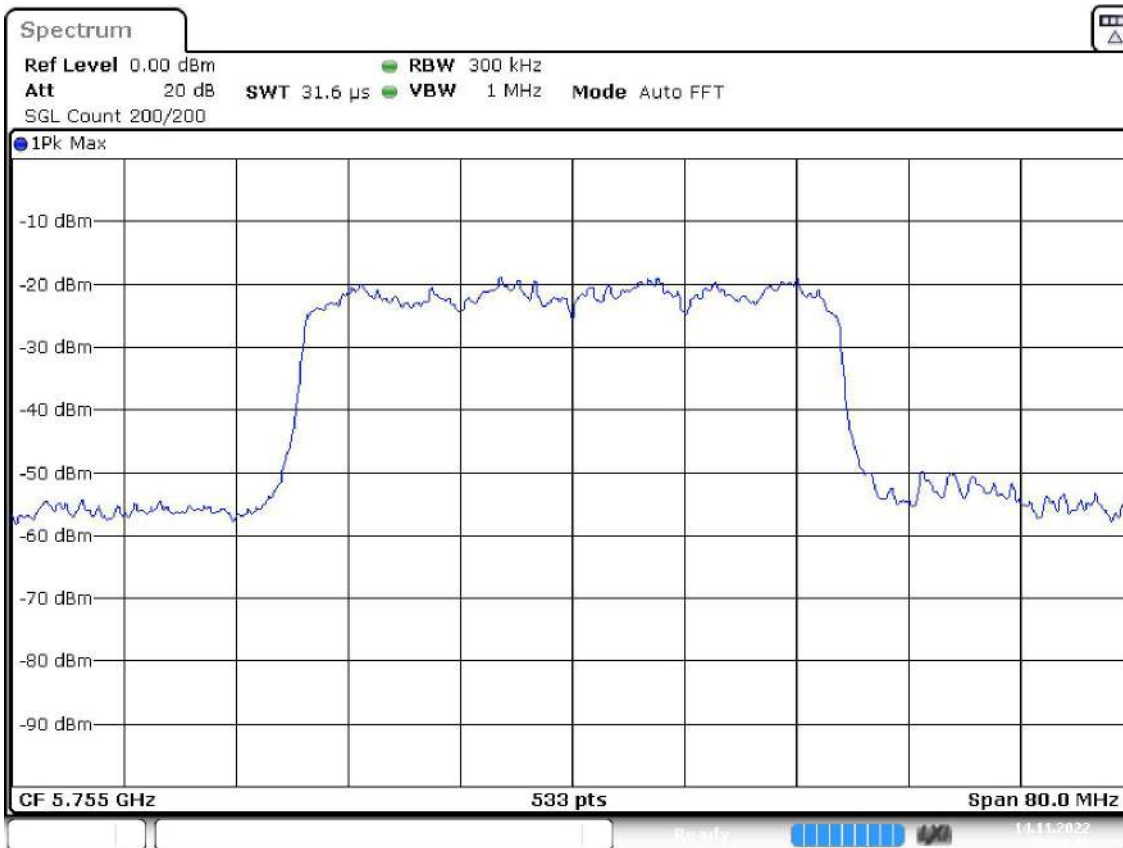
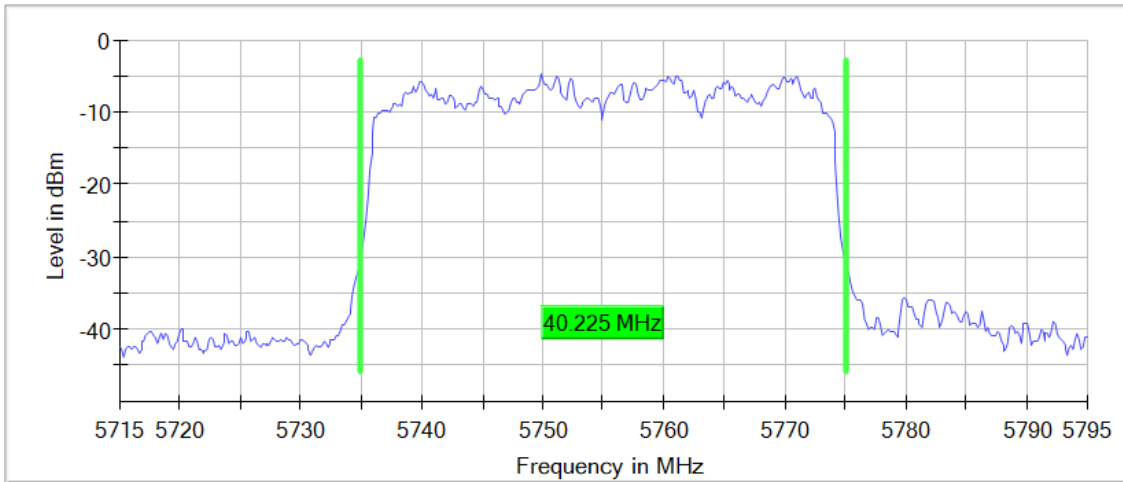


Date: 14.NOV.2022 20:48:06

Active Port = 1+2, Frequency MHz = 5755.00000, Modulation = 802.11ax HE40 SS1 (OFDMA MCS9), Mode = MIMO CCD Mode 2x2, Number of Transmission Chains = 2

Images:

26 dB Bandwidth

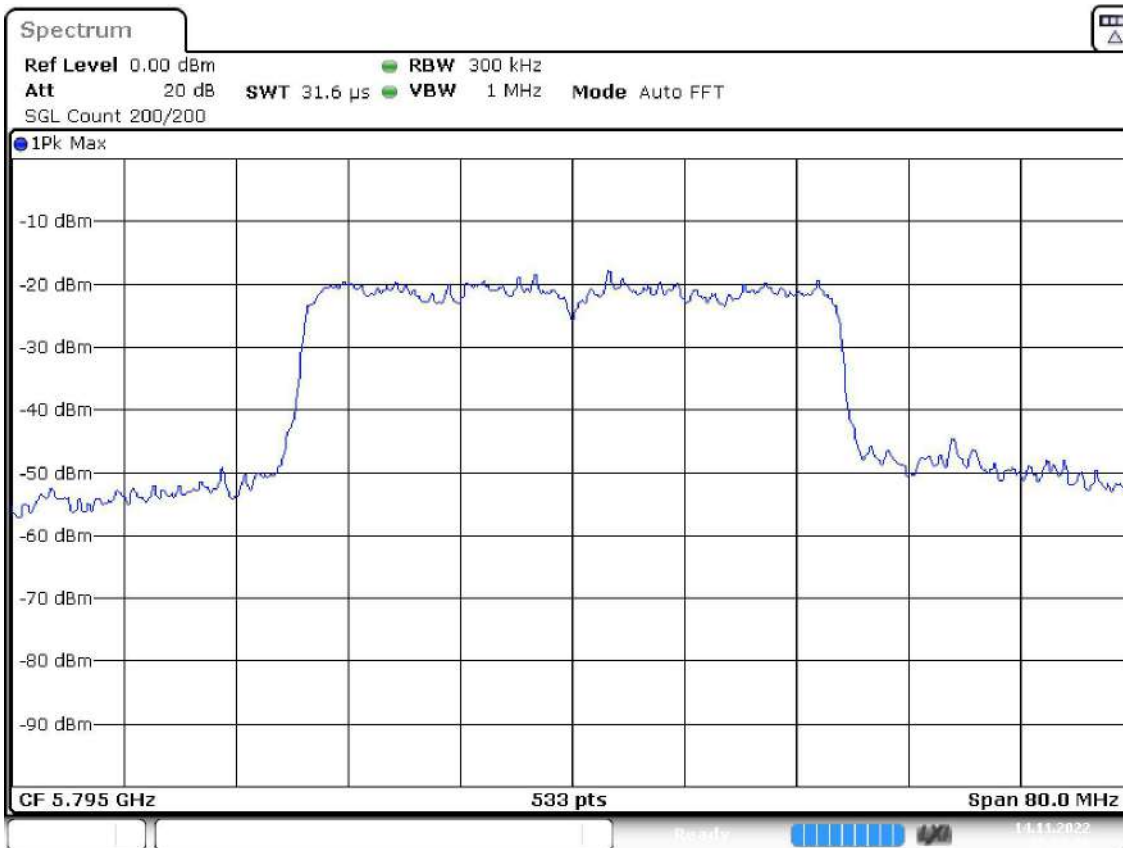
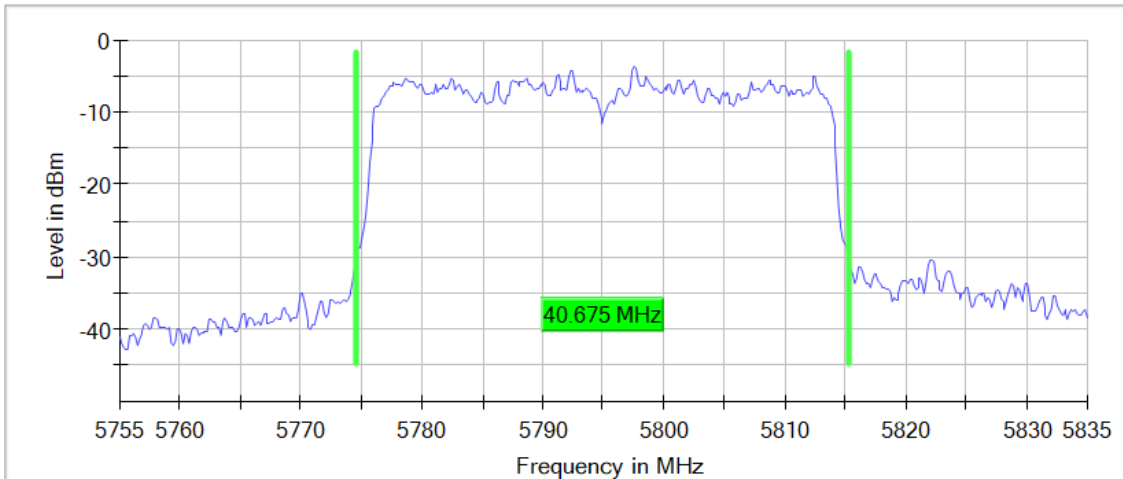


Date: 14.NOV.2022 21:34:46

Active Port = 1+2, Frequency MHz = 5795.00000, Modulation = 802.11ax HE40 SS1 (OFDMA MCS9), Mode = MIMO CCD Mode 2x2, Number of Transmission Chains = 2

Images:

26 dB Bandwidth



Date: 14.NOV.2022 22:03:07

Mode: MIMO CCD Mode 2x2

Modulation: 802.11ax HE80 SS1 (OFDMA MCS11)

Results

Port	Freq (MHz)	# of Tx Chains	6dB BW (MHz)
1+2	5210.00000	2	81.500
1+2	5290.00000	2	81.500
1+2	5530.00000	2	81.500
1+2	5610.00000	2	81.500
1+2	5775.00000	2	81.500

Verdict

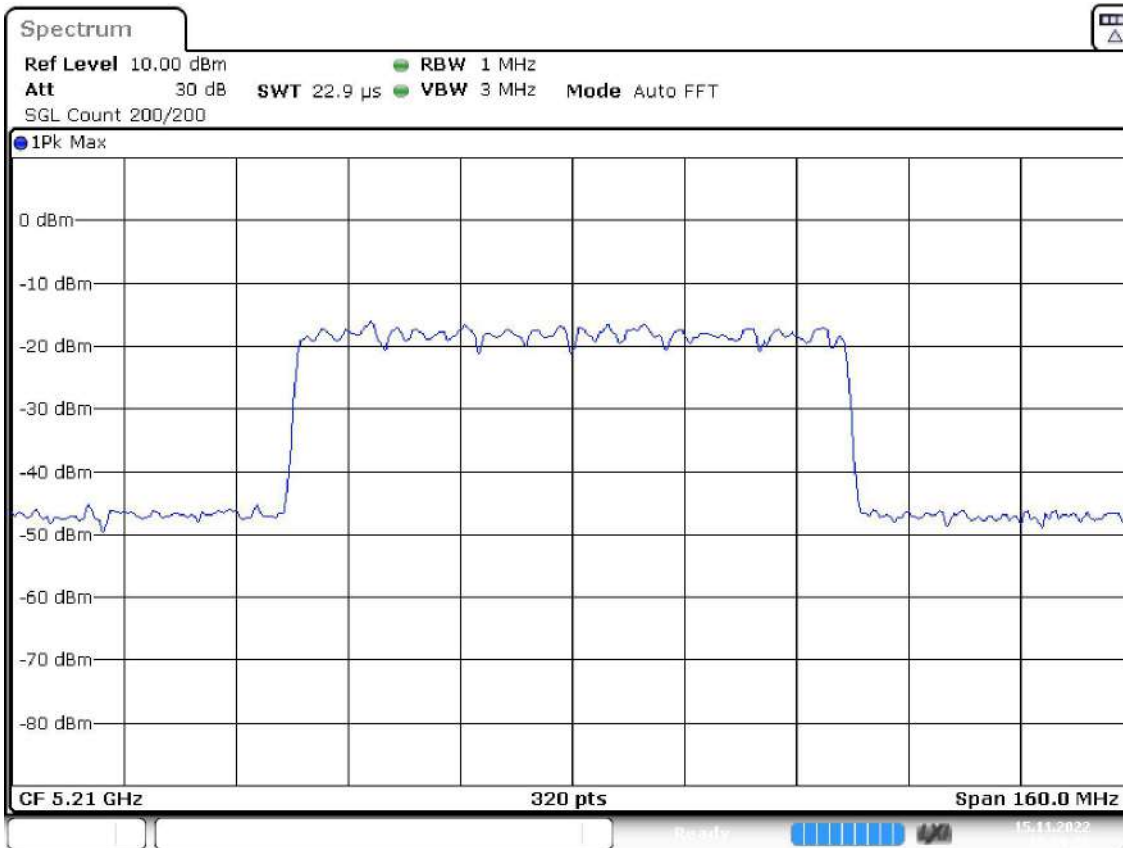
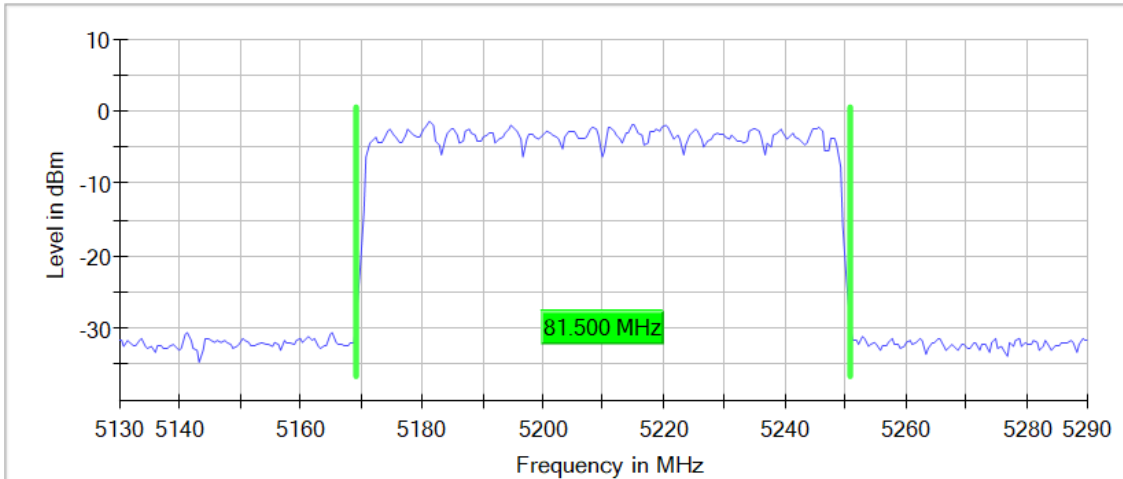
Pass

Attachments

Active Port = 1+2, Frequency MHz = 5210.00000, Modulation = 802.11ax HE80 SS1 (OFDMA MCS11), Mode = MIMO CCD Mode 2x2, Number of Transmission Chains = 2

Images:

26 dB Bandwidth

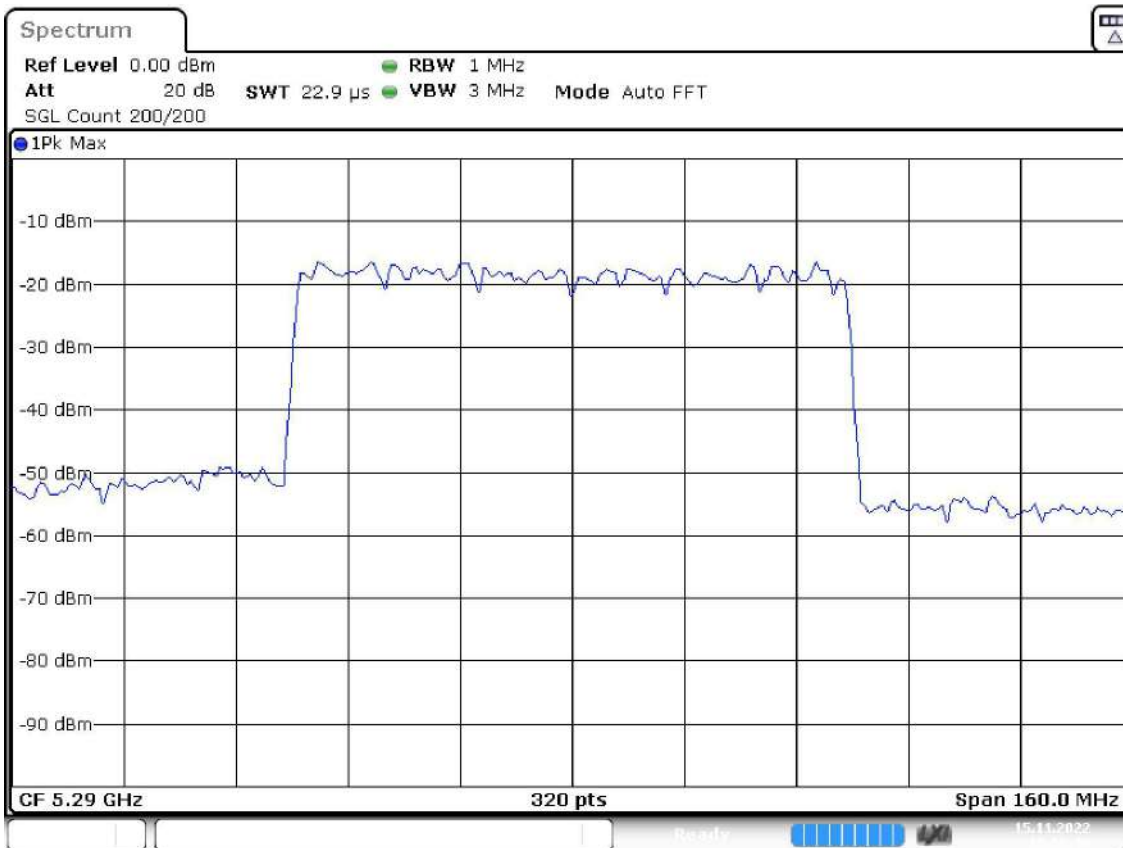
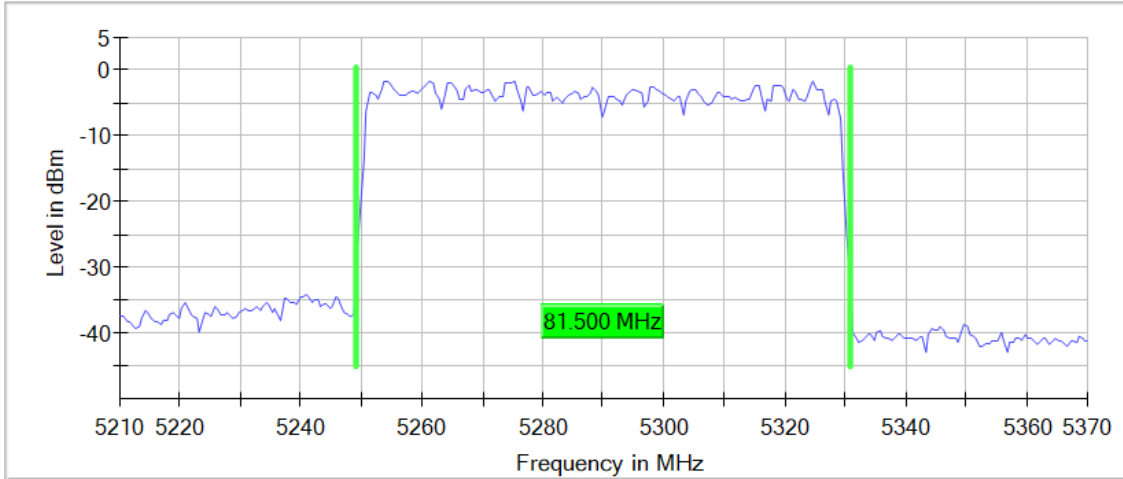


Date: 15.NOV.2022 10:09:37

Active Port = 1+2, Frequency MHz = 5290.00000, Modulation = 802.11ax HE80 SS1 (OFDMA MCS11), Mode = MIMO CCD Mode 2x2, Number of Transmission Chains = 2

Images:

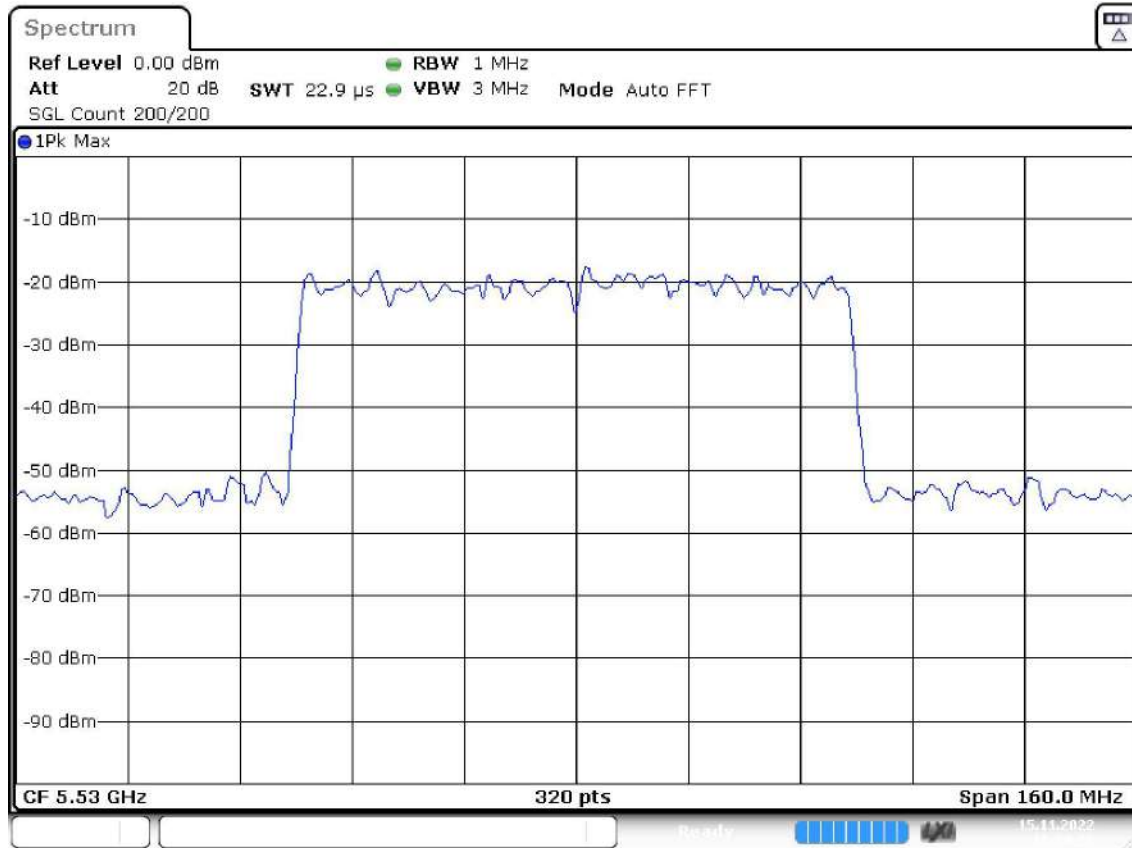
26 dB Bandwidth



Date: 15.NOV.2022 10:56:45

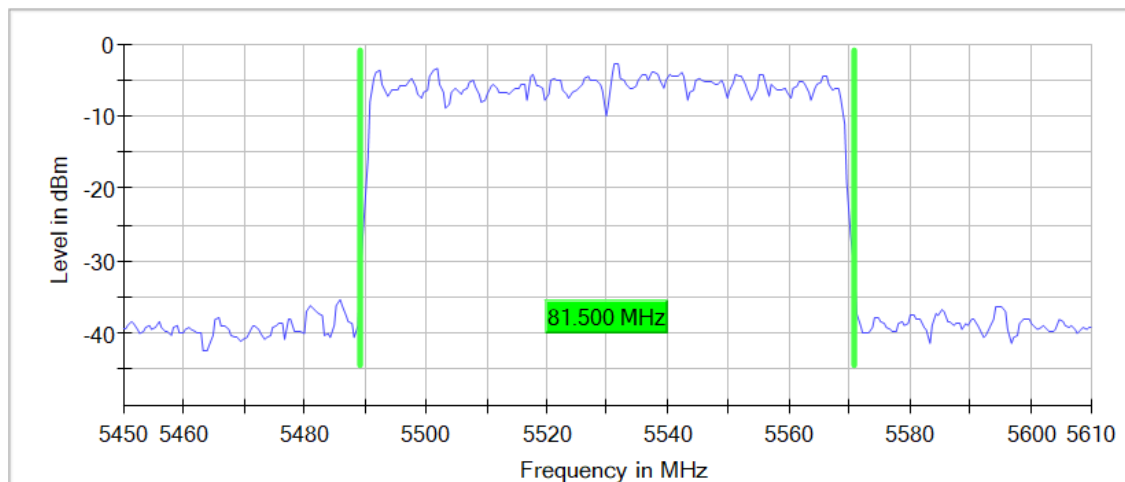
Active Port = 1+2, Frequency MHz = 5530.00000, Modulation = 802.11ax HE80 SS1 (OFDMA MCS11), Mode = MIMO CCD Mode 2x2, Number of Transmission Chains = 2

Images:



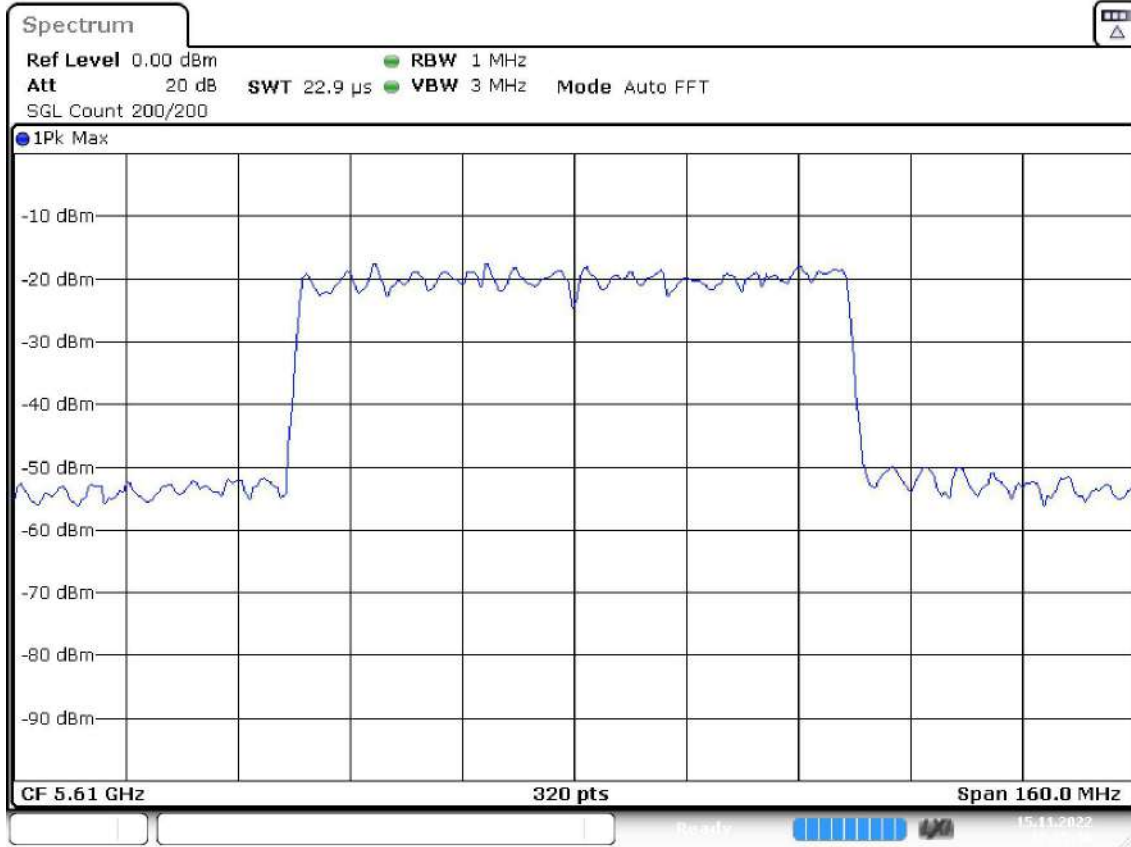
Date: 15.NOV.2022 11:34:36

26 dB Bandwidth



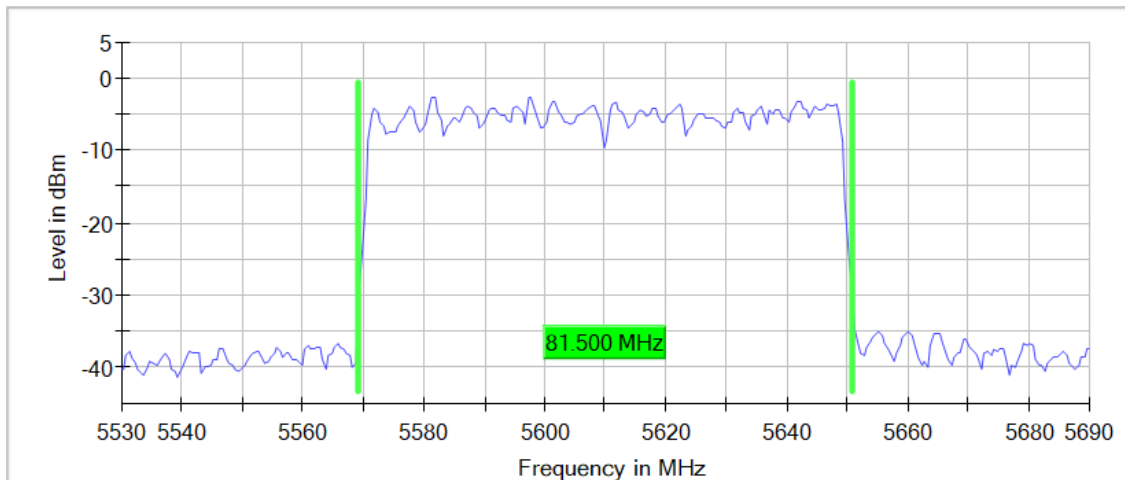
Active Port = 1+2, Frequency MHz = 5610.00000, Modulation = 802.11ax HE80 SS1 (OFDMA MCS11), Mode = MIMO CCD Mode 2x2, Number of Transmission Chains = 2

Images:



Date: 15.NOV.2022 12:05:48

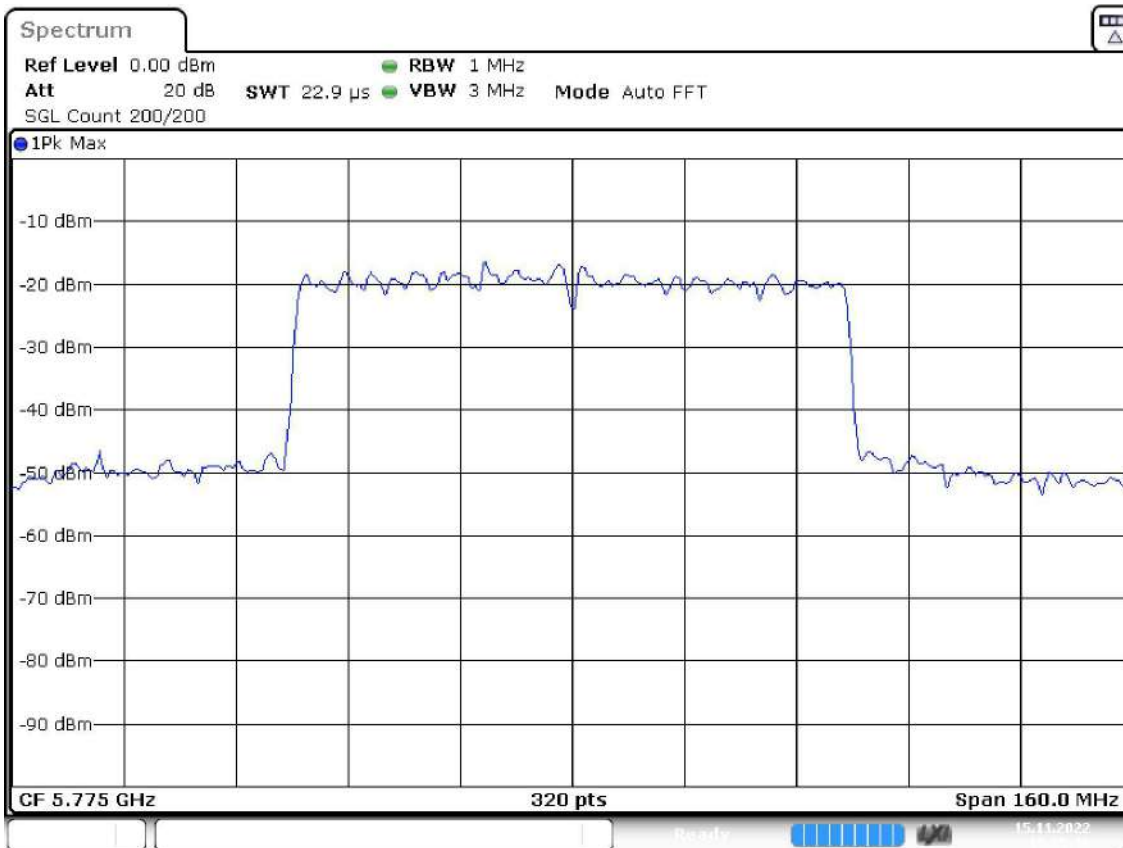
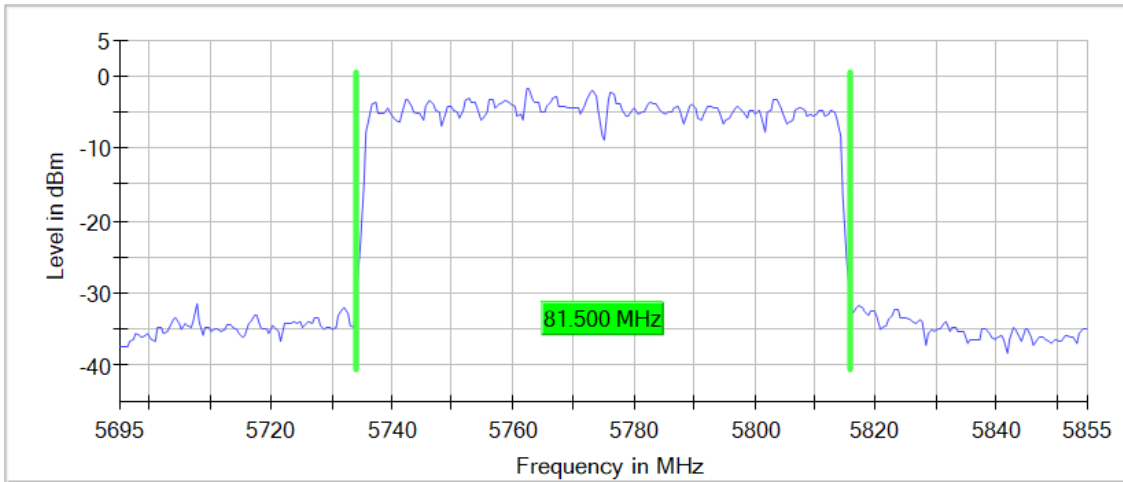
26 dB Bandwidth



Active Port = 1+2, Frequency MHz = 5775.00000, Modulation = 802.11ax HE80 SS1 (OFDMA MCS11), Mode = MIMO CCD Mode 2x2, Number of Transmission Chains = 2

Images:

26 dB Bandwidth



Date: 15.NOV.2022 13:05:46

TC#02 (ax mode beam forming)

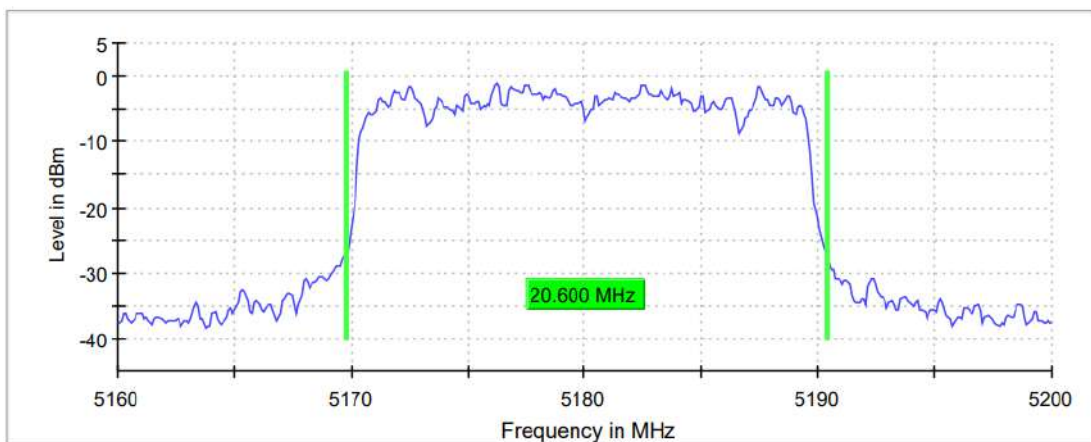
UNII-1

Bandwidth: 20 MHz

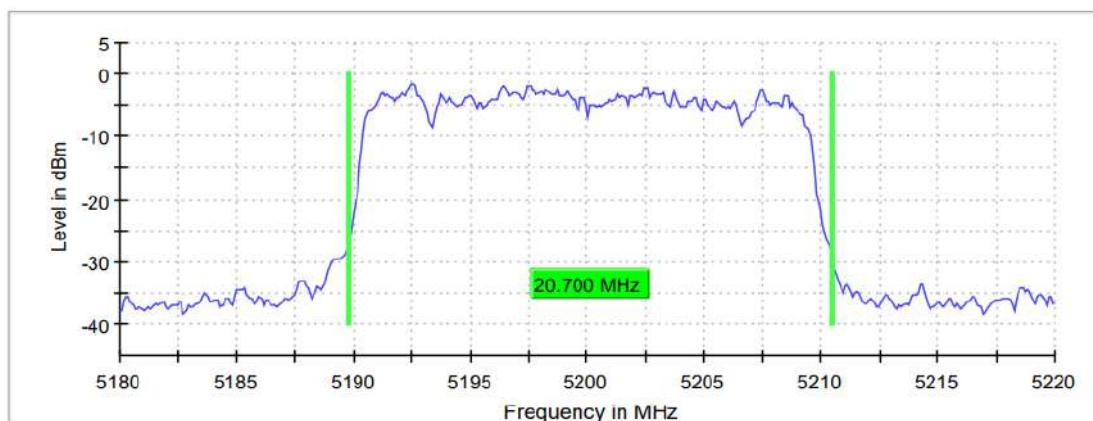
	Lowest frequency 5180 MHz	Middle frequency 5200 MHz	Highest frequency 5240 MHz
26dB bandwidth (MHz)	20.600	20.700	20.400

26 dB Bandwidth:

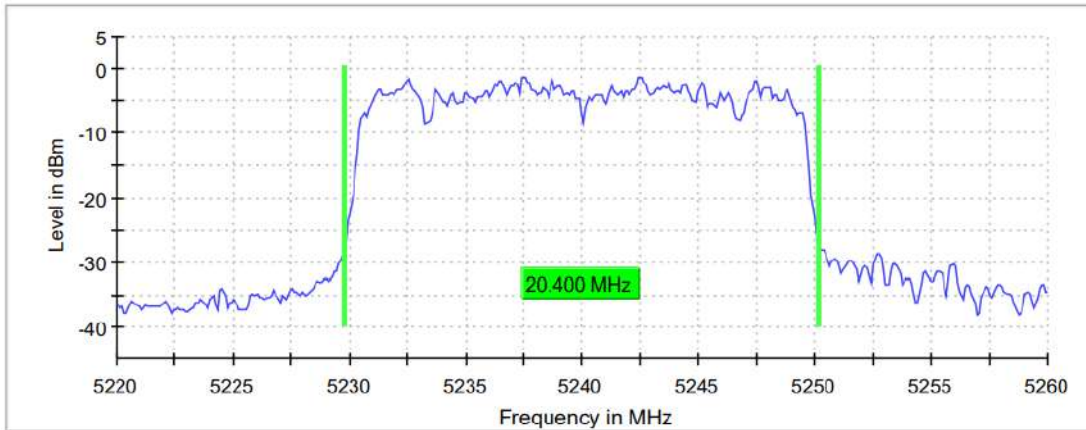
Lowest Channel



Middle Channel



Highest Channel



Measurement

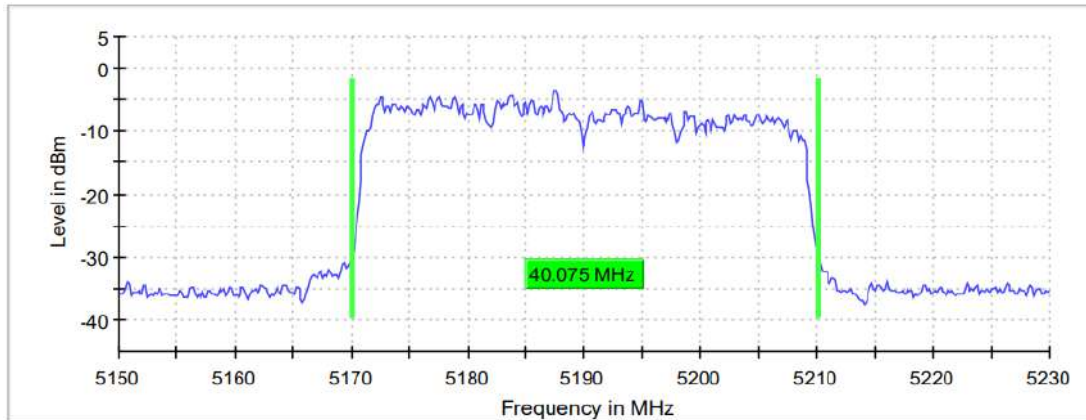
Setting	Instrument Value	Instrument Value	Instrument Value
Start Frequency	5.16000 GHz	5.18000 GHz	5.22000 GHz
Stop Frequency	5.20000 GHz	5.22000 GHz	5.26000 GHz
Span	40.000 MHz	40.000 MHz	40.000 MHz
RBW	200.000 kHz	200.000 kHz	200.000 kHz
VBW	1.000 MHz	1.000 MHz	1.000 MHz
Sweep Points	400	400	400
Sweep time	28.477 μ s	28.477 μ s	28.477 μ s
Reference Level	10.000 dBm	0.000 dBm	0.000 dBm
Attenuation	30.000 dB	20.000 dB	20.000 dB
Detector	Max Peak	Max Peak	Max Peak
Sweep Count	200	200	200
Filter	3 dB	3 dB	3 dB
Trace Mode	Max Hold	Max Hold	Max Hold
Sweep type	FFT	FFT	FFT
Preamp	off	off	off
Stable mode	Trace	Trace	Trace
Stable value	0.30 dB	0.30 dB	0.30 dB
Run	31 / max. 150	56 / max. 150	61 / max. 150
Stable	5 / 5	5 / 5	5 / 5
Max Stable Difference	0.00 dB	0.24 dB	0.00 dB

Bandwidth: 40 MHz

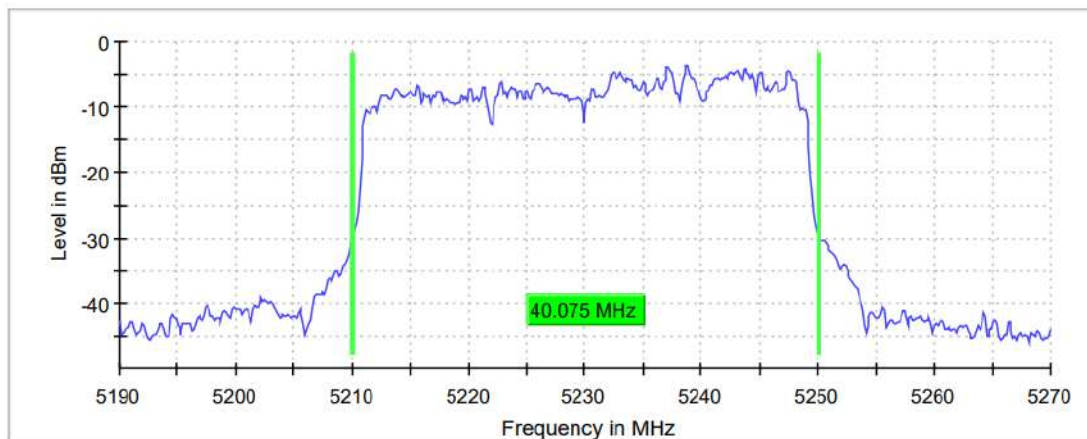
	Lowest frequency 5190 MHz	Highest frequency 5230 MHz
26dB bandwidth (MHz)	40.075	40.075

26 dB Bandwidth

Lowest Channel



Highest Channel



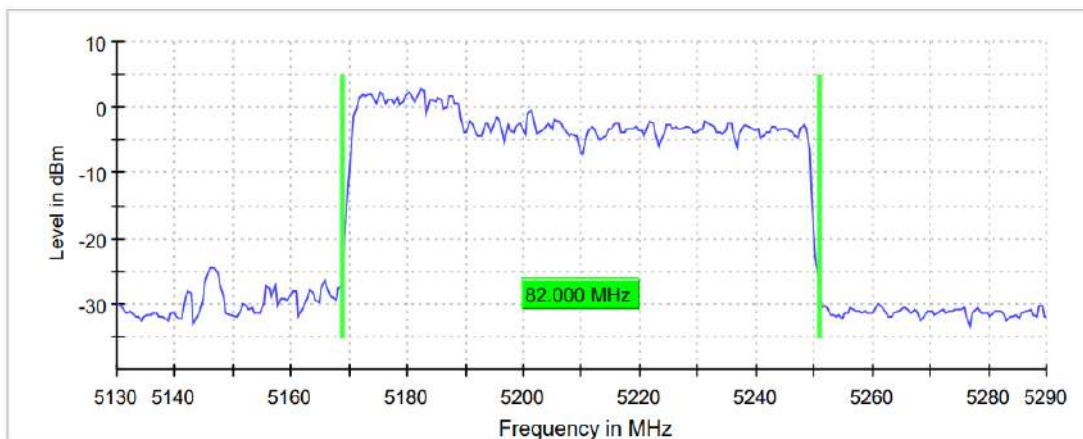
Measurement

Setting	Instrument Value	Instrument Value
Start Frequency	5.15000 GHz	5.19000 GHz
Stop Frequency	5.23000 GHz	5.27000 GHz
Span	80.000 MHz	80.000 MHz
RBW	300.000 kHz	300.000 kHz
VBW	1.000 MHz	1.000 MHz
Sweep Points	533	533
Sweep time	31.621 μ s	31.621 μ s
Reference Level	10.000 dBm	0.000 dBm
Attenuation	30.000 dB	20.000 dB
Detector	Max Peak	Max Peak
Sweep Count	200	200
Filter	3 dB	3 dB
Trace Mode	Max Hold	Max Hold
Sweep type	FFT	FFT
Preamp	off	off
Stable mode	Trace	Trace
Stable value	0.30 dB	0.30 dB
Run	59 / max. 150	102 / max. 150
Stable	5 / 5	5 / 5
Max Stable Difference	0.00 dB	0.00dB

Bandwidth: 80 MHz

	Lowest frequency 5210 MHz
26dB bandwidth (MHz)	82.000

**26 dB Bandwidth
 Lowest Channel**



Measurement

Setting	Instrument Value
Start Frequency	5.13000 GHz
Stop Frequency	5.29000 GHz
Span	160.000 MHz
RBW	1.000 MHz
VBW	3.000 MHz
Sweep Points	320
Sweep time	22.875 μ s
Reference Level	10.000 dBm
Attenuation	30.000 dB
Detector	Max Peak
Sweep Count	200
Filter	3 dB
Trace Mode	Max Hold
Sweep type	FFT
Preamp	off
Stable mode	Trace
Stable value	0.30 dB
Run	74 / max. 150
Stable	5 / 5
Max Stable Difference	0.00 dB

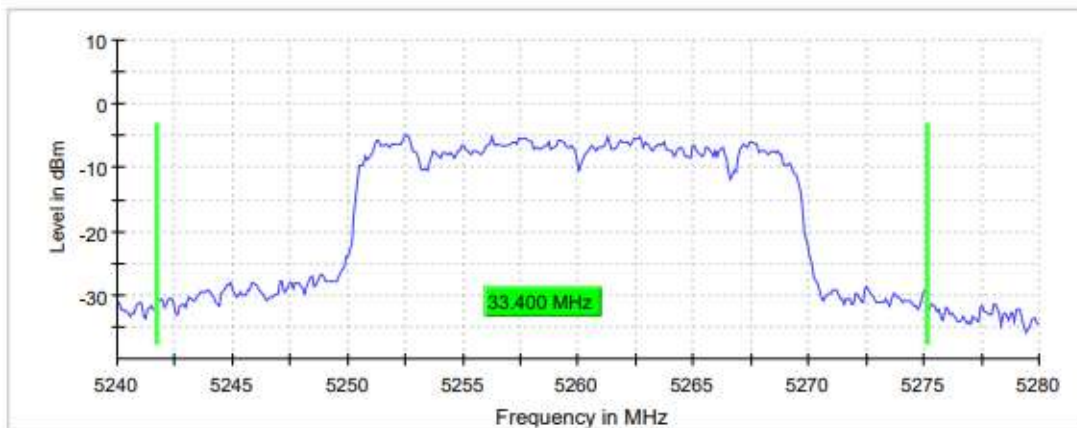
UNII-2A

Bandwidth: 20 MHz

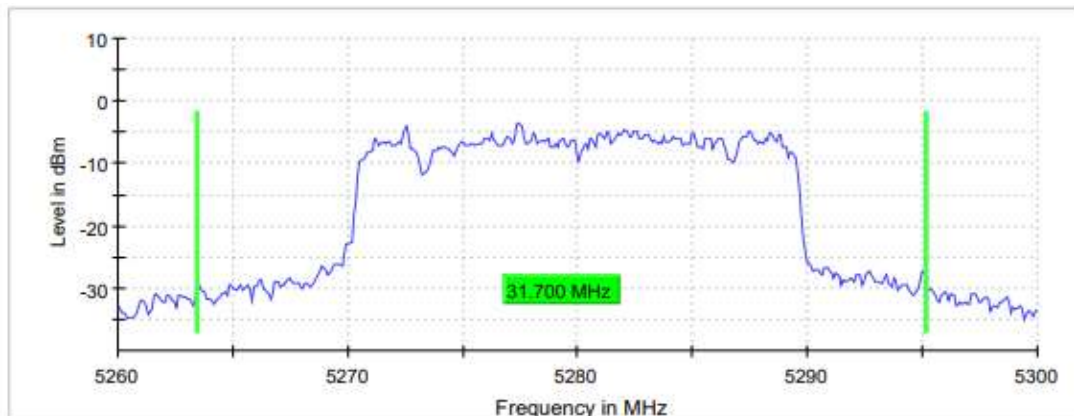
	Lowest frequency	Middle frequency	Highest frequency
	5260 MHz	5280 MHz	5320 MHz
26dB bandwidth (MHz)	33.400	31.700	34.700

26 dB Bandwidth:

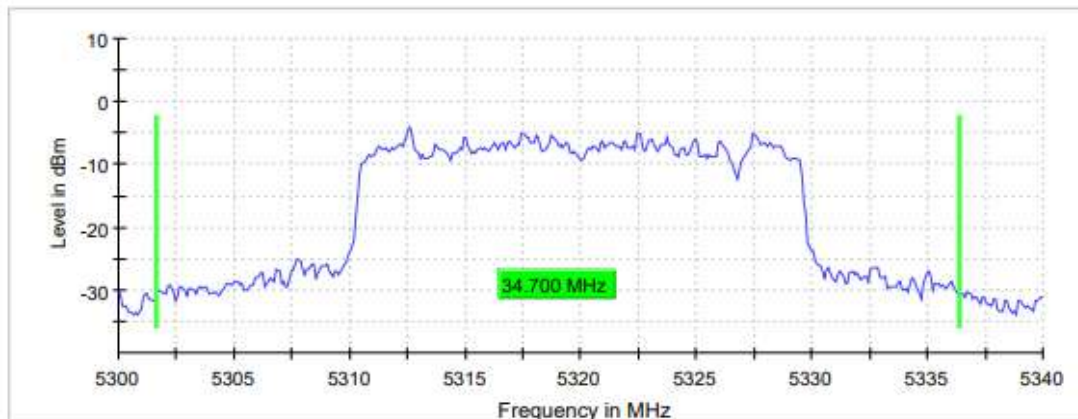
Lowest Channel



Middle Channel



Highest Channel



Measurement

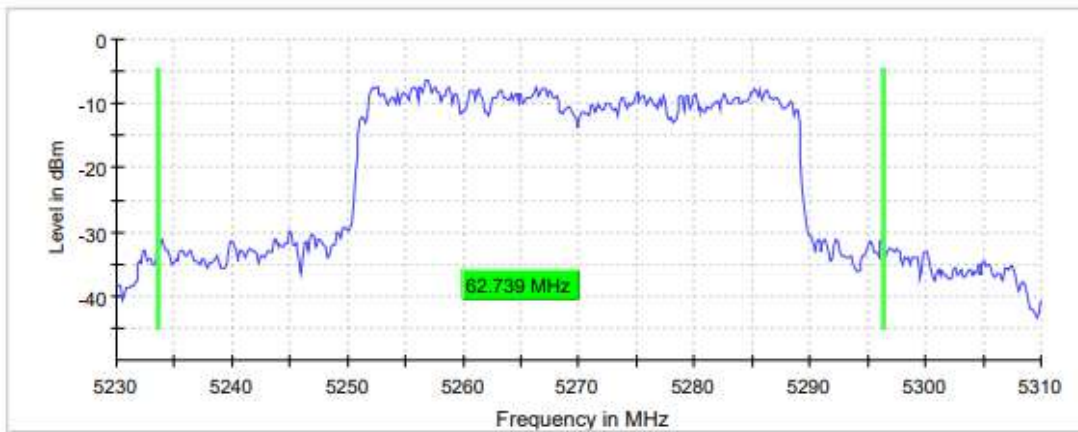
Setting	Instrument Value	Instrument Value	Instrument Value
Start Frequency	5.24000 GHz	5.26000 GHz	5.30000 GHz
Stop Frequency	5.28000 GHz	5.30000 GHz	5.34000 GHz
Span	40.000 MHz	40.000 MHz	40.000 MHz
RBW	200.000 kHz	200.000 kHz	200.000 kHz
VBW	1.000 MHz	1.000 MHz	1.000 MHz
Sweep Points	400	400	400
Sweep time	28.477 μ s	28.477 μ s	28.477 μ s
Reference Level	10.000 dBm	0.000 dBm	0.000 dBm
Attenuation	30.000 dB	20.000 dB	20.000 dB
Detector	Max Peak	Max Peak	Max Peak
Sweep Count	200	200	200
Filter	3 dB	3 dB	3 dB
Trace Mode	Max Hold	Max Hold	Max Hold
Sweep type	FFT	FFT	FFT
Preamplifier	off	off	off
Stable mode	Trace	Trace	Trace
Stable value	0.30 dB	0.30 dB	0.30 dB
Run	31 / max. 150	56 / max. 150	61 / max. 150
Stable	5 / 5	5 / 5	5 / 5
Max Stable Difference	0.00 dB	0.24 dB	0.00 dB

Bandwidth: 40 MHz

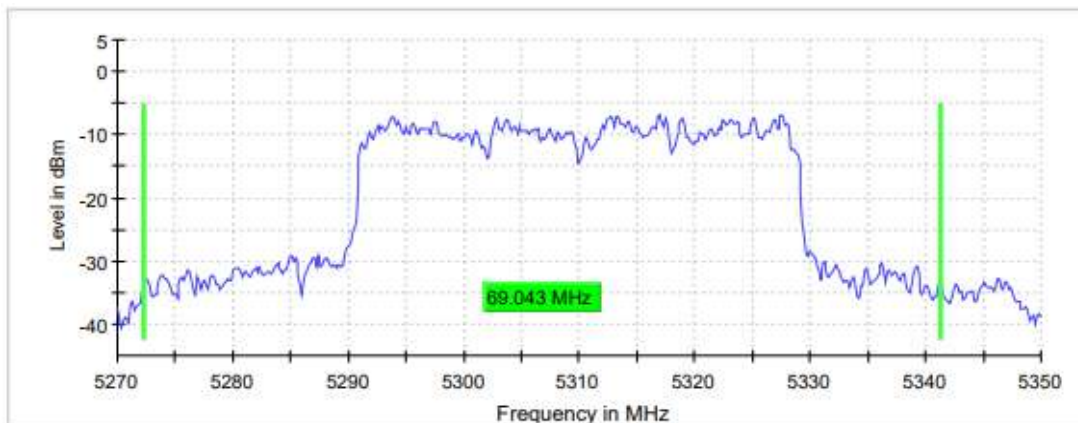
	Lowest frequency 5270 MHz	Highest frequency 5310 MHz
26dB bandwidth (MHz)	62.739	69.043

26 dB Bandwidth

Lowest Channel



Highest Channel



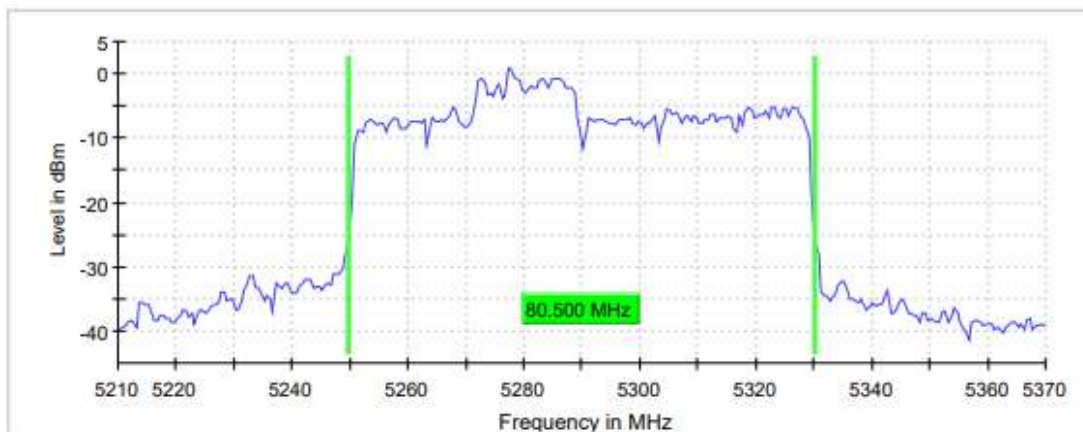
Measurement

Setting	Instrument Value	Instrument Value
Start Frequency	5.23000 GHz	5.27000 GHz
Stop Frequency	5.31000 GHz	5.35000 GHz
Span	80.000 MHz	80.000 MHz
RBW	300.000 kHz	300.000 kHz
VBW	1.000 MHz	1.000 MHz
Sweep Points	533	533
Sweep time	31.621 μ s	31.621 μ s
Reference Level	10.000 dBm	0.000 dBm
Attenuation	30.000 dB	20.000 dB
Detector	Max Peak	Max Peak
Sweep Count	200	200
Filter	3 dB	3 dB
Trace Mode	Max Hold	Max Hold
Sweep type	FFT	FFT
Preamp	off	off
Stable mode	Trace	Trace
Stable value	0.30 dB	0.30 dB
Run	59 / max. 150	102 / max. 150
Stable	5 / 5	5 / 5
Max Stable Difference	0.00 dB	0.00dB

Bandwidth: 80 MHz

	Lowest frequency 5210 MHz
26dB bandwidth (MHz)	80.500

**26 dB Bandwidth
Lowest Channel**



Measurement

Setting	Instrument Value
Start Frequency	5.21000 GHz
Stop Frequency	5.37000 GHz
Span	160.000 MHz
RBW	1.000 MHz
VBW	3.000 MHz
Sweep Points	320
Sweep time	22.875 μ s
Reference Level	10.000 dBm
Attenuation	30.000 dB
Detector	Max Peak
Sweep Count	200
Filter	3 dB
Trace Mode	Max Hold
Sweep type	FFT
Preamp	off
Stable mode	Trace
Stable value	0.30 dB
Run	74 / max. 150
Stable	5 / 5
Max Stable Difference	0.00 dB

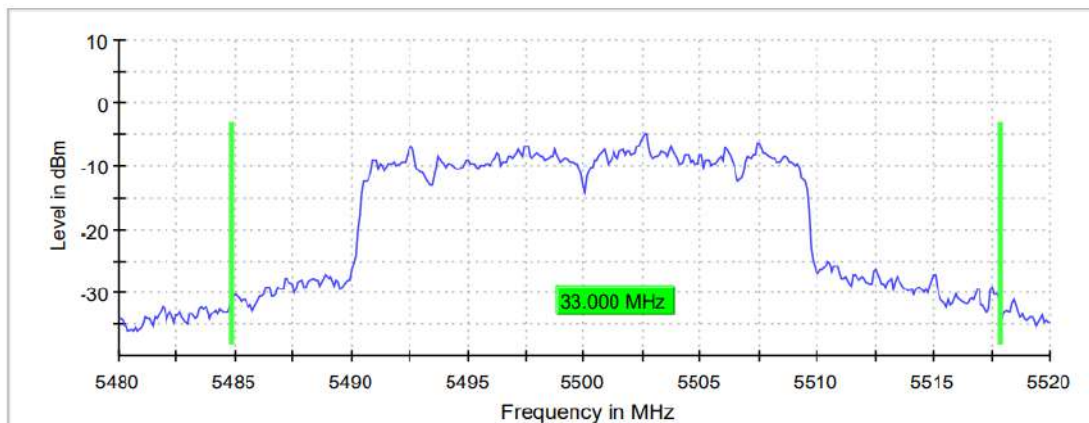
UNII-2C

Bandwidth: 20 MHz

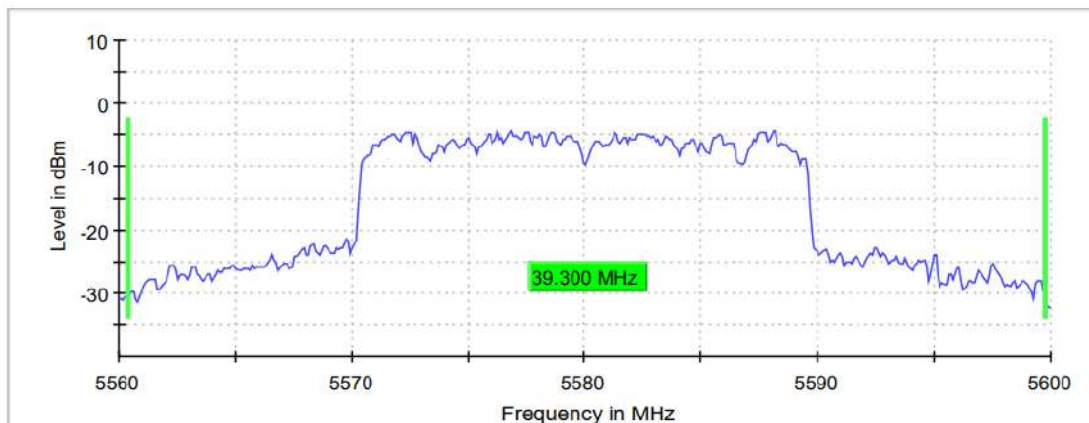
	Lowest frequency	Middle frequency	Highest frequency
	5500 MHz	5580 MHz	5700 MHz
26dB bandwidth (MHz)	33.000	39.300	20.900

26 dB Bandwidth:

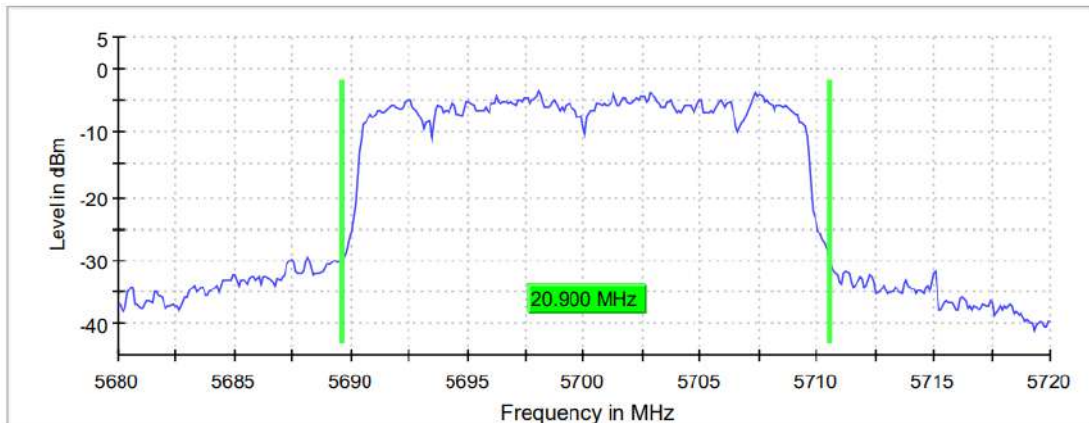
Lowest Channel



Middle Channel



Highest Channel



Measurement

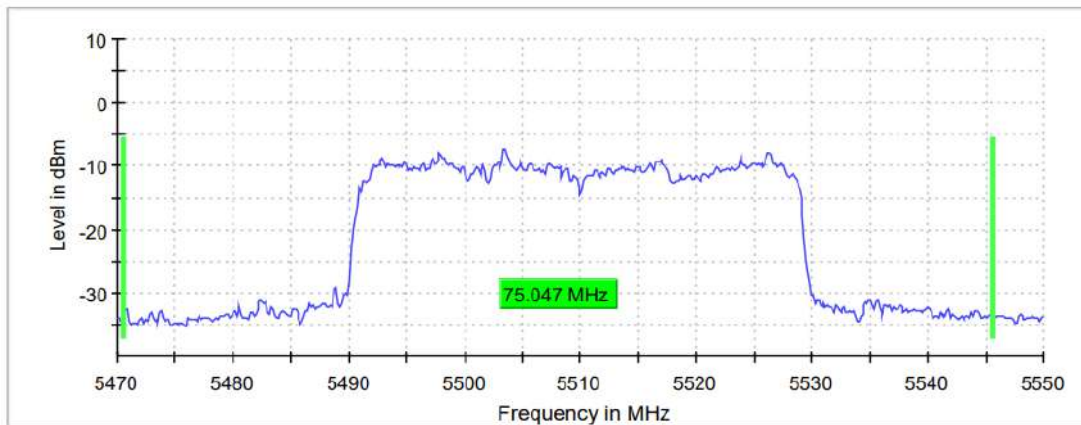
Setting	Instrument Value	Instrument Value	Instrument Value
Start Frequency	5.48000 GHz	5.56000 GHz	5.68000 GHz
Stop Frequency	5.52000 GHz	5.60000 GHz	5.72000 GHz
Span	40.000 MHz	40.000 MHz	40.000 MHz
RBW	200.000 kHz	200.000 kHz	200.000 kHz
VBW	1.000 MHz	1.000 MHz	1.000 MHz
Sweep Points	400	400	400
Sweep time	28.477 μ s	28.477 μ s	28.477 μ s
Reference Level	10.000 dBm	0.000 dBm	0.000 dBm
Attenuation	30.000 dB	20.000 dB	20.000 dB
Detector	Max Peak	Max Peak	Max Peak
Sweep Count	200	200	200
Filter	3 dB	3 dB	3 dB
Trace Mode	Max Hold	Max Hold	Max Hold
Sweep type	FFT	FFT	FFT
Preamp	off	off	off
Stable mode	Trace	Trace	Trace
Stable value	0.30 dB	0.30 dB	0.30 dB
Run	68 / max. 150	90 / max. 150	93 / max. 150
Stable	5 / 5	5 / 5	5 / 5
Max Stable Difference	0.00 dB	0.00 dB	0.29 dB

Bandwidth: 40 MHz

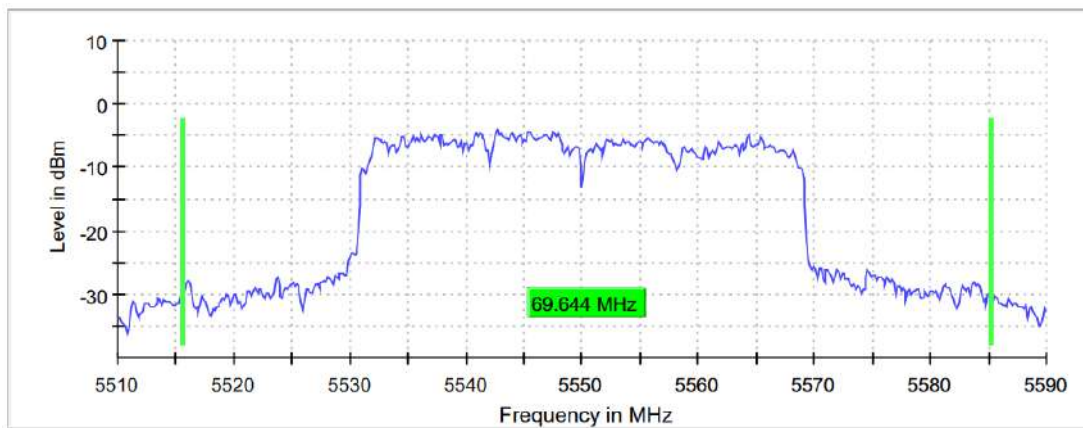
	Lowest frequency 5510 MHz	Middle frequency 5550 MHz	Highest frequency 5670 MHz
26dB bandwidth (MHz)	75.047	69.644	40.976

26 dB Bandwidth

Lowest Channel



Middle Channel



Highest Channel



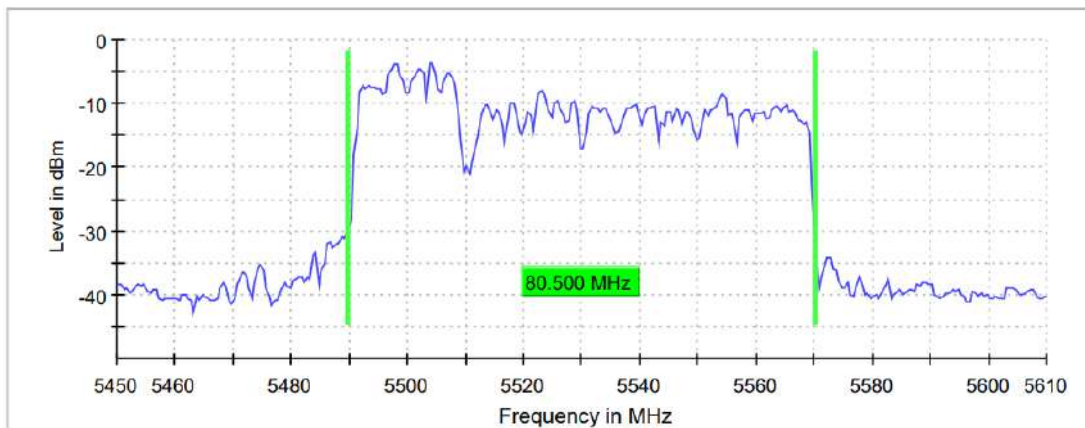
Measurement

Setting	Instrument Value	Instrument Value	Instrument Value
Start Frequency	5.47000 GHz	5.51000 GHz	5.63000 GHz
Stop Frequency	5.55000 GHz	5.59000 GHz	5.71000 GHz
Span	80.000 MHz	80.000 MHz	80.000 MHz
RBW	300.000 kHz	300.000 kHz	300.000 kHz
VBW	1.000 MHz	1.000 MHz	1.000 MHz
Sweep Points	533	400	533
Sweep time	31.621 μ s	31.621 μ s	31.621 μ s
Reference Level	10.000 dBm	10.000 dBm	10.000 dBm
Attenuation	30.000 dB	30.000 dB	30.000 dB
Detector	Max Peak	Max Peak	Max Peak
Sweep Count	200	200	200
Filter	3 dB	3 dB	3 dB
Trace Mode	Max Hold	Max Hold	Max Hold
Sweep type	FFT	FFT	FFT
Preamp	off	off	off
Stable mode	Trace	Trace	Trace
Stable value	0.30 dB	0.30 dB	0.30 dB
Run	113 / max. 150	71 / max. 150	76 / max. 150
Stable	5 / 5	5 / 5	5 / 5
Max Stable Difference	0.13 dB	0.09 dB	0.00dB

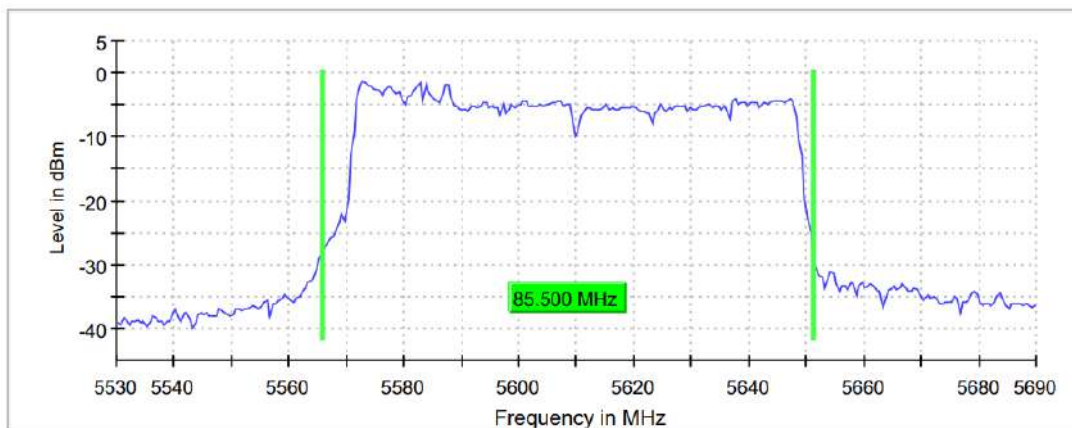
Bandwidth: 80 MHz

	Lowest frequency 5530 MHz	Highest frequency 5610 MHz
26dB bandwidth (MHz)	80.500	85.500

**26 dB Bandwidth
 Lowest Channel**



Highest Channel



Measurement

Setting	Instrument Value	Instrument Value
Start Frequency	5.45000 GH	5.53000 GHz
Stop Frequency	5.61000 GHz	5.69000 GHz
Span	160.000 MHz	160.000 MHz
RBW	1.000 MHz	1.000 MHz
VBW	3.000 MHz	3.000 MHz
Sweep Points	320	320
Sweep time	22.875 μ s	22.875 μ s
Reference Level	0.000 dBm	0.000 dBm
Attenuation	20.000 dB	20.000 dB
Detector	Max Peak	Max Peak
Sweep Count	200	200
Filter	3 dB	3 dB
Trace Mode	Max Hold	Max Hold
Sweep type	FFT	FFT
Preamp	off	off
Stable mode	Trace	Trace
Stable value	0.30 dB	0.30 dB
Run	30 / max. 150	90 / max. 150
Stable	5 / 5	5 / 5
Max Stable Difference	0.00 dB	0.00 dB

UNII-3

Bandwidth: 20 MHz

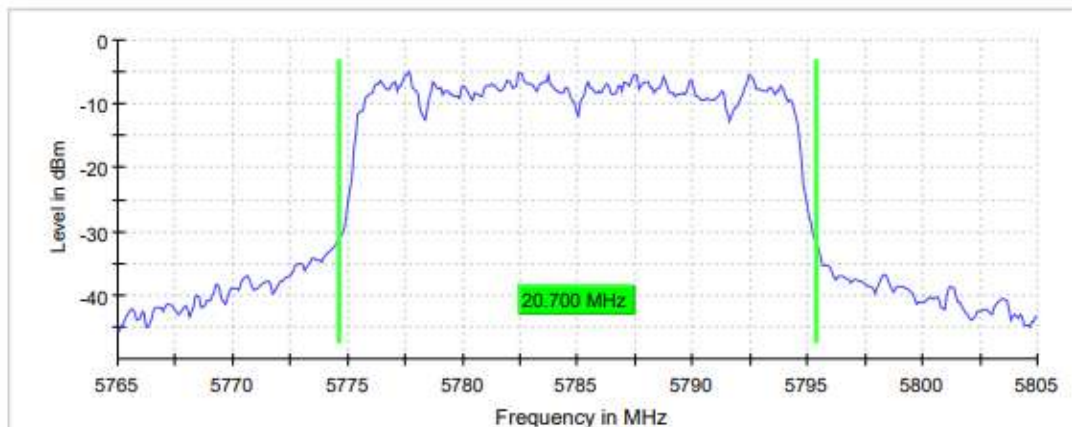
	Lowest frequency	Middle frequency	Highest frequency
	5745 MHz	5785 MHz	5825 MHz
26dB bandwidth (MHz)	20.600	20.700	20.600

26 dB Bandwidth:

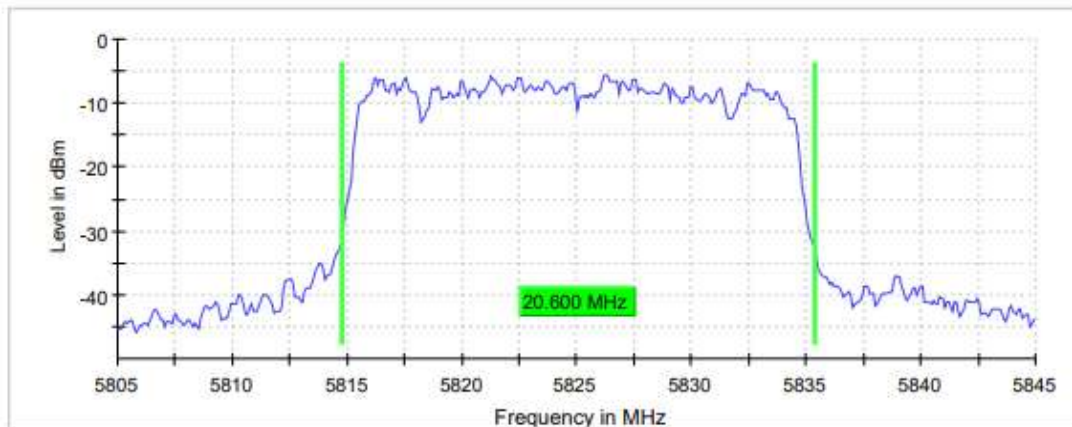
Lowest Channel



Middle Channel



Highest Channel



Measurement

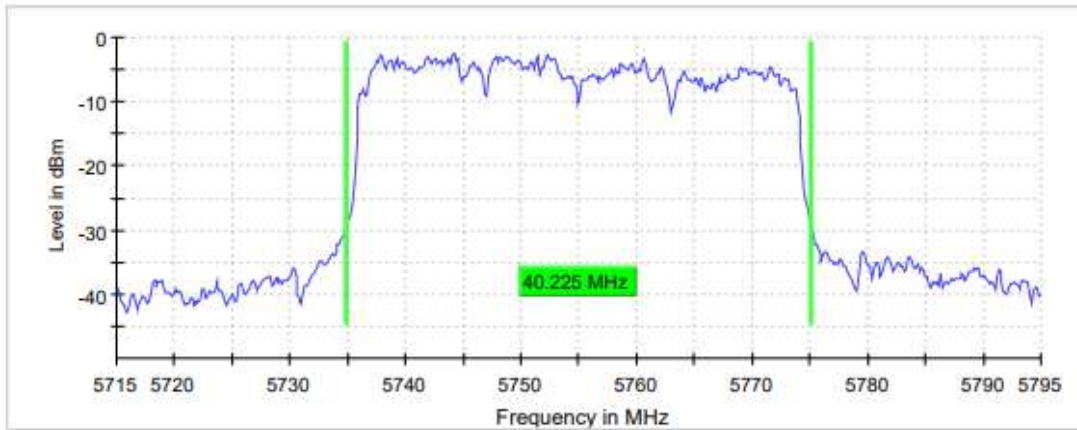
Setting	Instrument Value	Instrument Value	Instrument Value
Start Frequency	5.72500 GHz	5.76500 GHz	5.80500 GHz
Stop Frequency	5.76500 GHz	5.80500 GHz	5.84500 GHz
Span	40.000 MHz	40.000 MHz	40.000 MHz
RBW	200.000 kHz	200.000 kHz	200.000 kHz
VBW	1.000 MHz	1.000 MHz	1.000 MHz
Sweep Points	400	400	400
Sweep time	28.477 μ s	28.477 μ s	28.477 μ s
Reference Level	0.000 dBm	0.000 dBm	0.000 dBm
Attenuation	20.000 dB	20.000 dB	20.000 dB
Detector	Max Peak	Max Peak	Max Peak
Sweep Count	200	200	200
Filter	3 dB	3 dB	3 dB
Trace Mode	Max Hold	Max Hold	Max Hold
Sweep type	FFT	FFT	FFT
Preamp	off	off	off
Stable mode	Trace	Trace	Trace
Stable value	0.30 dB	0.30 dB	0.30 dB
Run	108 / max. 150	68 / max. 150	80 / max. 150
Stable	5 / 5	5 / 5	5 / 5
Max Stable Difference	0.00 dB	0.00 dB	0.07 dB

Bandwidth: 40 MHz

	Lowest frequency 5755 MHz	Highest frequency 5795 MHz
26dB bandwidth (MHz)	40.225	40.525

26 dB Bandwidth

Lowest Channel



Highest Channel



Measurement

Setting	Instrument Value	Instrument Value
Start Frequency	5.71500 GHz	5.75500 GHz
Stop Frequency	5.79500 GHz	5.83500 GHz
Span	80.000 MHz	80.000 MHz
RBW	300.000 kHz	300.000 kHz
VBW	1.000 MHz	1.000 MHz
Sweep Points	533	533
Sweep time	31.621 μ s	31.621 μ s
Reference Level	0.000 dBm	0.000 dBm
Attenuation	20.000 dB	20.000 dB
Detector	Max Peak	Max Peak
Sweep Count	200	200
Filter	3 dB	3 dB
Trace Mode	Max Hold	Max Hold
Sweep type	FFT	FFT
Preamp	off	off
Stable mode	Trace	Trace
Stable value	0.30 dB	0.30 dB
Run	74 / max. 150	97 / max. 150
Stable	5 / 5	5 / 5
Max Stable Difference	0.11 dB	0.25 dB

Bandwidth: 80 MHz

	Lowest frequency 5775 MHz
26dB bandwidth (MHz)	82.500
Occupied bandwidth (MHz)	77.000

**26 dB Bandwidth
 Lowest Channel**



Measurement

Setting	Instrument Value
Start Frequency	5.69000 GHz
Stop Frequency	5.85500 GHz
Span	160.000 MHz
RBW	1.000 MHz
VBW	3.000 MHz
Sweep Points	320
Sweep time	22.875 μ s
Reference Level	10.000 dBm
Attenuation	30.000 dB
Detector	Max Peak
Sweep Count	200
Filter	3 dB
Trace Mode	Max Hold
Sweep type	FFT
Preamp	off
Stable mode	Trace
Stable value	0.30 dB
Run	75 / max. 150
Stable	5 / 5
Max Stable Difference	0.04 dB