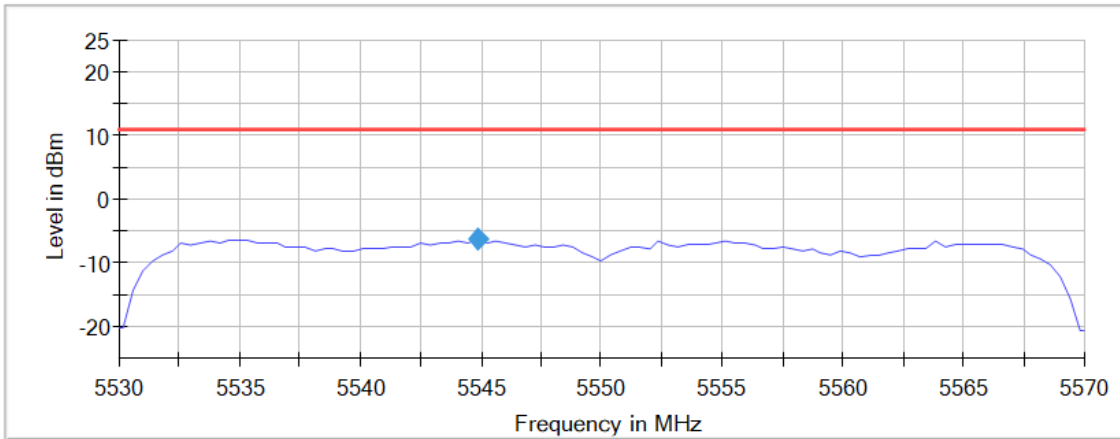


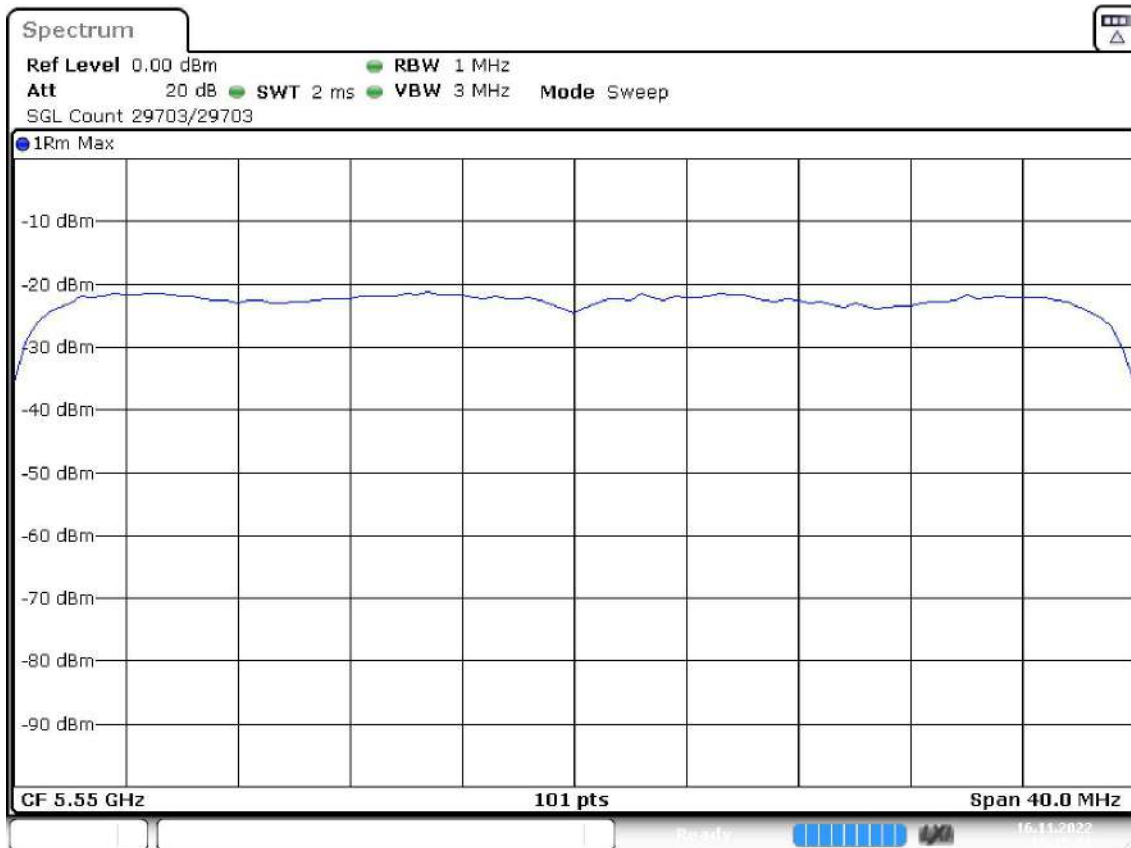
Active Port = 1, Frequency MHz = 5550.00000, Modulation = 802.11ax HE40 SS1 (OFDMA MCS9), Mode = SISO, Number of Transmission Chains = 1

Images:

Power Spectral Density (SA-3)



— Limit    — Sum Level    ◆ PSD

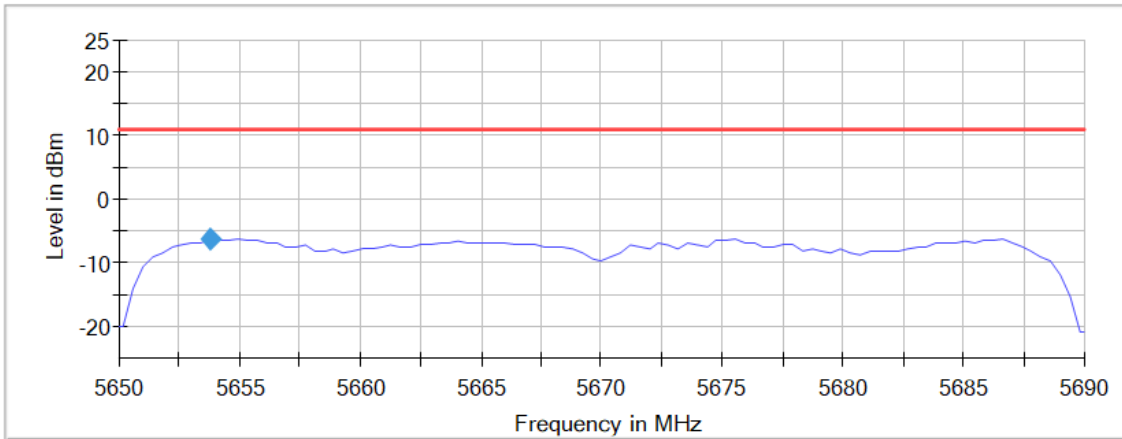


Date: 16.NOV.2022 10:15:01

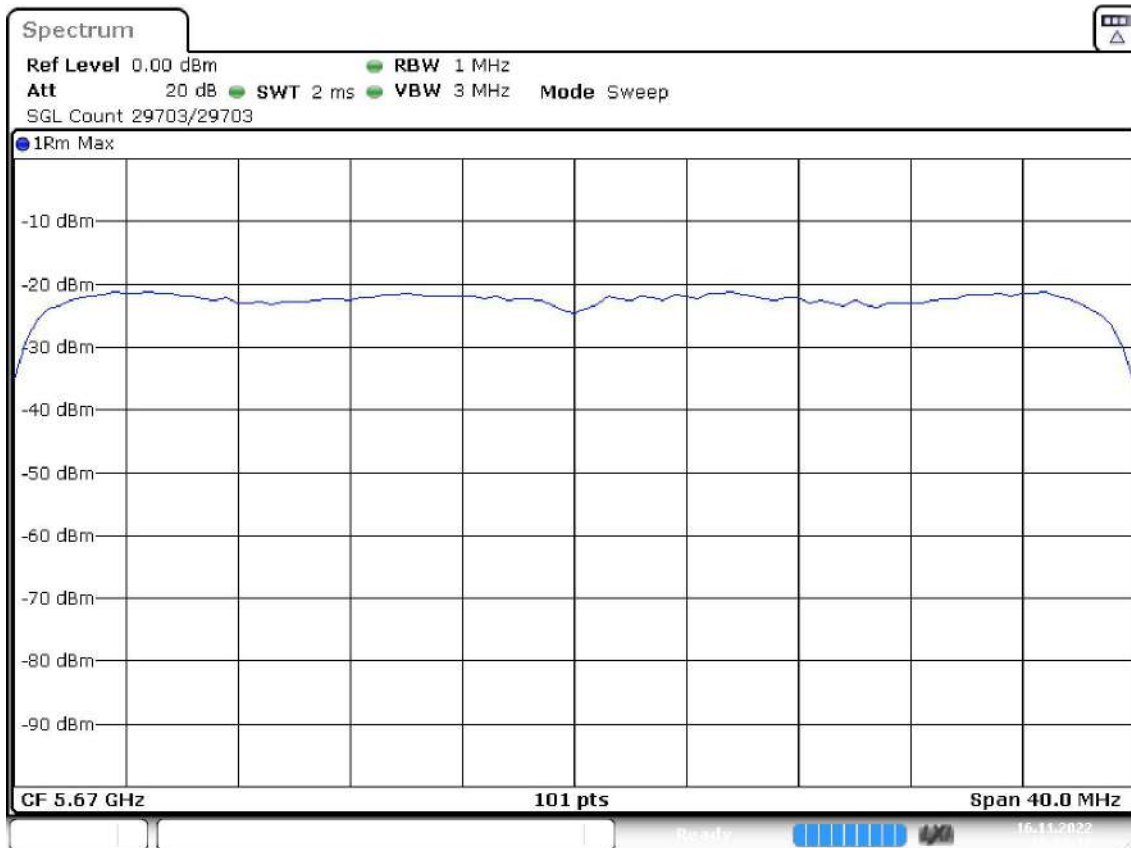
Active Port = 1, Frequency MHz = 5670.00000, Modulation = 802.11ax HE40 SS1 (OFDMA MCS9), Mode = SISO, Number of Transmission Chains = 1

Images:

Power Spectral Density (SA-3)



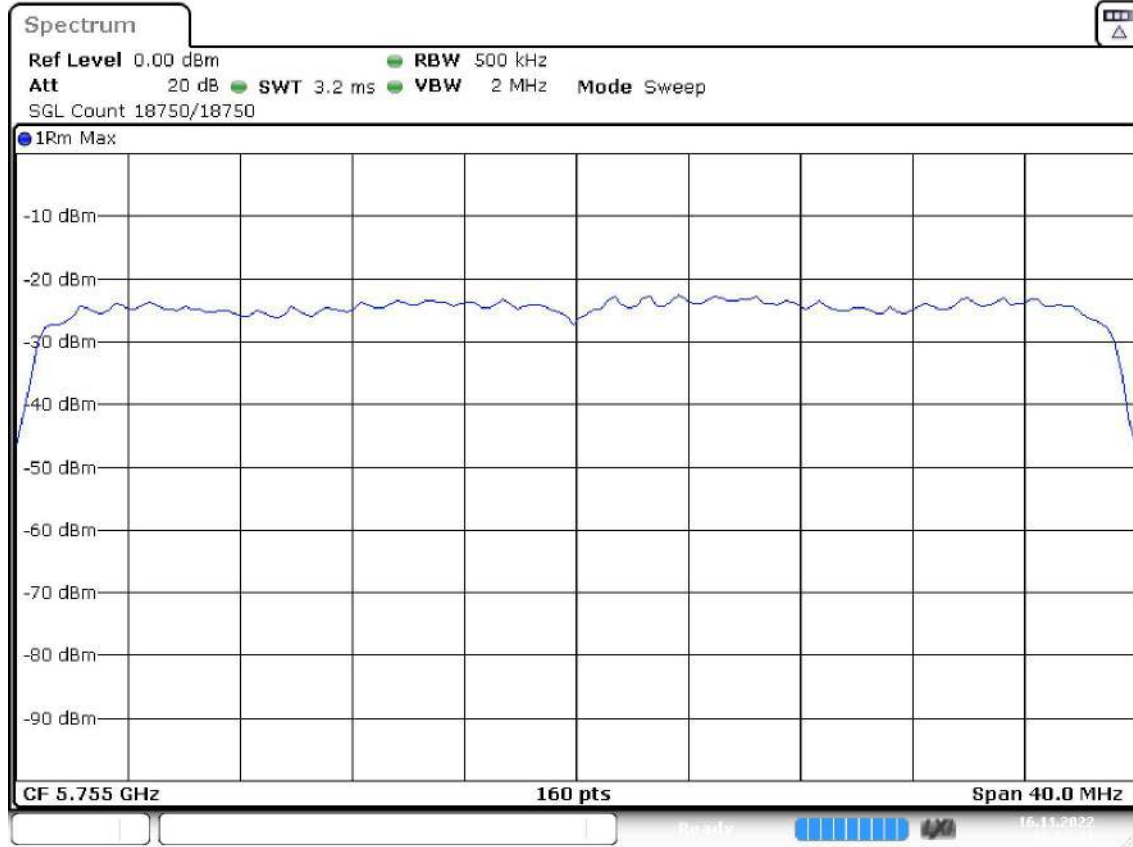
— Limit    — Sum Level    ◆ PSD



Date: 16.NOV.2022 10:28:17

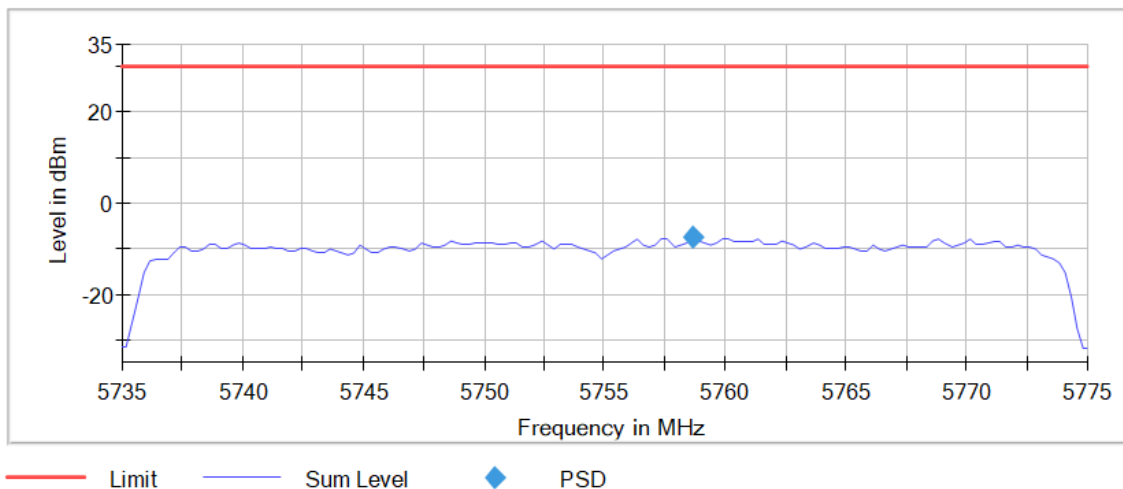
Active Port = 1, Frequency MHz = 5755.00000, Modulation = 802.11ax HE40 SS1 (OFDMA MCS9), Mode = SISO, Number of Transmission Chains = 1

Images:



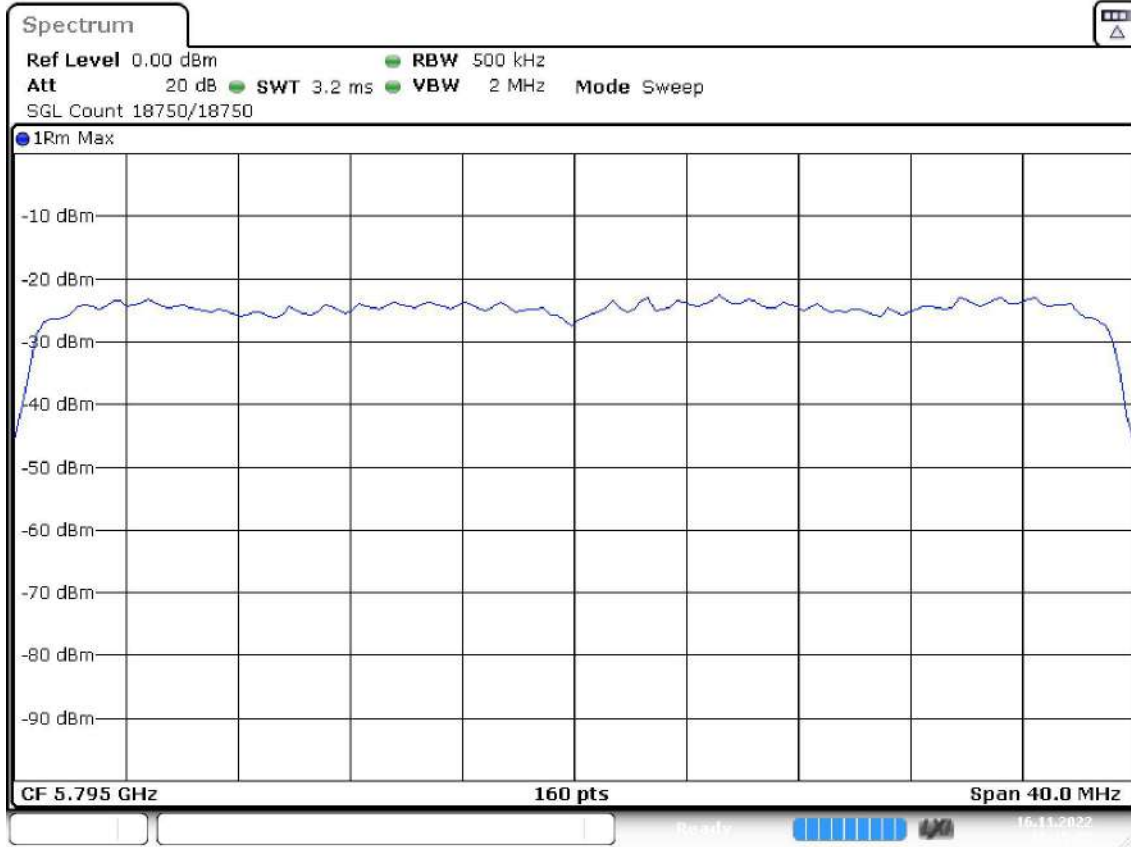
Date: 16.NOV.2022 10:53:01

Power Spectral Density (SA-3)



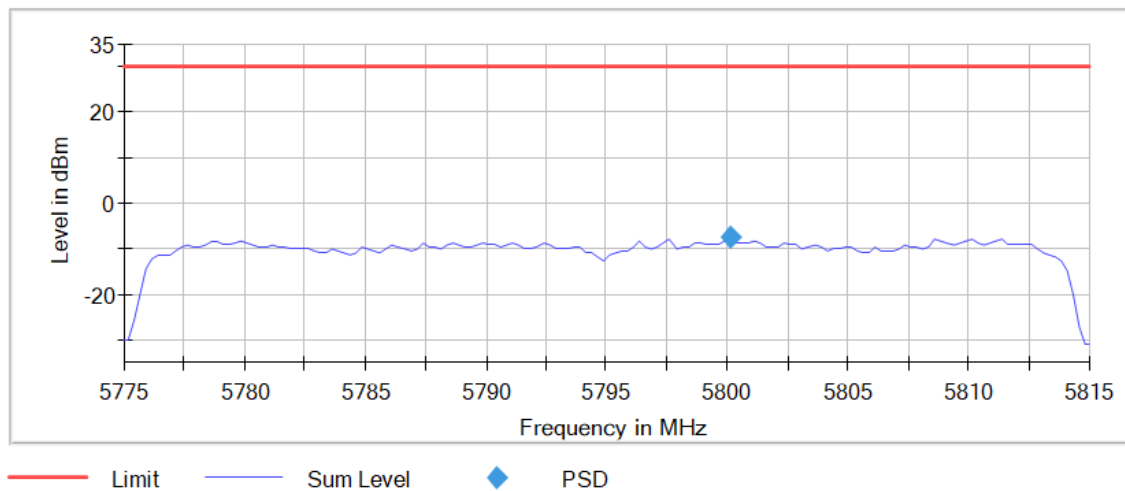
Active Port = 1, Frequency MHz = 5795.00000, Modulation = 802.11ax HE40 SS1 (OFDMA MCS9), Mode = SISO, Number of Transmission Chains = 1

Images:



Date: 16.NOV.2022 11:15:57

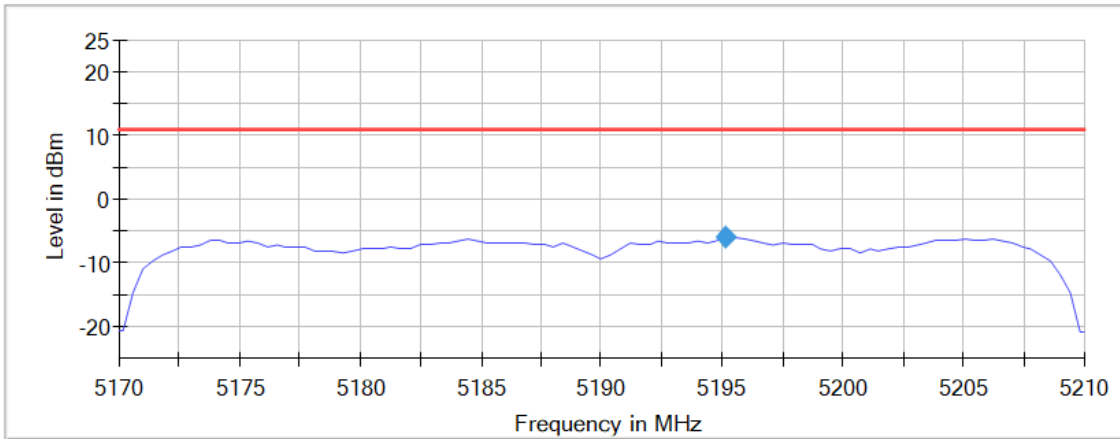
Power Spectral Density (SA-3)



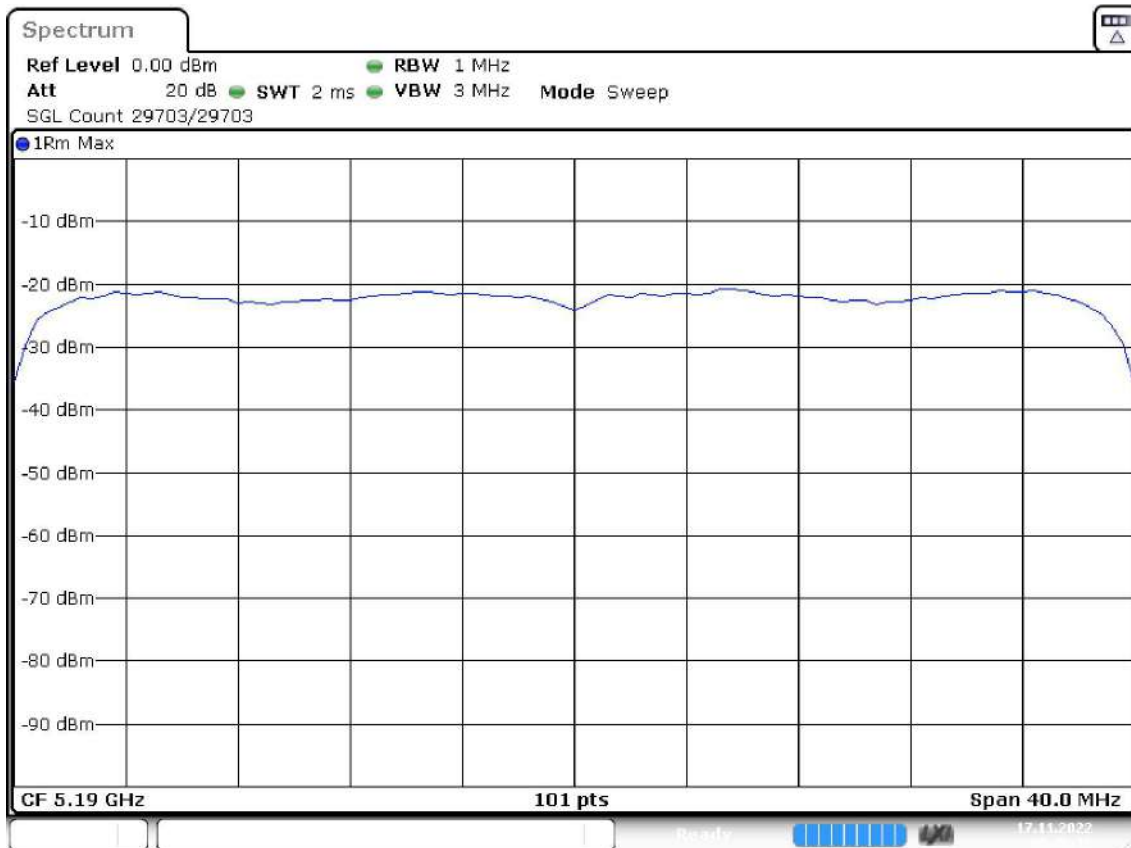
Active Port = 2, Frequency MHz = 5190.00000, Modulation = 802.11ax HE40 SS1 (OFDMA MCS9), Mode = SISO, Number of Transmission Chains = 1

Images:

Power Spectral Density (SA-3)



— Limit    — Sum Level    ◆ PSD

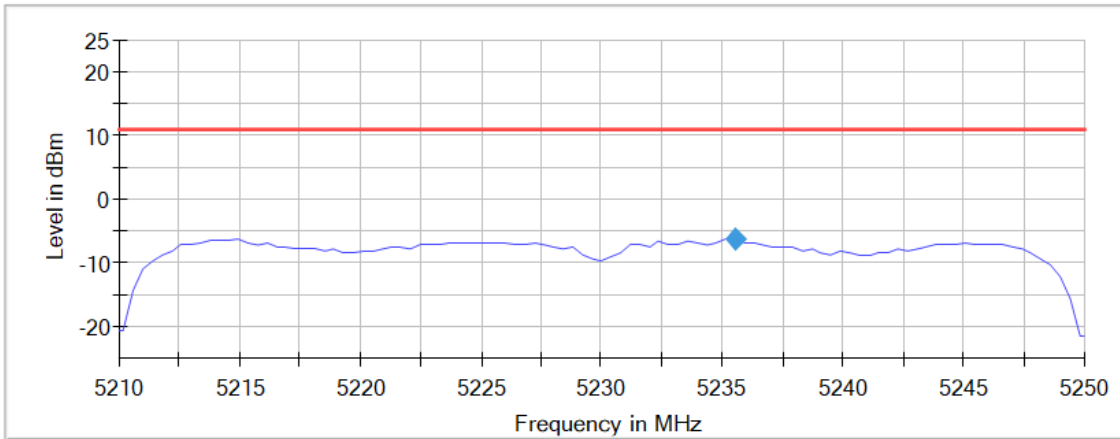


Date: 17.NOV.2022 09:46:12

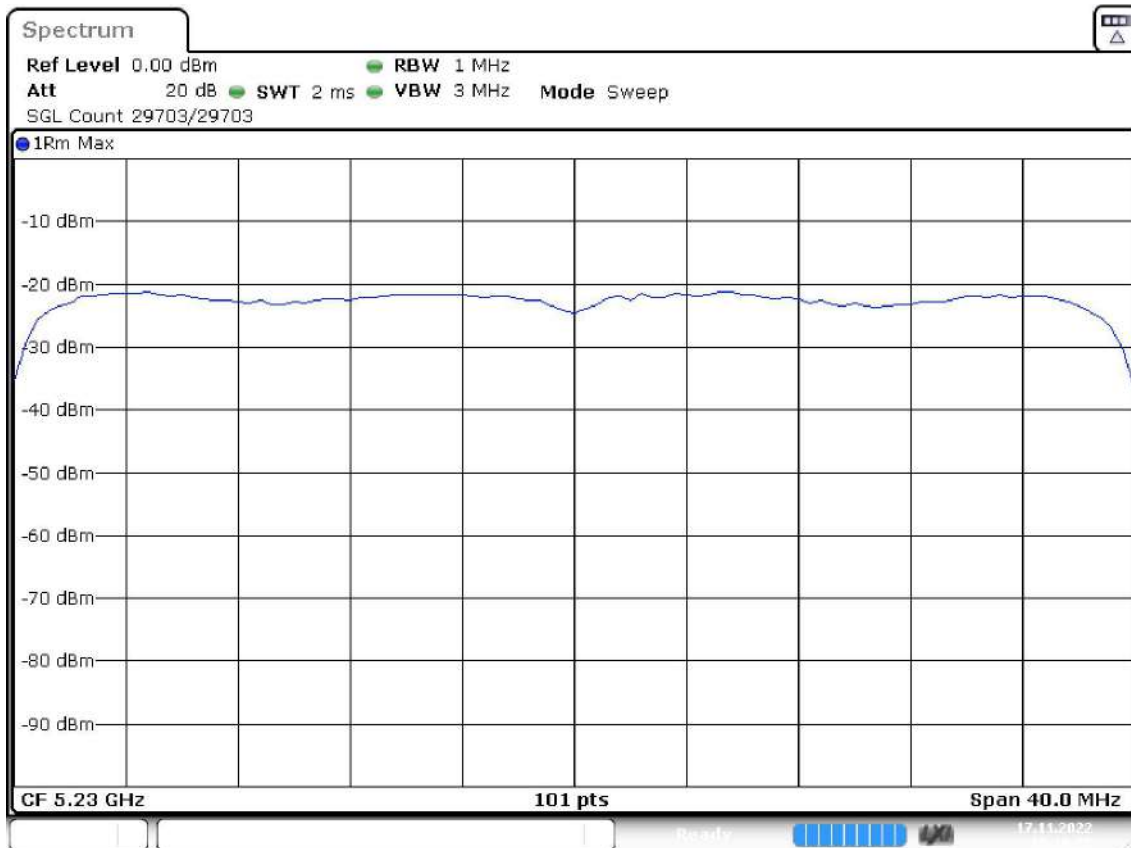
Active Port = 2, Frequency MHz = 5230.00000, Modulation = 802.11ax HE40 SS1 (OFDMA MCS9), Mode = SISO, Number of Transmission Chains = 1

Images:

Power Spectral Density (SA-3)



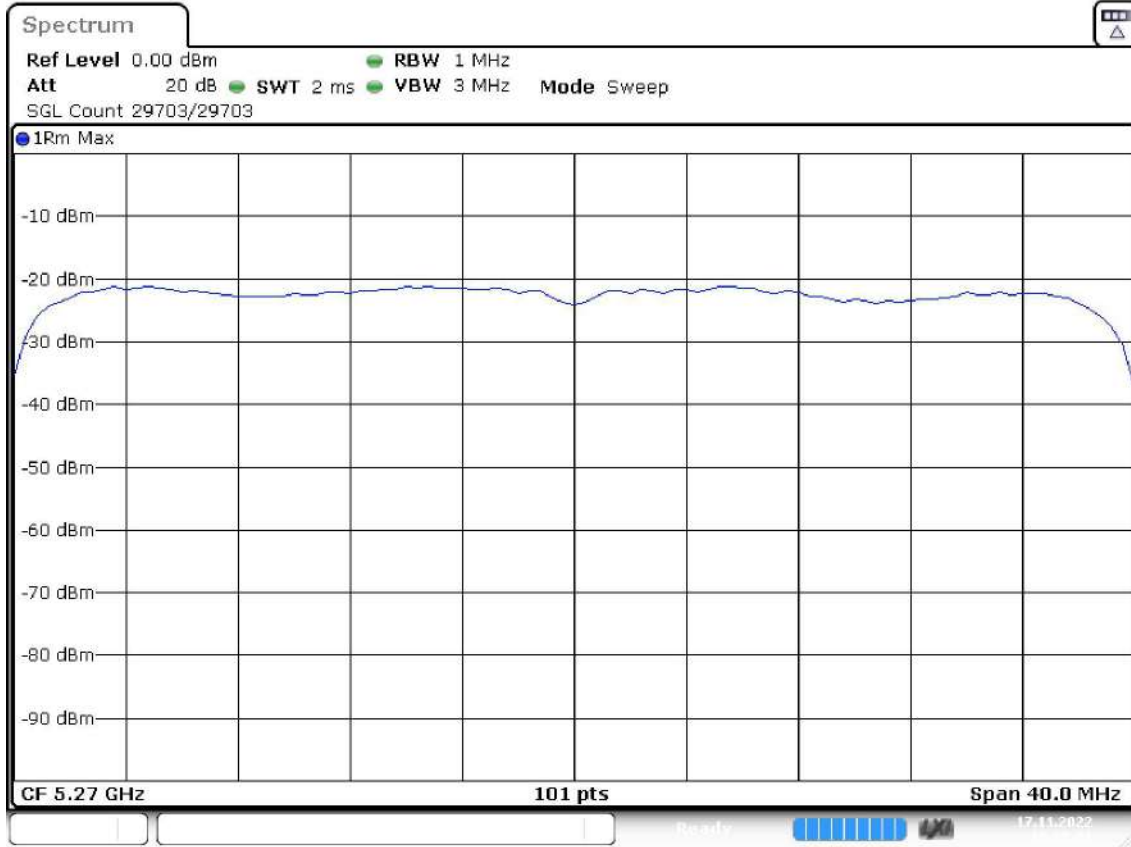
— Limit    — Sum Level    ◆ PSD



Date: 17.NOV.2022 10:10:26

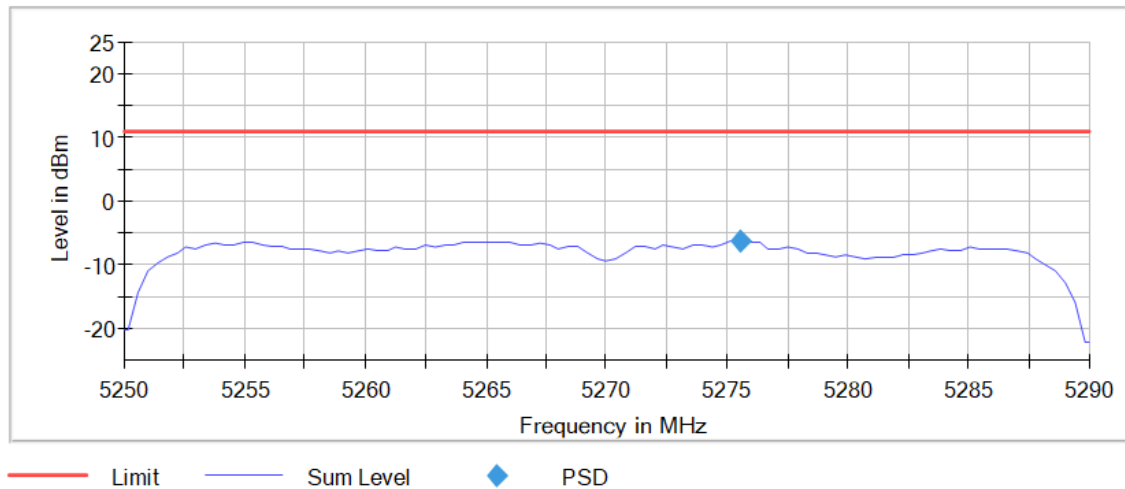
Active Port = 2, Frequency MHz = 5270.00000, Modulation = 802.11ax HE40 SS1 (OFDMA MCS9), Mode = SISO, Number of Transmission Chains = 1

Images:



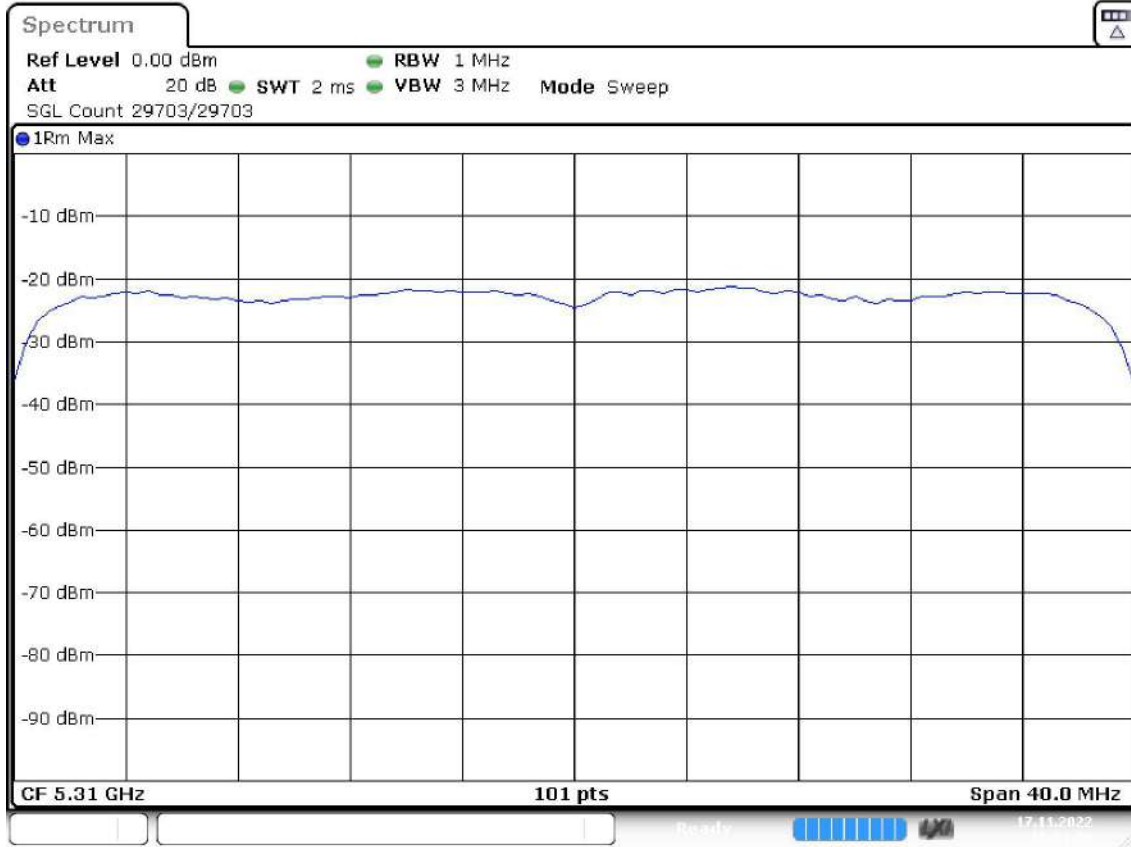
Date: 17.NOV.2022 10:27:32

Power Spectral Density (SA-3)



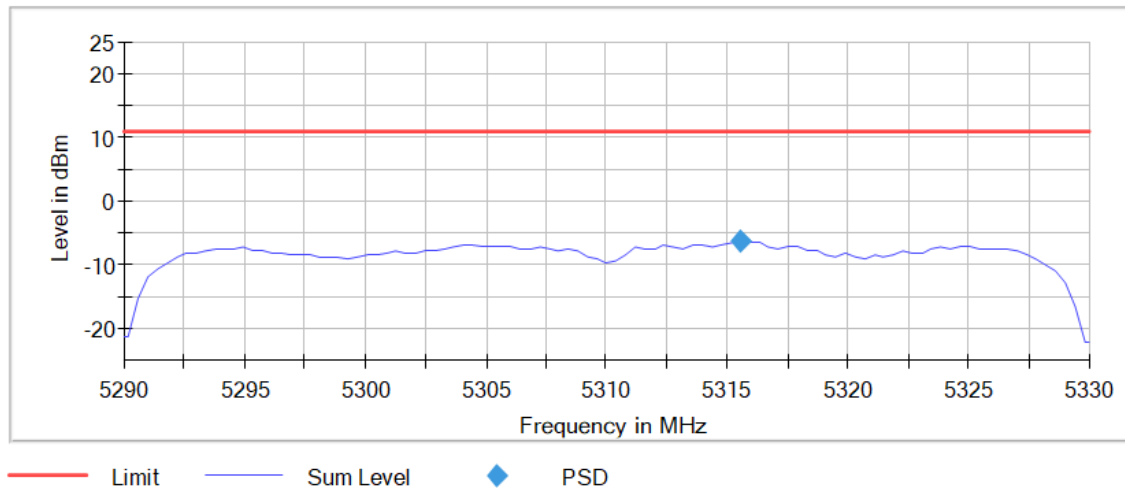
Active Port = 2, Frequency MHz = 5310.00000, Modulation = 802.11ax HE40 SS1 (OFDMA MCS9), Mode = SISO, Number of Transmission Chains = 1

Images:



Date: 17.NOV.2022 11:01:09

Power Spectral Density (SA-3)

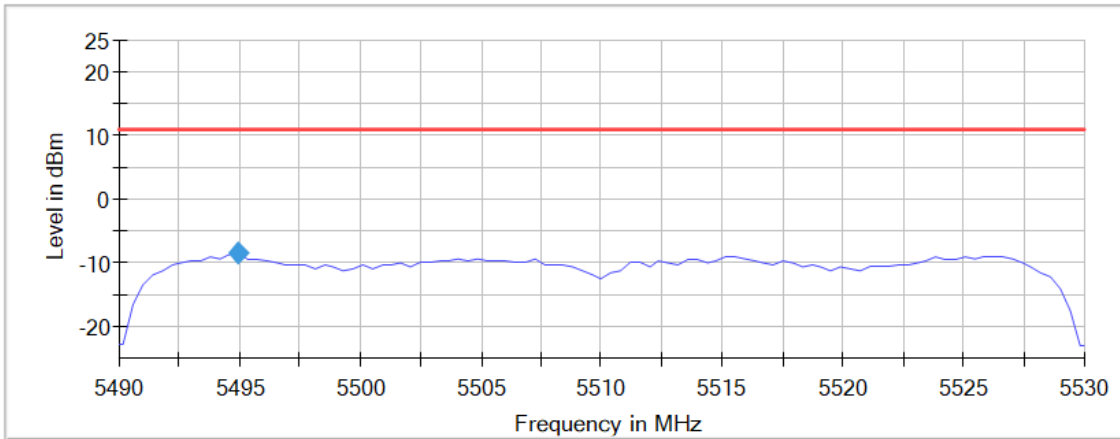




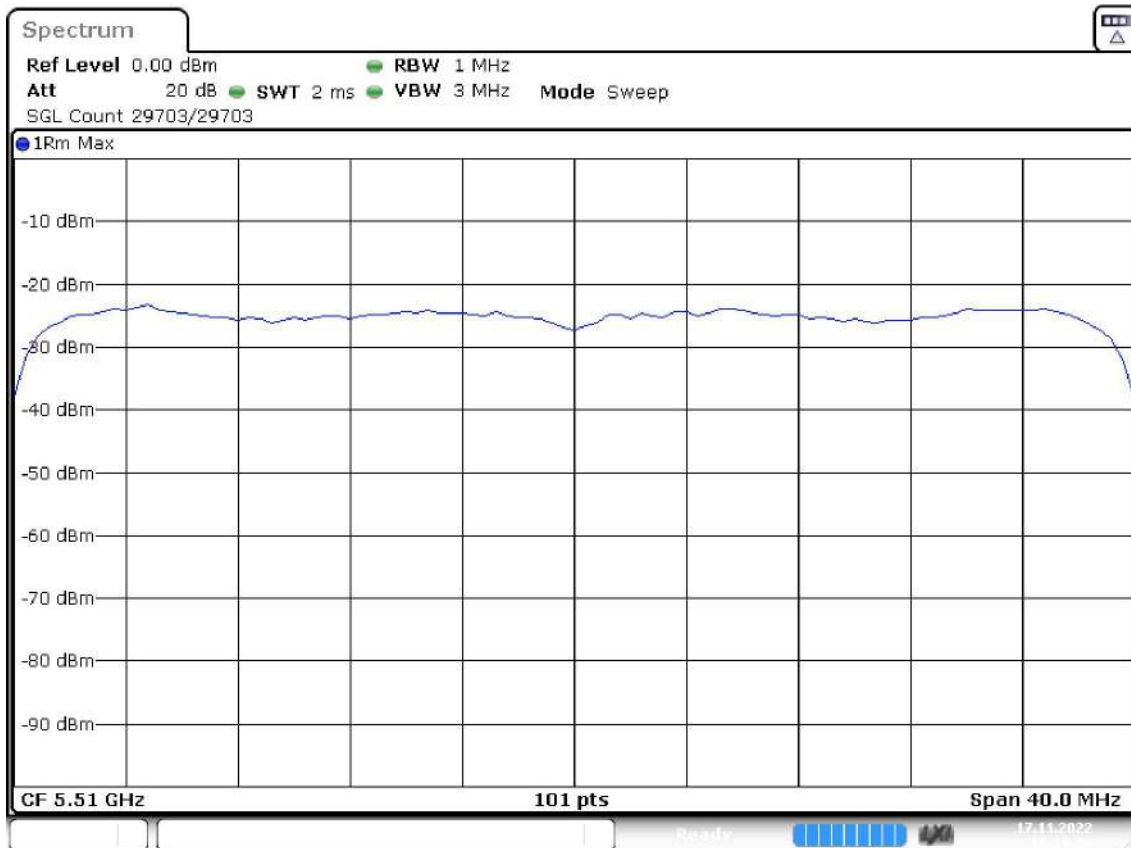
Active Port = 2, Frequency MHz = 5510.00000, Modulation = 802.11ax HE40 SS1 (OFDMA MCS9), Mode = SISO, Number of Transmission Chains = 1

Images:

Power Spectral Density (SA-3)



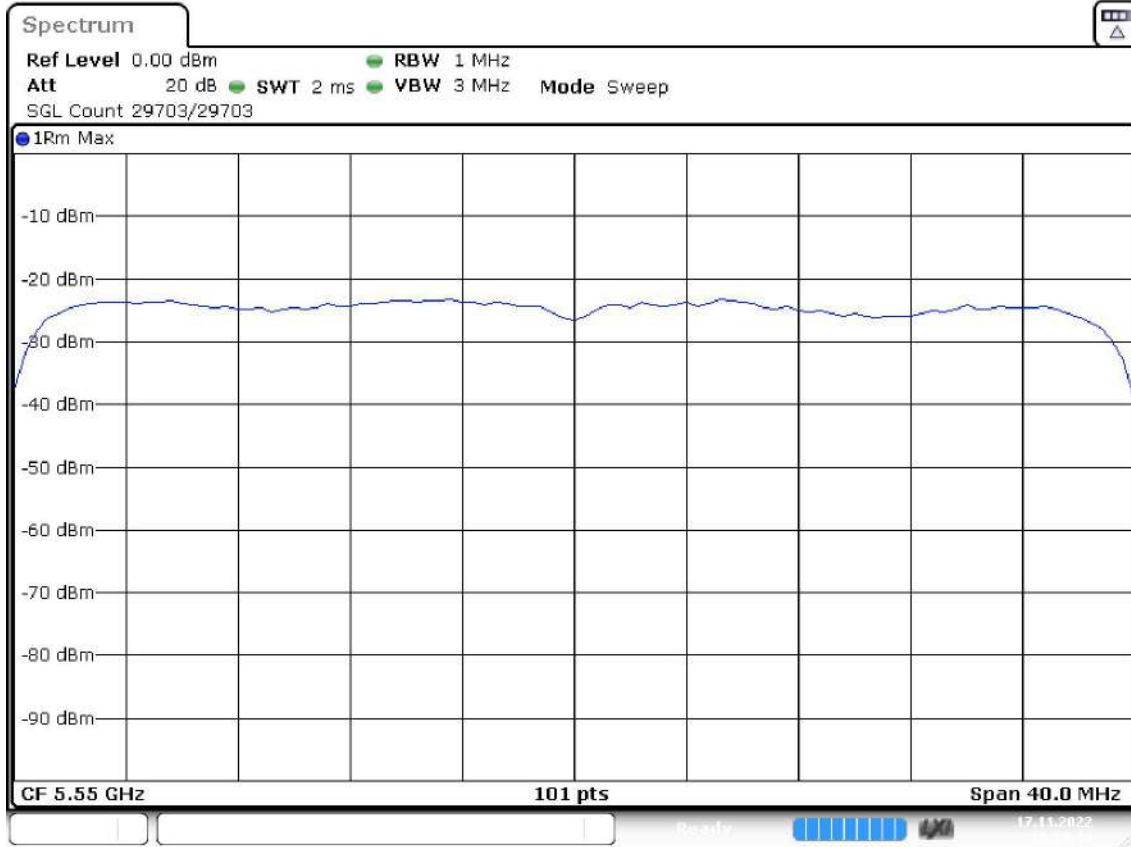
— Limit    — Sum Level    ◆ PSD



Date: 17.NOV.2022 11:19:04

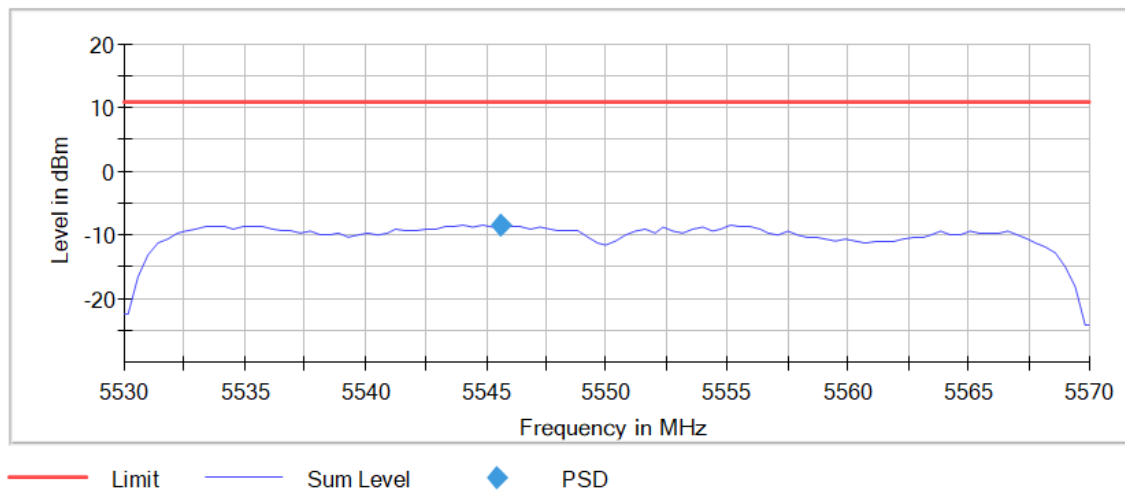
Active Port = 2, Frequency MHz = 5550.00000, Modulation = 802.11ax HE40 SS1 (OFDMA MCS9), Mode = SISO, Number of Transmission Chains = 1

Images:



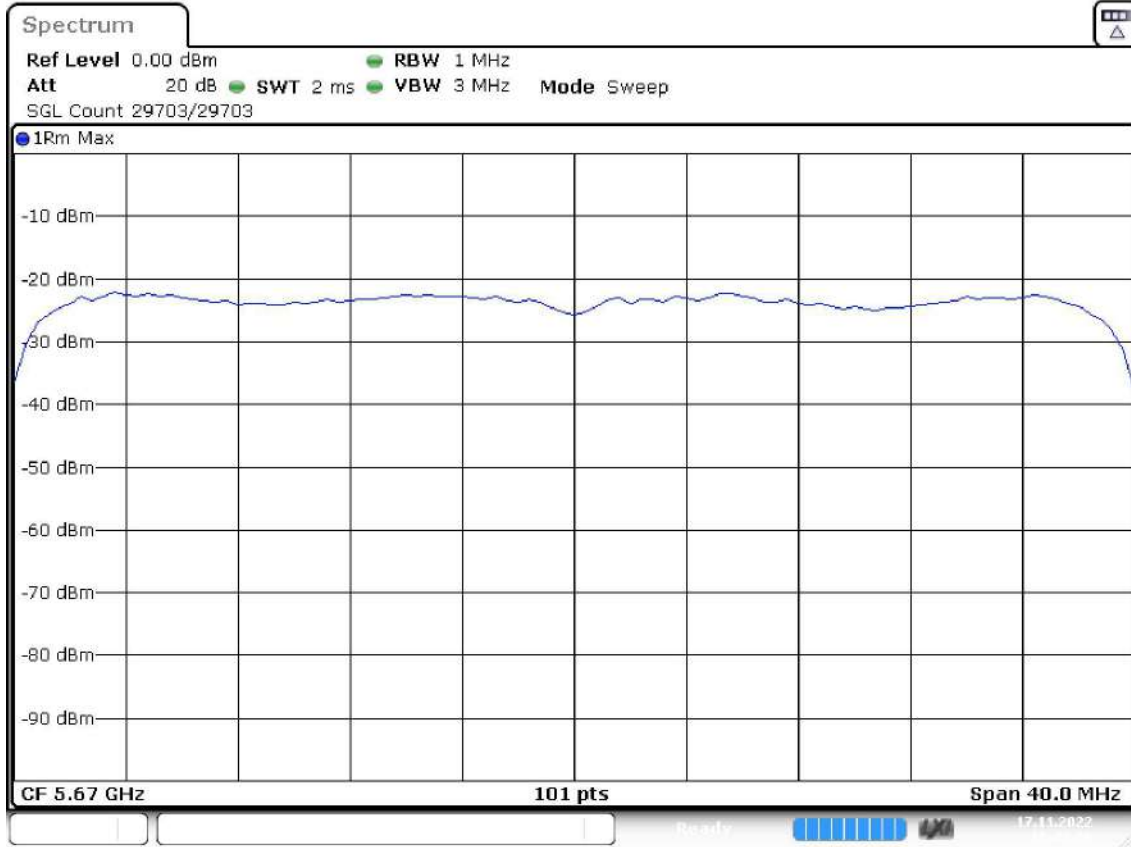
Date: 17.NOV.2022 11:34:15

Power Spectral Density (SA-3)



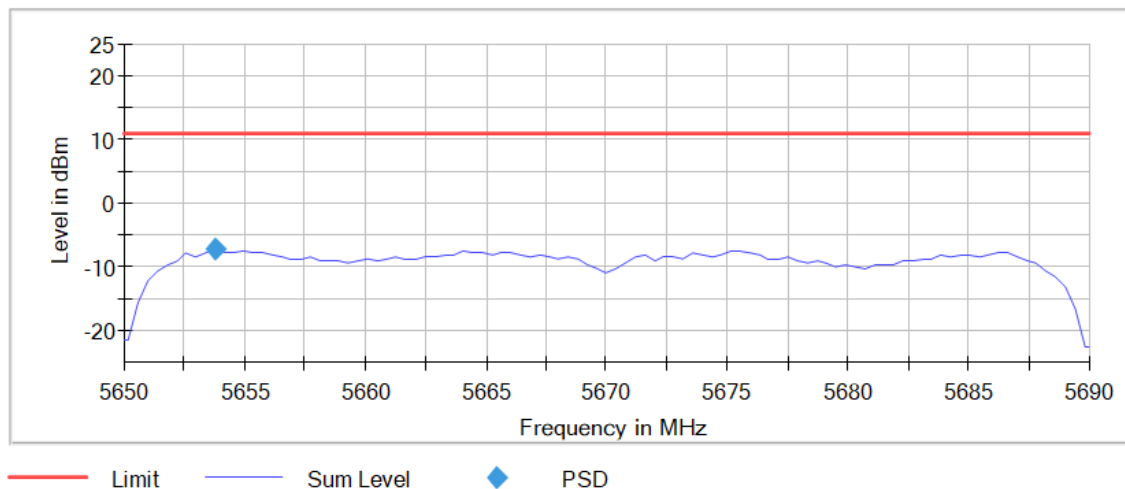
Active Port = 2, Frequency MHz = 5670.00000, Modulation = 802.11ax HE40 SS1 (OFDMA MCS9), Mode = SISO, Number of Transmission Chains = 1

Images:



Date: 17.NOV.2022 11:48:00

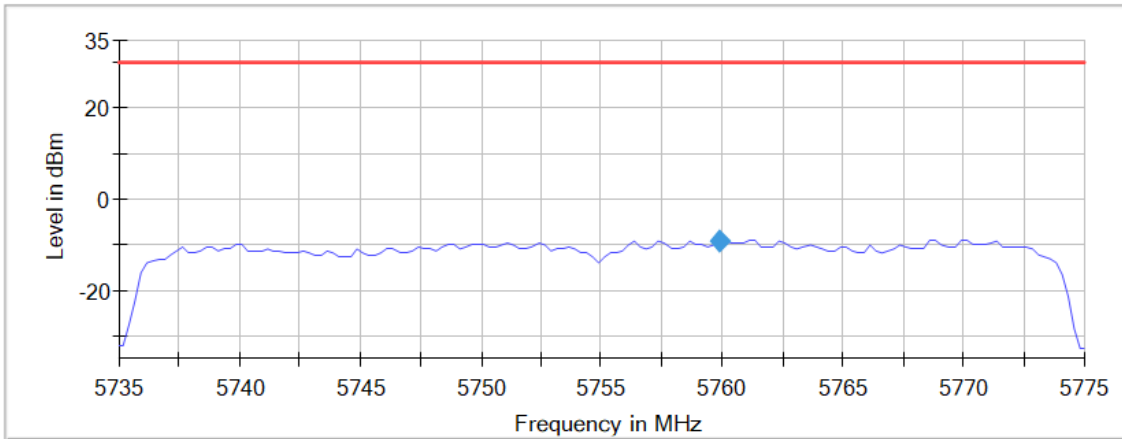
Power Spectral Density (SA-3)



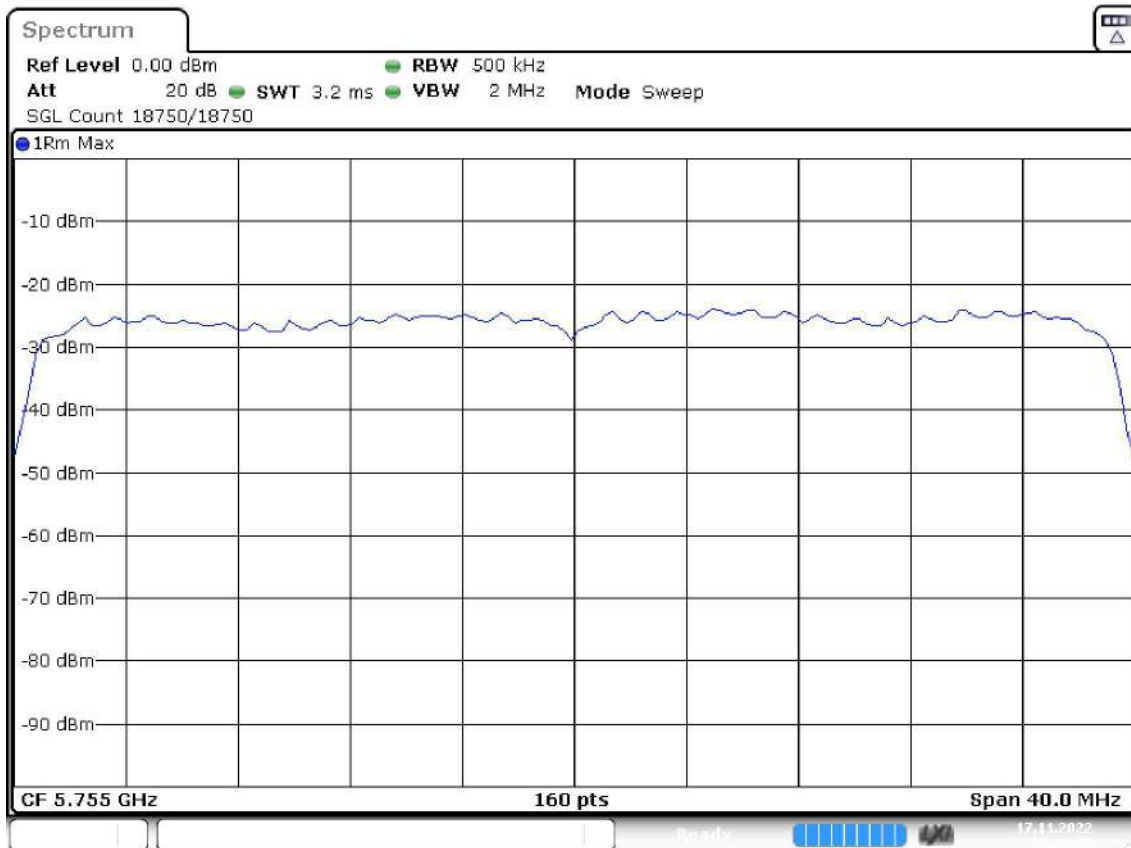
Active Port = 2, Frequency MHz = 5755.00000, Modulation = 802.11ax HE40 SS1 (OFDMA MCS9), Mode = SISO, Number of Transmission Chains = 1

Images:

Power Spectral Density (SA-3)



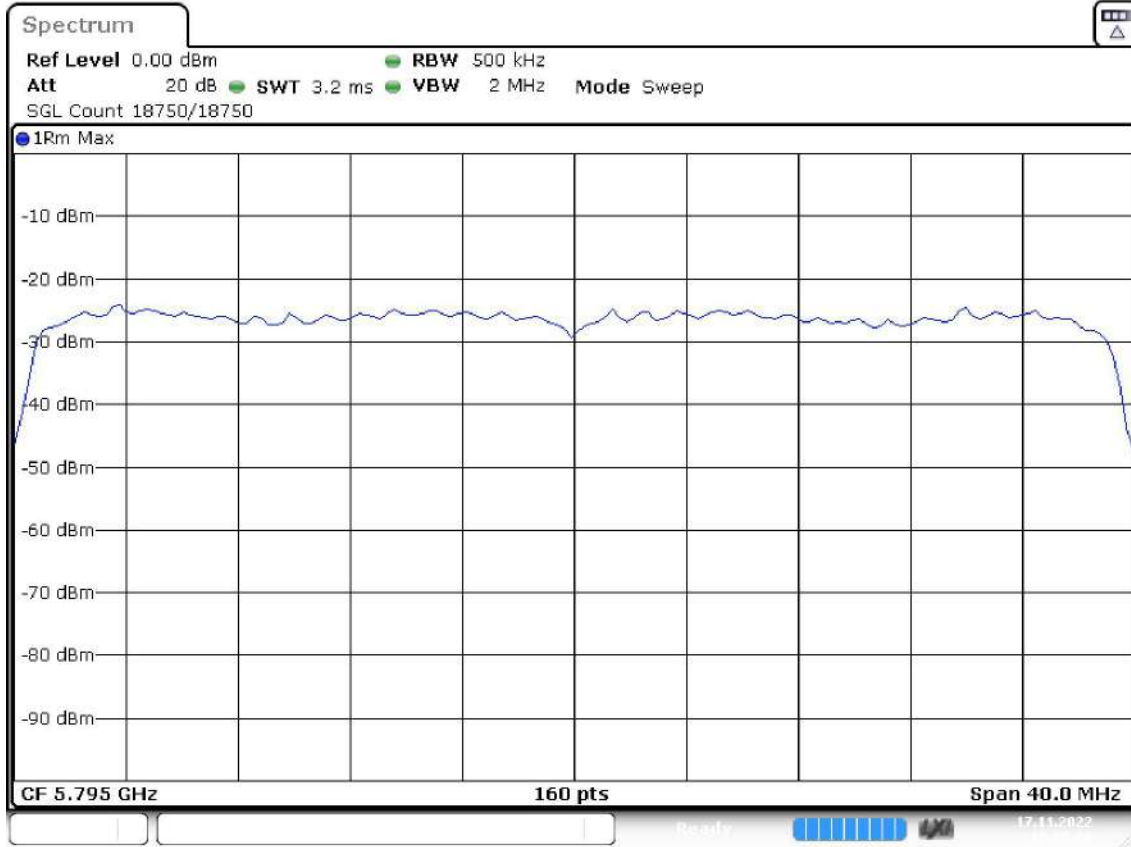
— Limit    — Sum Level    ◆ PSD



Date: 17.NOV.2022 12:18:58

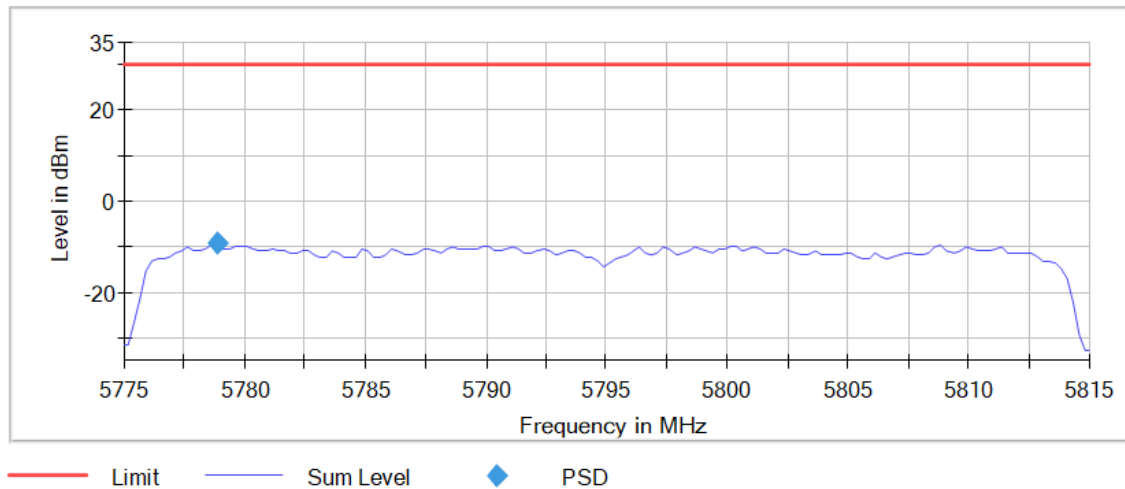
Active Port = 2, Frequency MHz = 5795.00000, Modulation = 802.11ax HE40 SS1 (OFDMA MCS9), Mode = SISO, Number of Transmission Chains = 1

Images:



Date: 17.NOV.2022 12:37:07

Power Spectral Density (SA-3)



Mode: SISO

Modulation: 802.11ax HE80 SS1 (OFDMA MCS11)

*Results*

Port	Freq (MHz)	PSD (dBm)
1	5210.00000	-9.02
1	5290.00000	-9.04
1	5530.00000	-10.14
1	5610.00000	-7.93
1	5775.00000	-11.09
2	5210.00000	-9.21
2	5290.00000	-9.09
2	5530.00000	-11.44
2	5610.00000	-10.60
2	5775.00000	-11.64

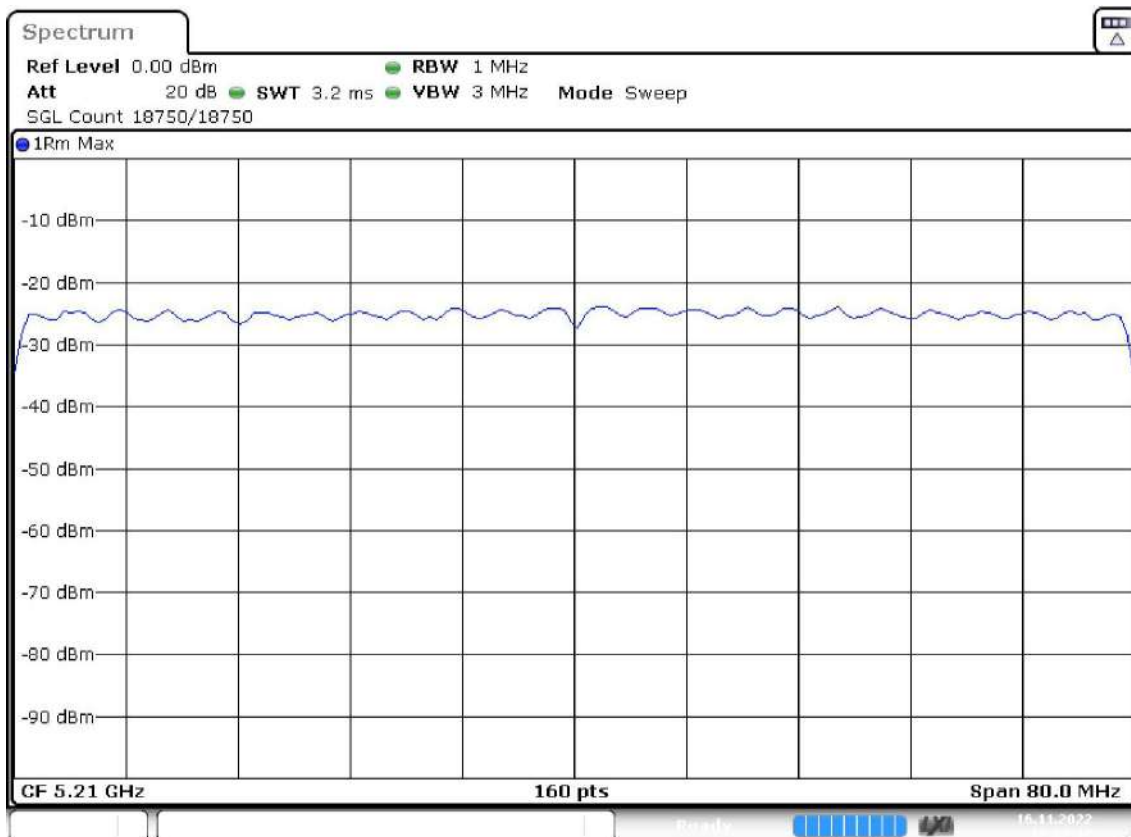
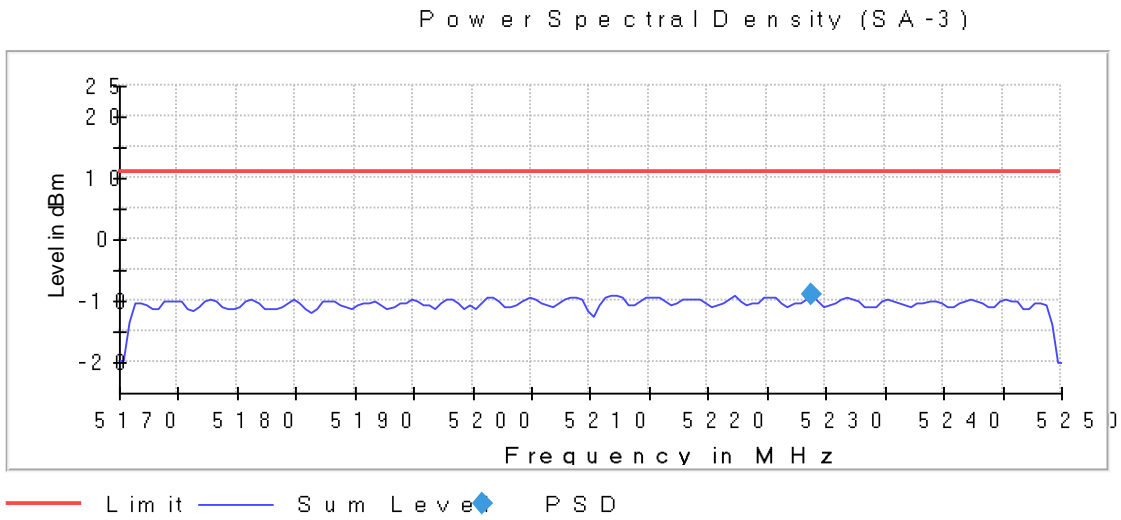
*Verdict*

Pass

Attachments

Active Port = 1, Frequency MHz = 5210.00000, Modulation = 802.11ax HE80 SS1 (OFDMA MCS11), Mode = SISO, Number of Transmission Chains = 1

Images:

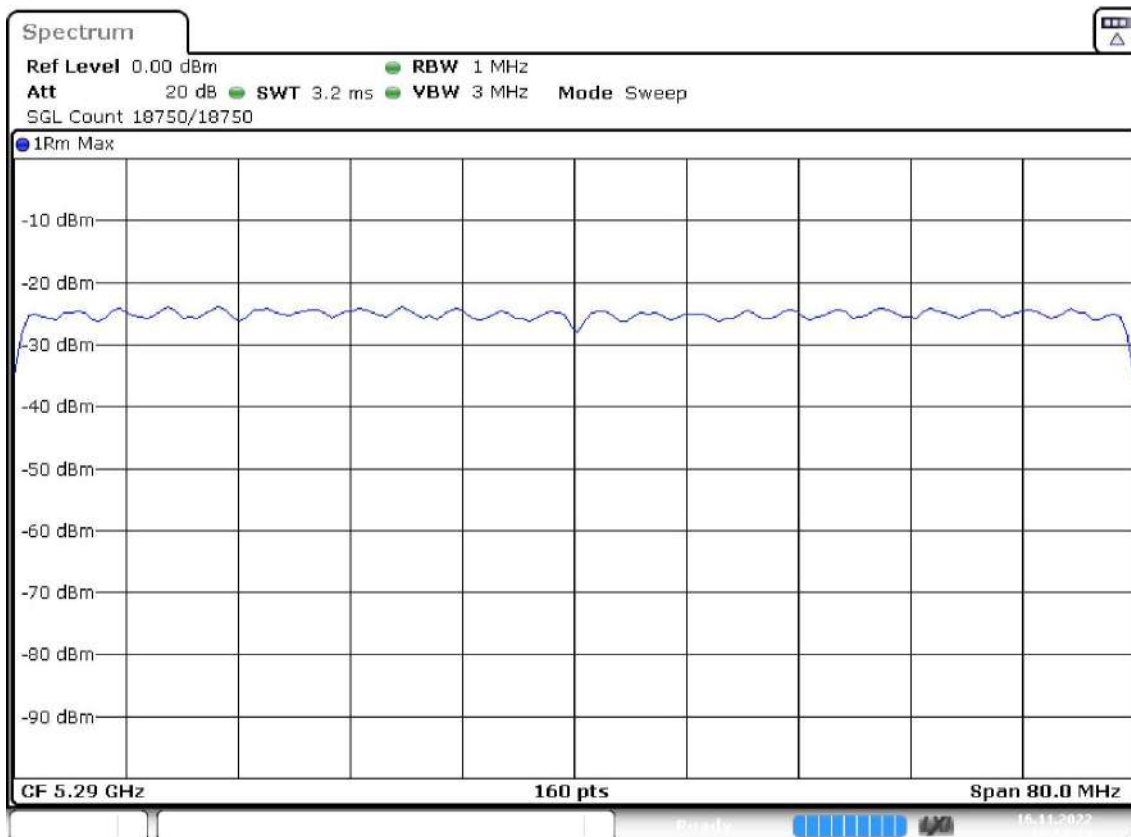
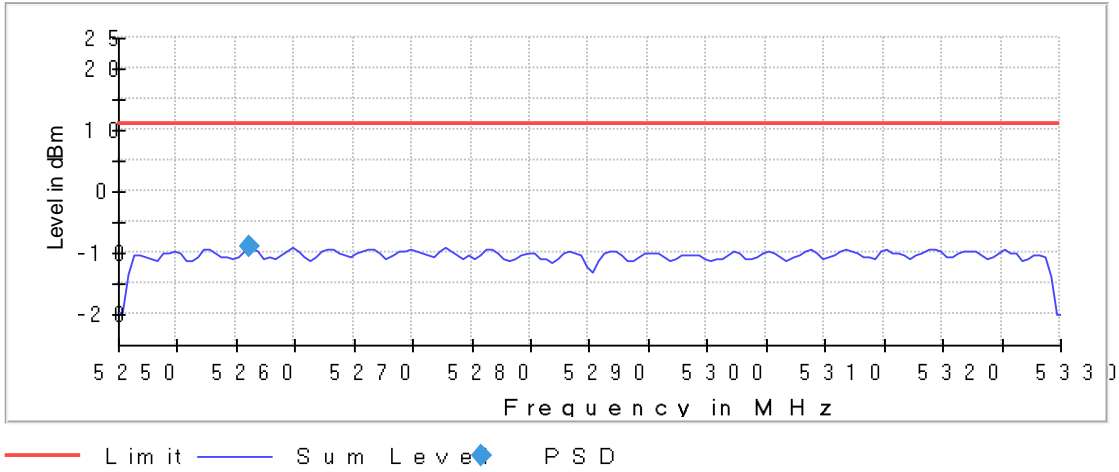


Date: 16.NOV.2022 12:27:17

Active Port = 1, Frequency MHz = 5290.00000, Modulation = 802.11ax HE80 SS1 (OFDMA MCS11), Mode = SISO, Number of Transmission Chains = 1

Images:

Power Spectral Density (SA-3)



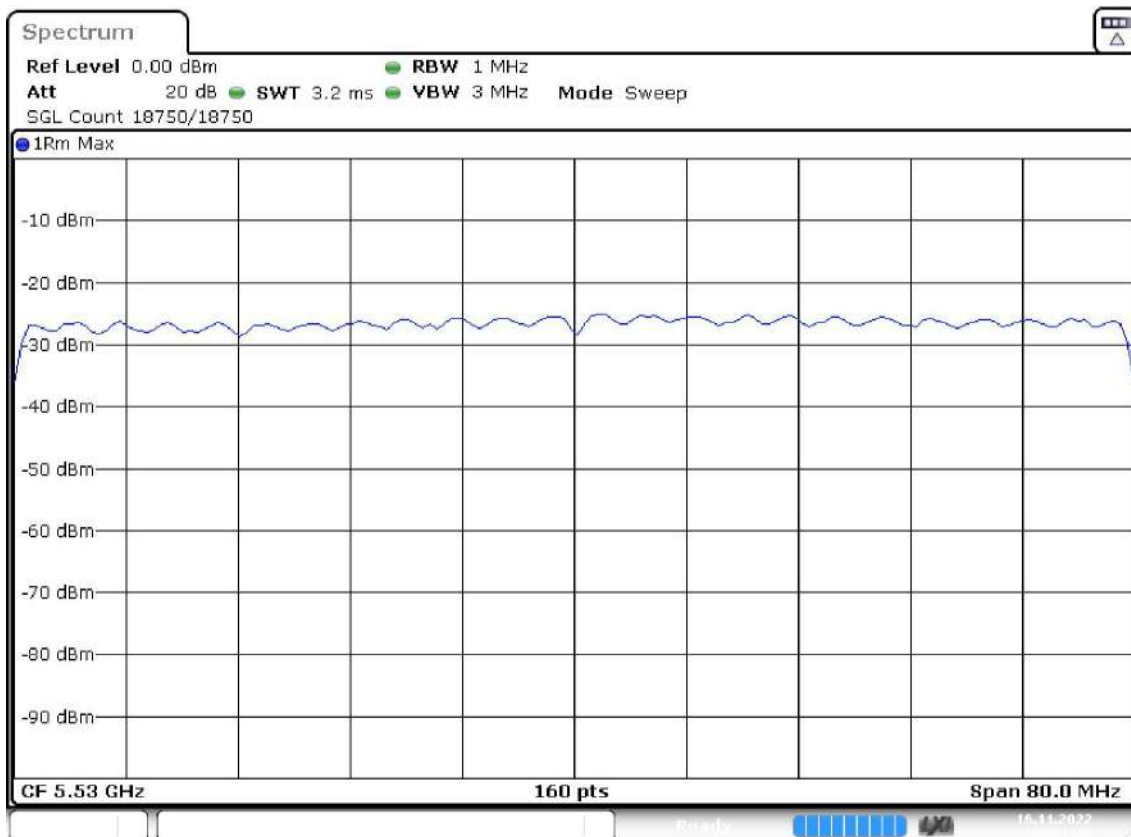
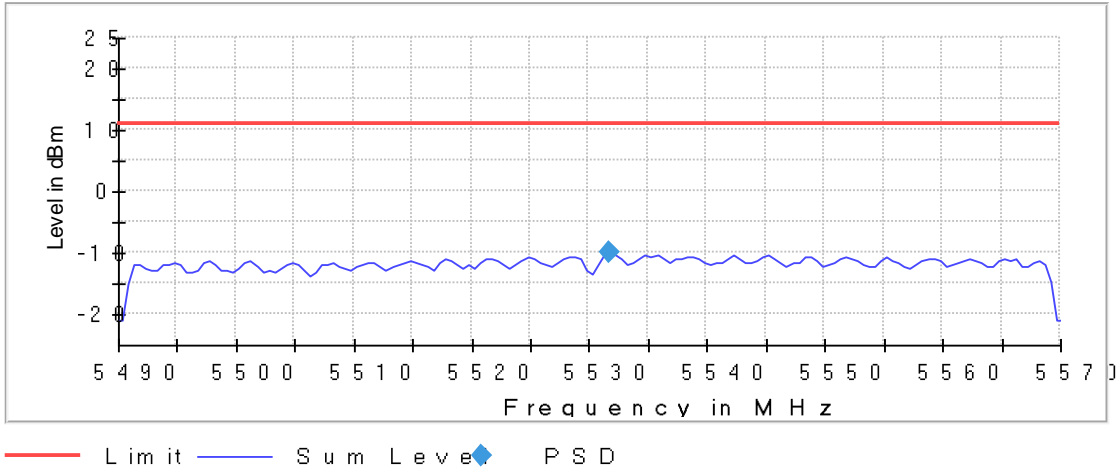
Date: 16.NOV.2022 12:58:15



Active Port = 1, Frequency MHz = 5530.00000, Modulation = 802.11ax HE80 SS1 (OFDMA MCS11), Mode = SISO, Number of Transmission Chains = 1

Images:

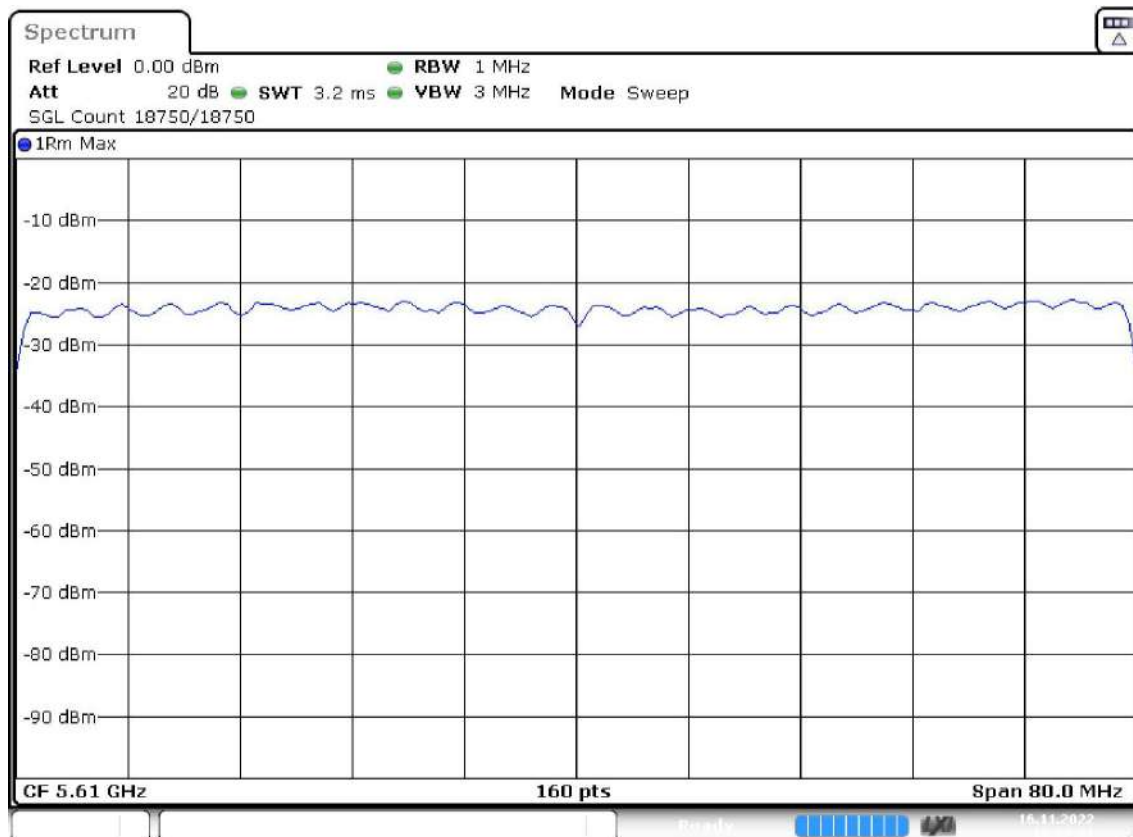
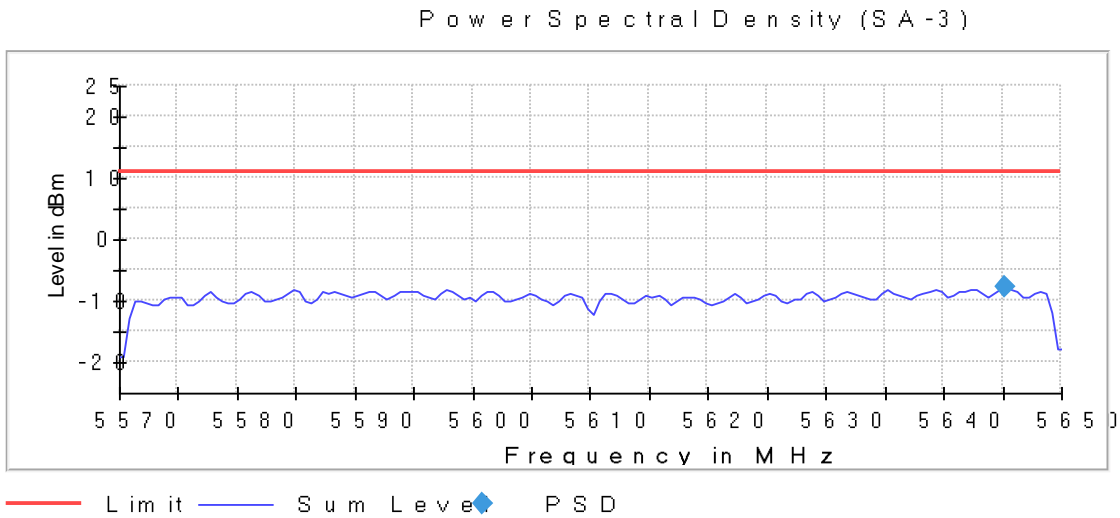
Power Spectral Density (SA-3)



Date: 16.NOV.2022 13:21:40

Active Port = 1, Frequency MHz = 5610.00000, Modulation = 802.11ax HE80 SS1 (OFDMA MCS11), Mode = SISO, Number of Transmission Chains = 1

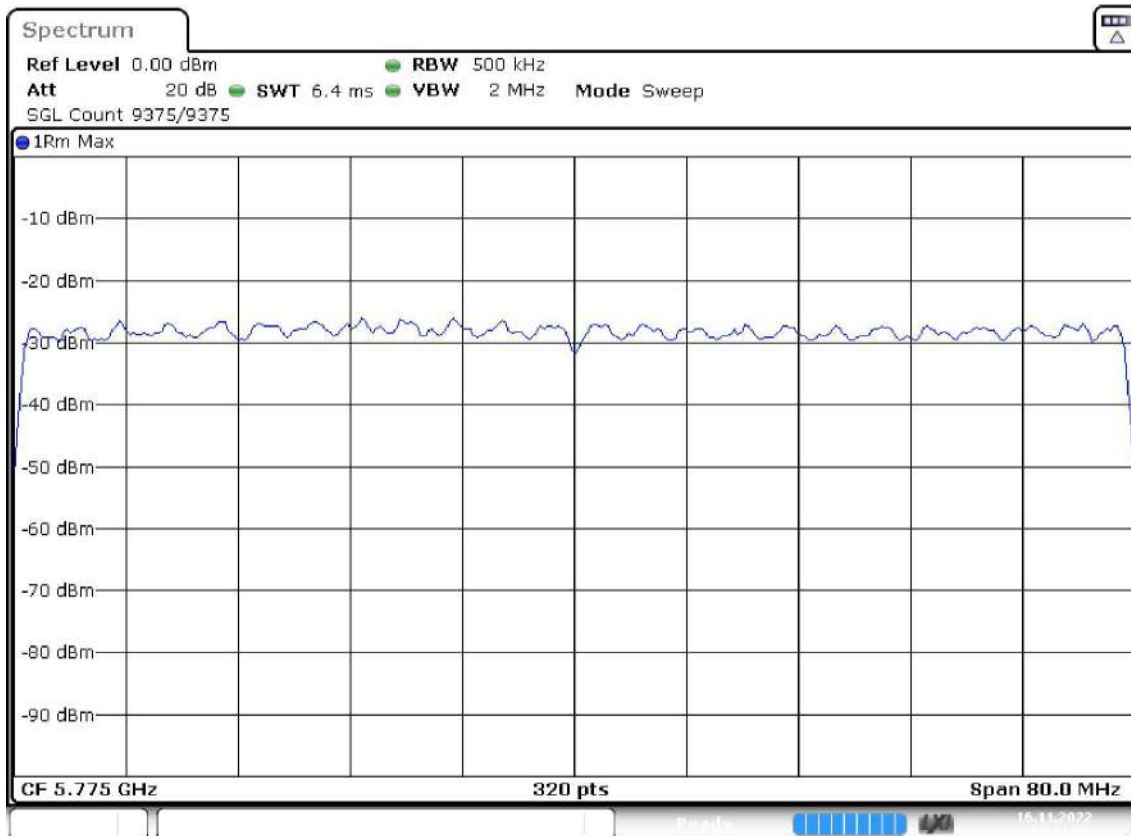
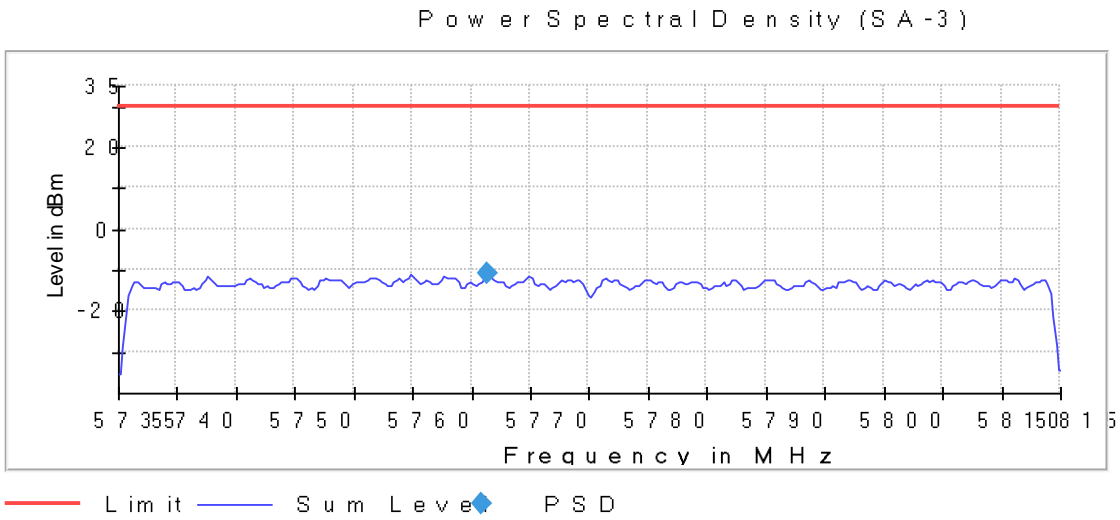
Images:



Date: 16.NOV.2022 14:07:02

Active Port = 1, Frequency MHz = 5775.00000, Modulation = 802.11ax HE80 SS1 (OFDMA MCS11), Mode = SISO, Number of Transmission Chains = 1

Images:

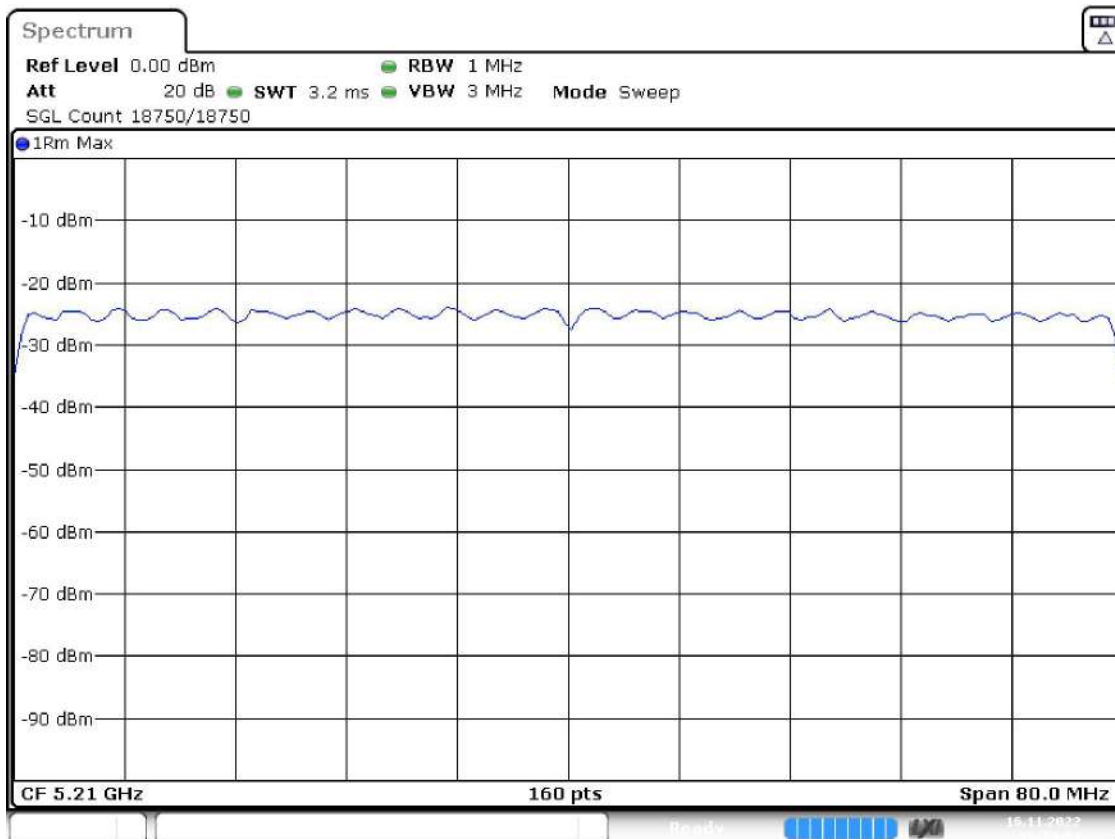
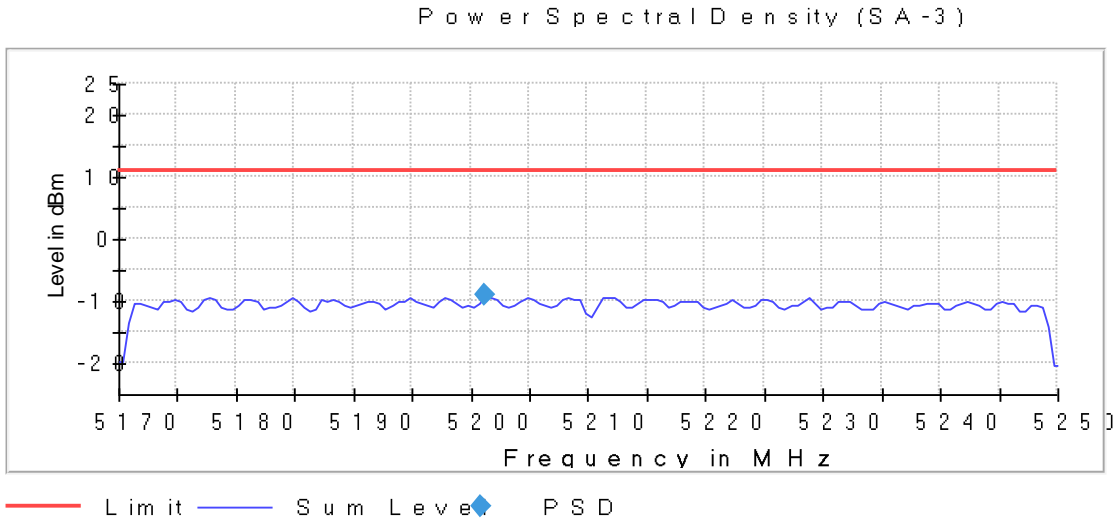


Date: 16.NOV.2022 14:51:28

Attachments

Active Port = 2, Frequency MHz = 5210.00000, Modulation = 802.11ax HE80 SS1 (OFDMA MCS11), Mode =SISO, Number of Transmission Chains = 1

Images:

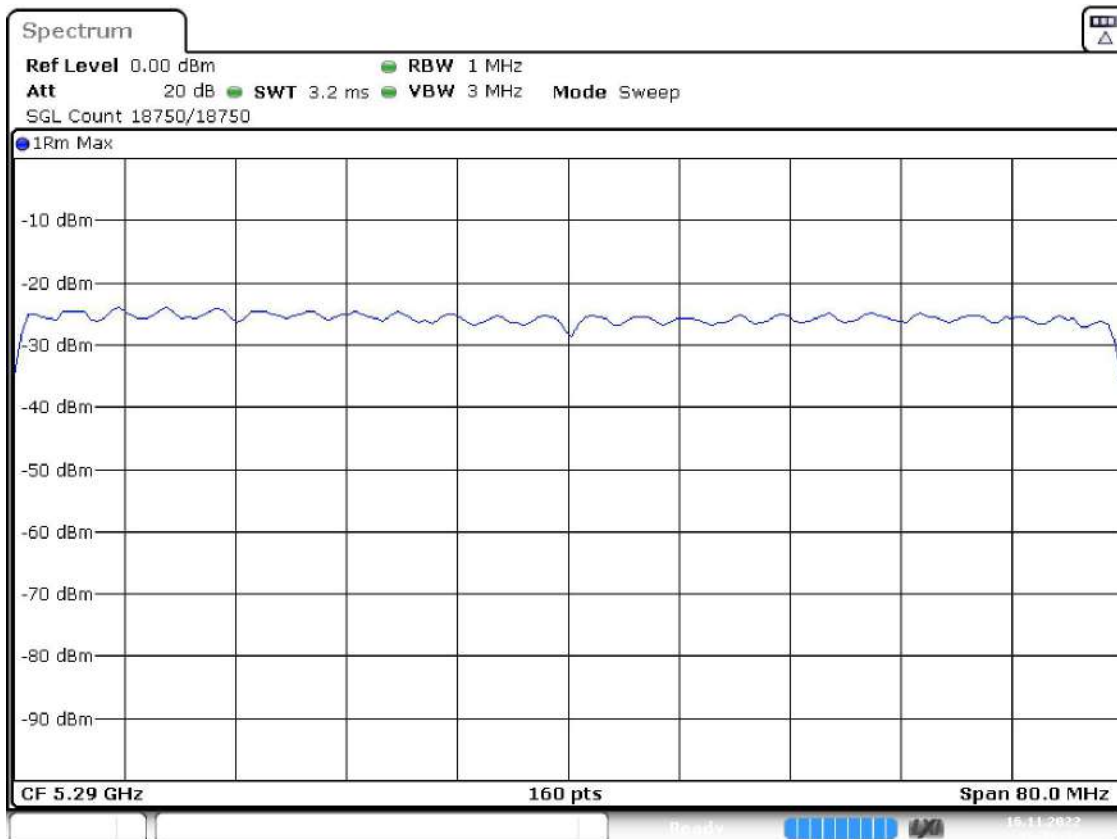
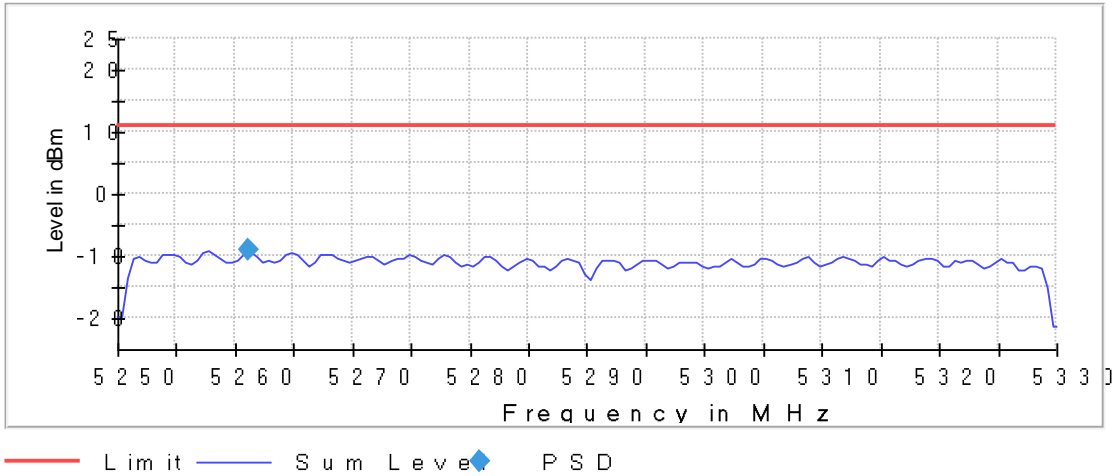


Date: 16.NOV.2022 16:04:04

Active Port = 2, Frequency MHz = 5290.00000, Modulation = 802.11ax HE80 SS1 (OFDMA MCS11), Mode = SISO, Number of Transmission Chains = 1

Images:

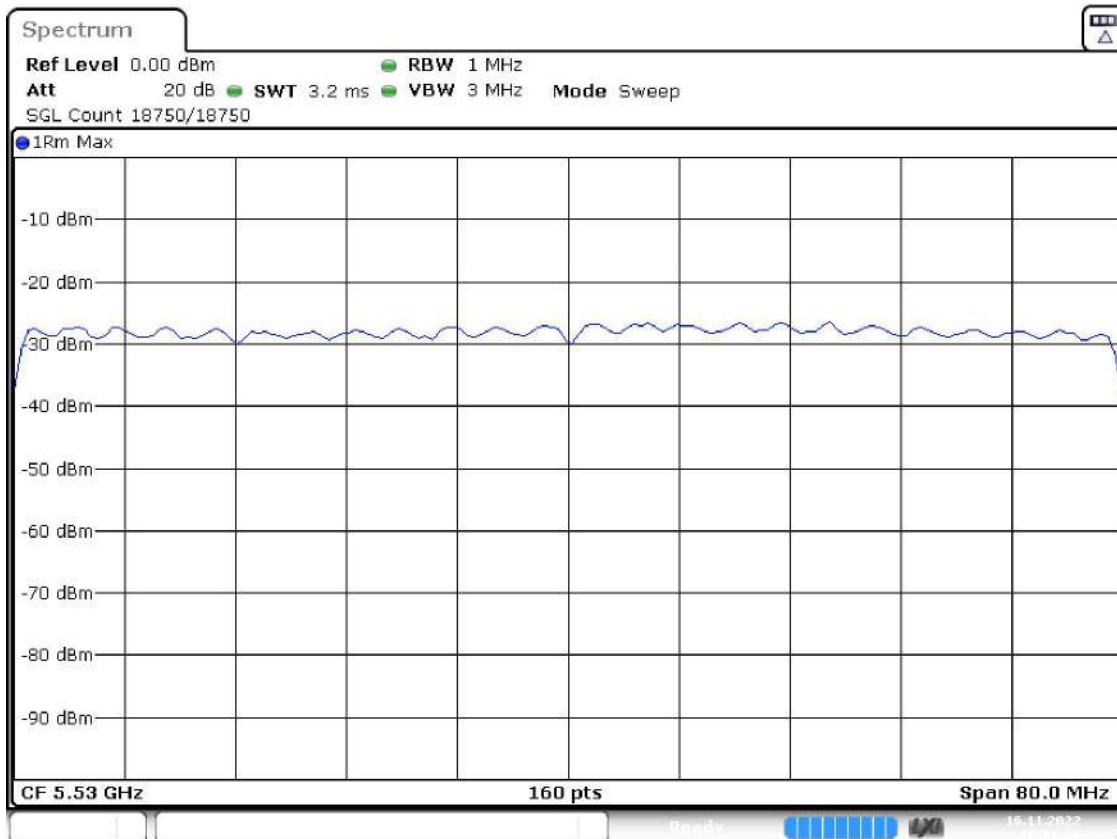
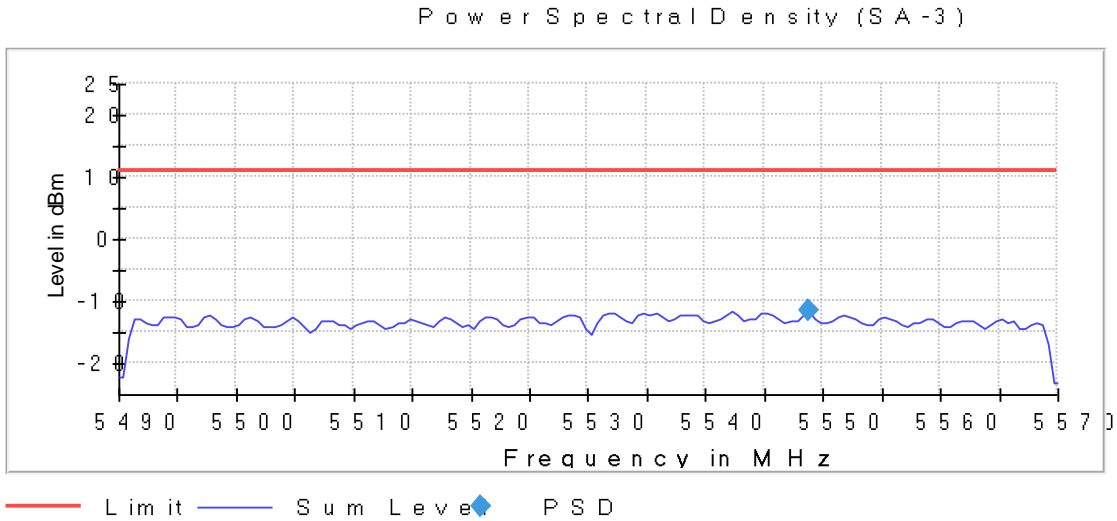
Power Spectral Density (SA-3)



Date: 16.NOV.2022 16:36:33

Active Port = 2, Frequency MHz = 5530.00000, Modulation = 802.11ax HE80 SS1 (OFDMA MCS11), Mode = SISO, Number of Transmission Chains = 1

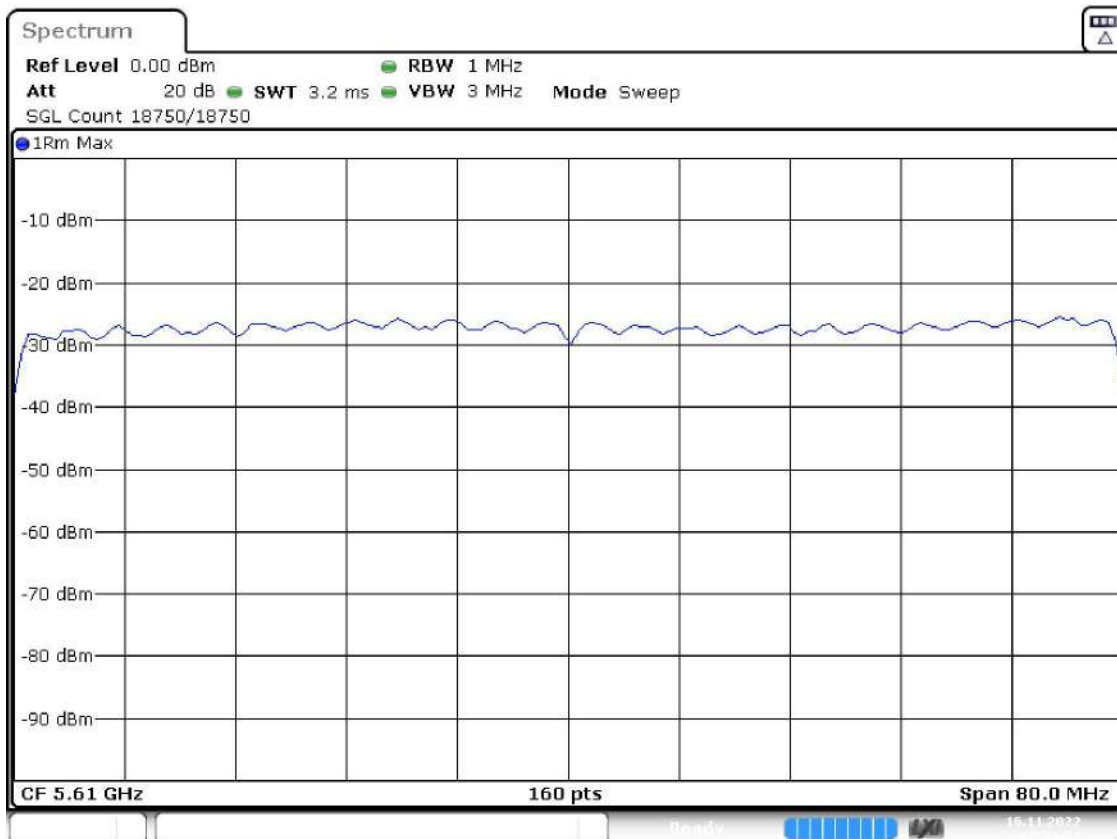
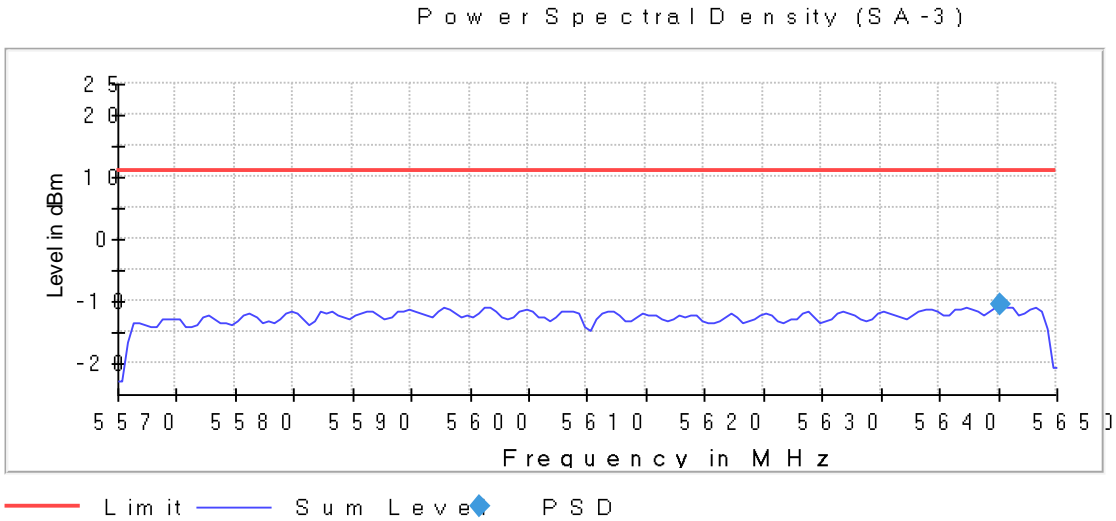
Images:



Date: 16.NOV.2022 17:01:00

Active Port = 2, Frequency MHz = 5610.00000, Modulation = 802.11ax HE80 SS1 (OFDMA MCS11), Mode = SISO, Number of Transmission Chains = 1

Images:

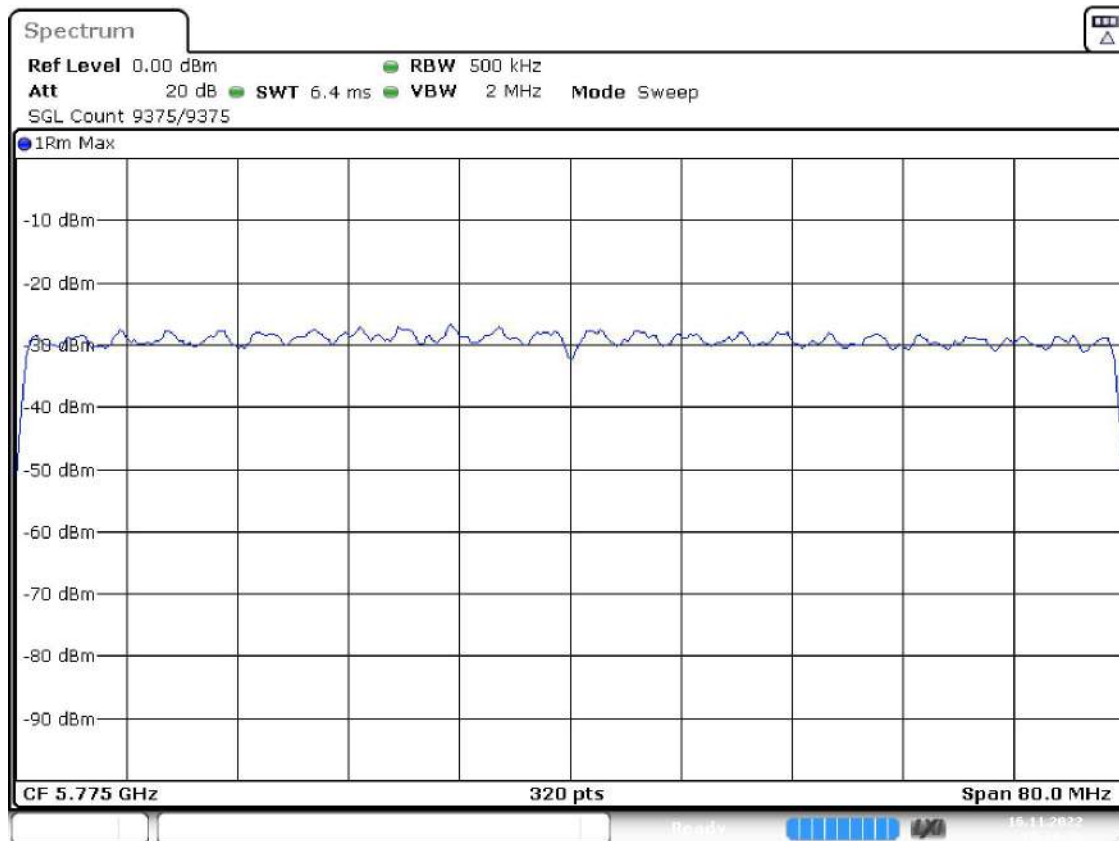
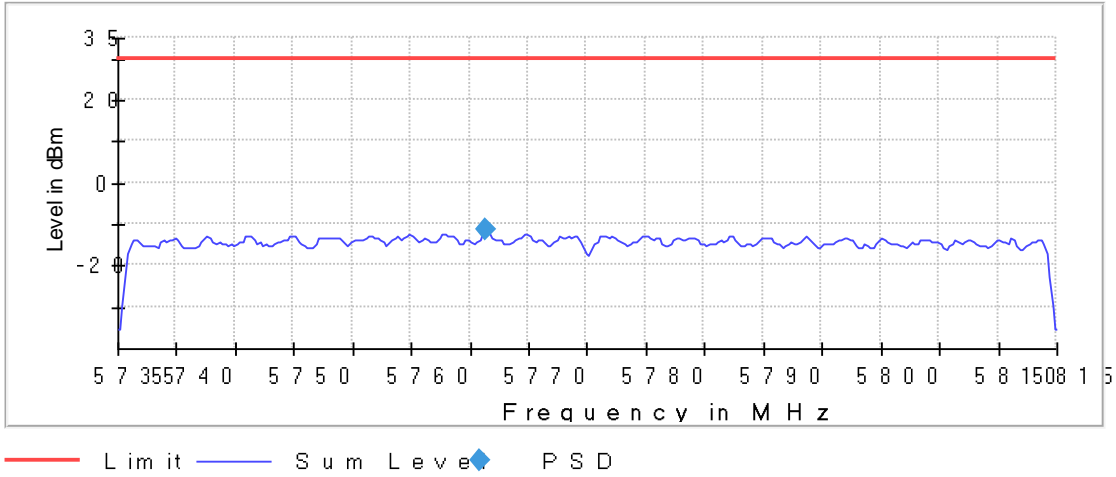


Date: 16.NOV.2022 17:29:21

Active Port = 2, Frequency MHz = 5775.00000, Modulation = 802.11ax HE80 SS1 (OFDMA MCS11), Mode = SISO, Number of Transmission Chains = 1

Images:

Power Spectral Density (SA-3)



Date: 16.NOV.2022 18:10:36



Mode: MIMO CCD Mode 2x2

Modulation: 802.11ax HE20 SS1 (OFDMA MCS8)

*Results*

Port	Freq (MHz)	PSD (dBm)
1+2	5180.00000	-1.79
1+2	5200.00000	-1.67
1+2	5240.00000	-1.80
1+2	5260.00000	-1.41
1+2	5280.00000	-1.66
1+2	5320.00000	-1.49
1+2	5500.00000	-3.81
1+2	5580.00000	-1.86
1+2	5700.00000	-1.23
1+2	5745.00000	-4.81
1+2	5785.00000	-4.18
1+2	5825.00000	-3.84

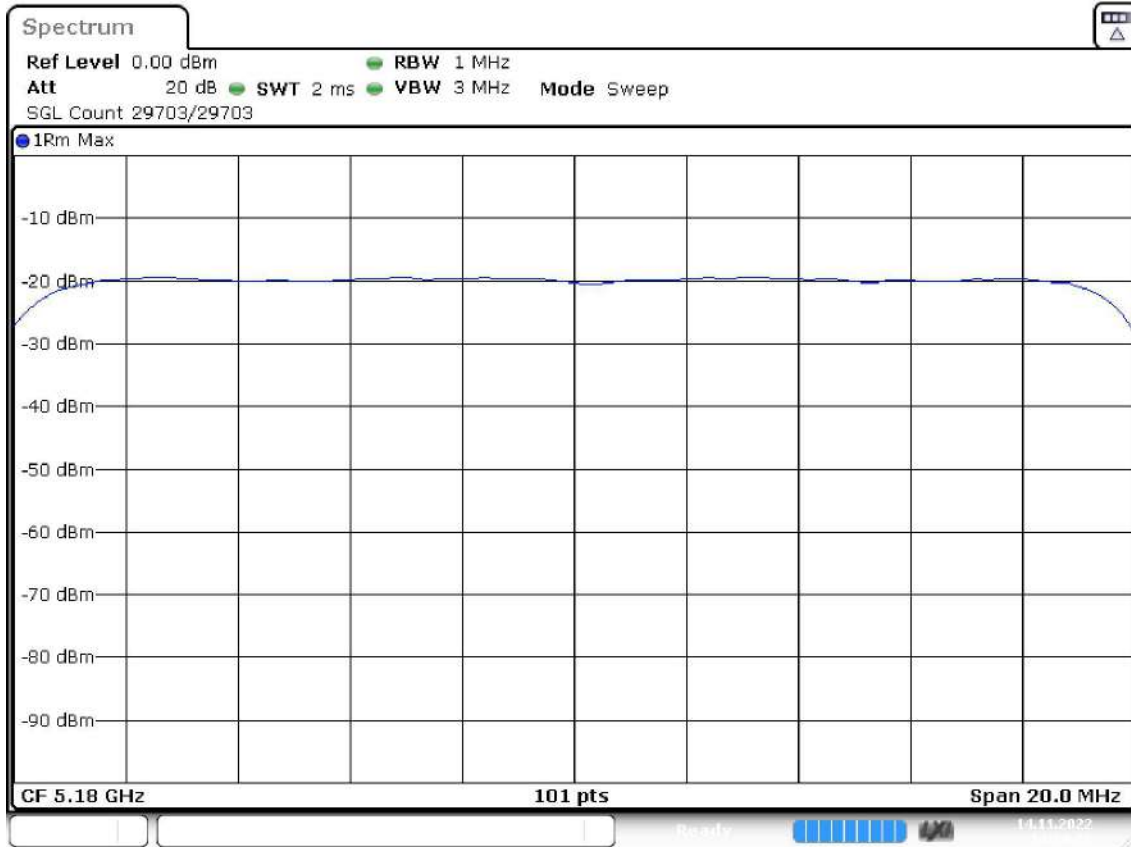
*Verdict*

Pass

Attachments

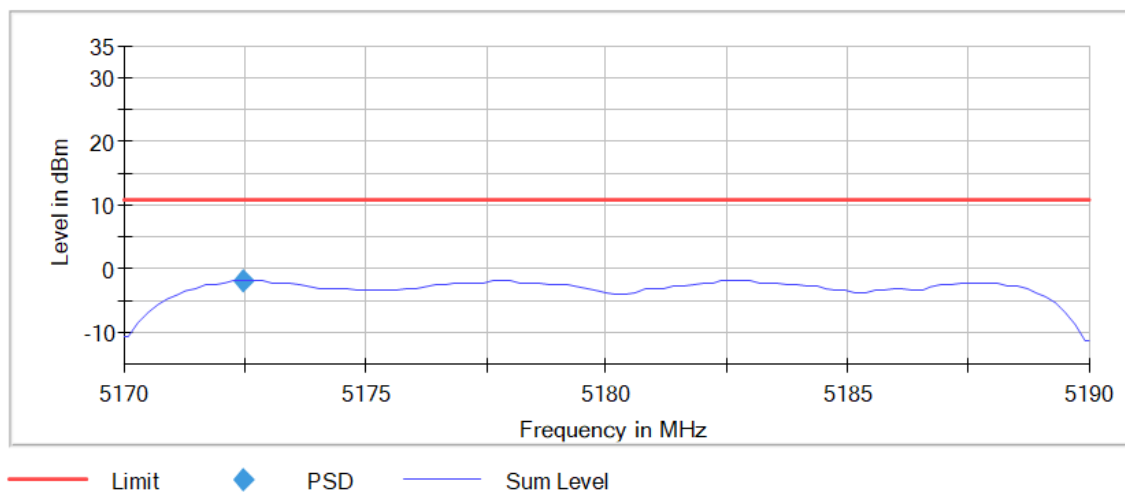
Active Port = 1+2, Frequency MHz = 5180.00000, Modulation = 802.11ax HE20 SS1 (OFDMA MCS8), Mode = MIMO CCD Mode 2x2, Number of Transmission Chains = 2

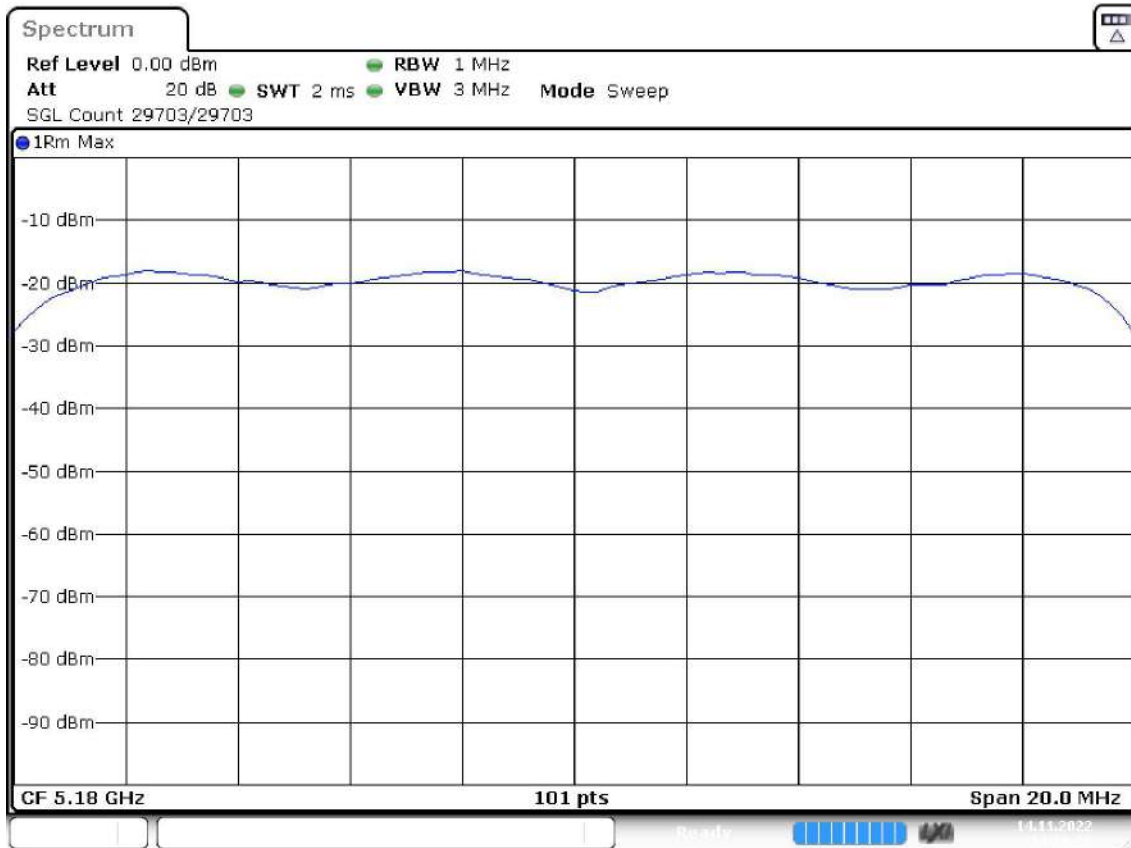
Images:



Date: 14.NOV.2022 14:25:00

Power Spectral Density (SA-3)





Date: 14.NOV.2022 14:30:29

Tables:

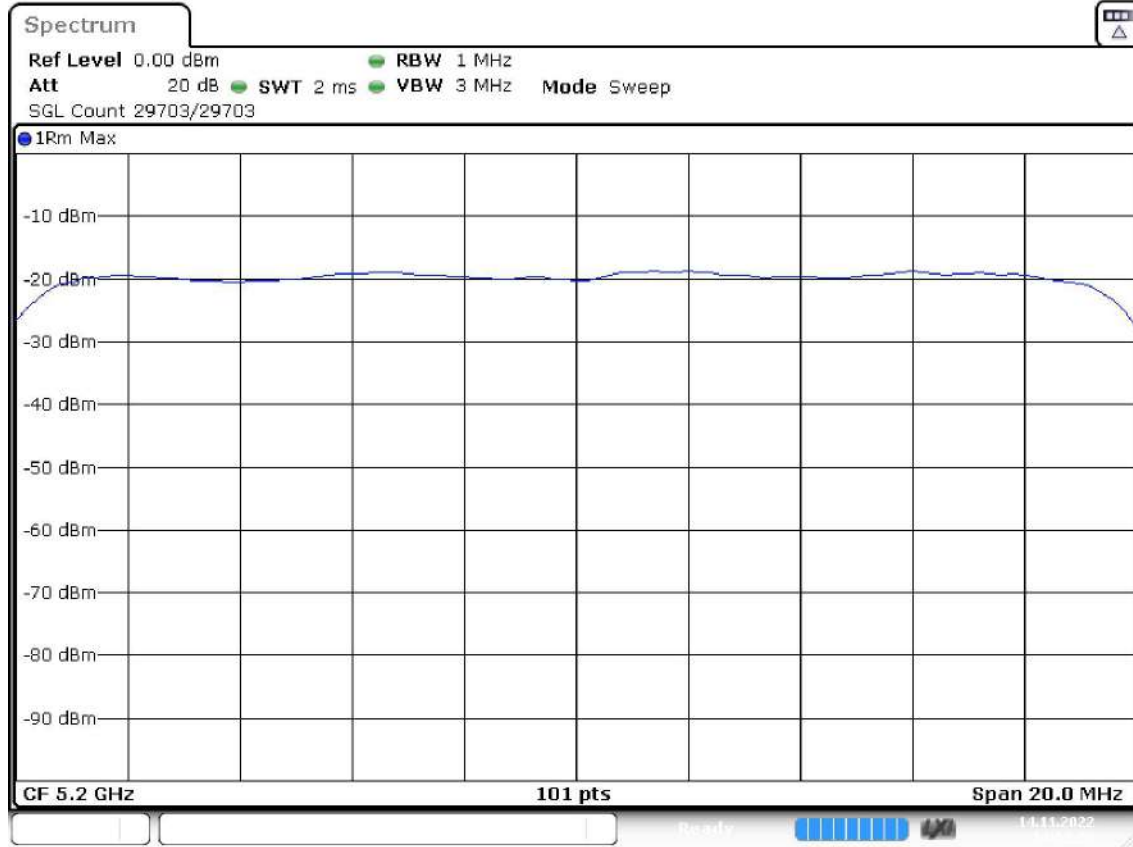
Spectrum Analyzer Parameters

Setting	Instrument Value	Target Value
Start Frequency	5.77500 GHz	5.77500 GHz
Stop Frequency	5.79500 GHz	5.79500 GHz
Span	20.000 MHz	20.000 MHz
RBW	500.000 kHz	<= 500.000 kHz
VBW	2.000 MHz	>= 1.500 MHz
SweepPoints	101	~ 80
Sweeptime	2.020 ms	2.020 ms
Reference Level	0.000 dBm	0.000 dBm
Attenuation	20.000 dB	AUTO
Detector	RMS	RMS

Setting	Instrument Value	Target Value
SweepCount	29703	29703
Filter	3 dB	3 dB
Trace Mode	Max Hold	Max Hold
Sweeptype	Sweep	Sweep
Preamp	off	off
Stablemode	Trace	Trace
Stablevalue	0.50 dB	0.50 dB
Run	2 / max. 15	max. 15
Stable	1 / 1	1
Max Stable Difference	0.35 dB	0.50 dB

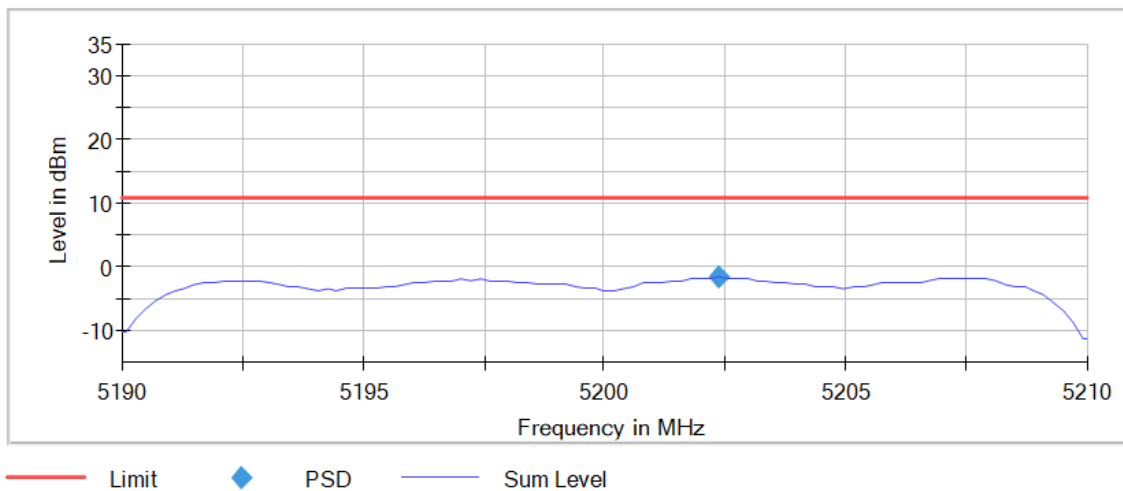
Active Port = 1+2, Frequency MHz = 5200.00000, Modulation = 802.11ax HE20 SS1 (OFDMA MCS8), Mode = MIMO CCD Mode 2x2, Number of Transmission Chains = 2

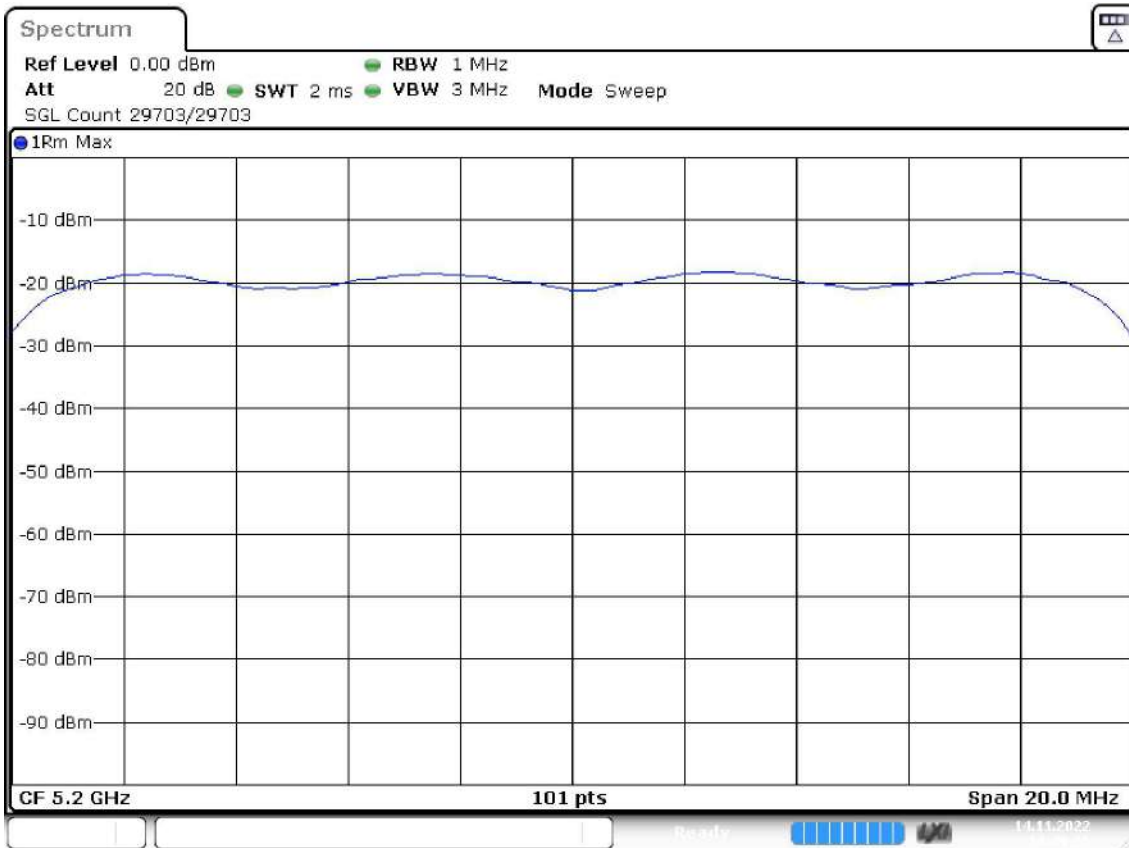
Images:



Date: 14.NOV.2022 14:52:33

Power Spectral Density (SA-3)





Date: 14.NOV.2022 14:49:36

Tables:

Spectrum Analyzer Parameters

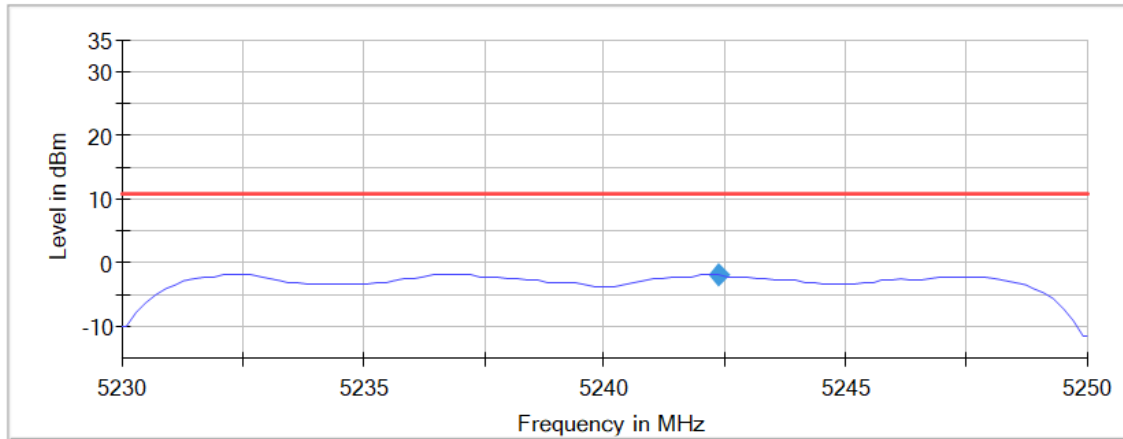
Setting	Instrument Value	Target Value
Start Frequency	5.77500 GHz	5.77500 GHz
Stop Frequency	5.79500 GHz	5.79500 GHz
Span	20.000 MHz	20.000 MHz
RBW	500.000 kHz	<= 500.000 kHz
VBW	2.000 MHz	>= 1.500 MHz
SweepPoints	101	~ 80
Sweeptime	2.020 ms	2.020 ms
Reference Level	0.000 dBm	0.000 dBm
Attenuation	20.000 dB	AUTO
Detector	RMS	RMS

Setting	Instrument Value	Target Value
SweepCount	29703	29703
Filter	3 dB	3 dB
Trace Mode	Max Hold	Max Hold
Sweeptype	Sweep	Sweep
Preamp	off	off
Stablemode	Trace	Trace
Stablevalue	0.50 dB	0.50 dB
Run	2 / max. 15	max. 15
Stable	1 / 1	1
Max Stable Difference	0.35 dB	0.50 dB

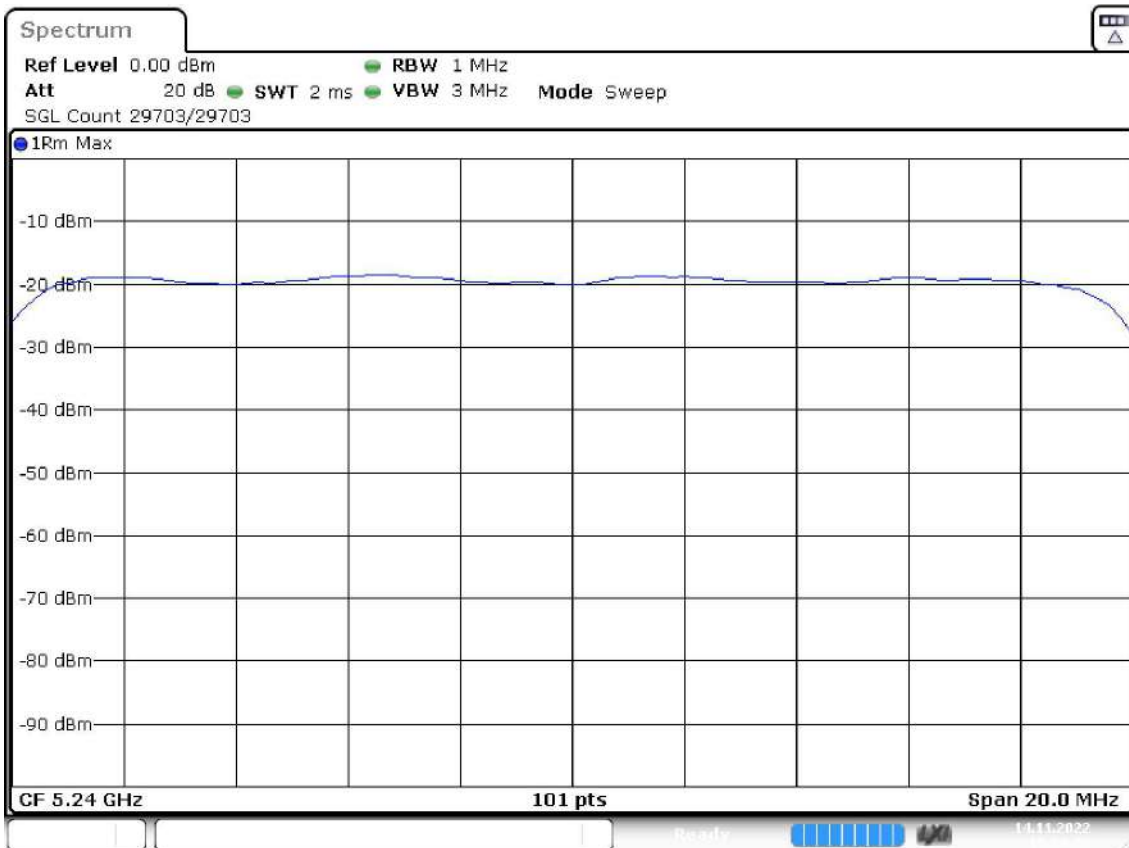
Active Port = 1+2, Frequency MHz = 5240.00000, Modulation = 802.11ax HE20 SS1 (OFDMA MCS8), Mode = MIMO CCD Mode 2x2, Number of Transmission Chains = 2

Images:

Power Spectral Density (SA-3)

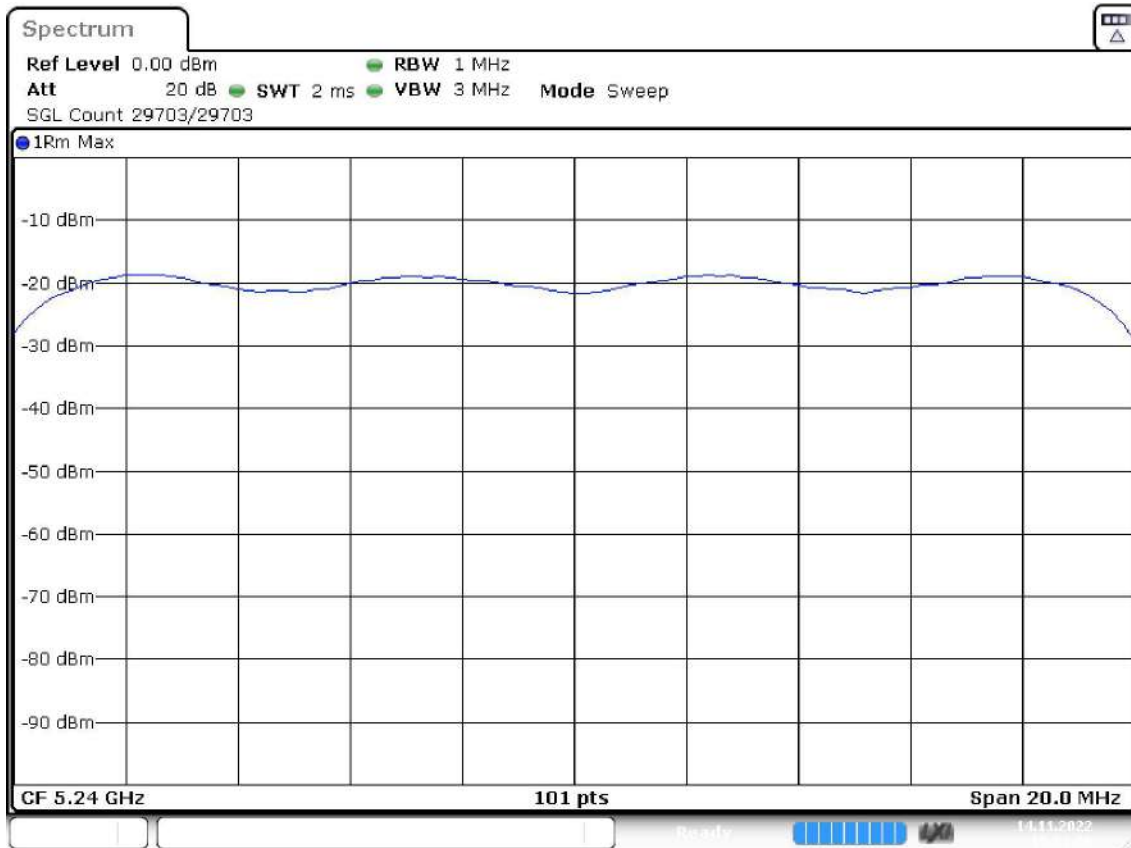


— Limit    ◆ PSD    — Sum Level



Date: 14.NOV.2022 15:04:02





Date: 14.NOV.2022 15:01:07

Tables:

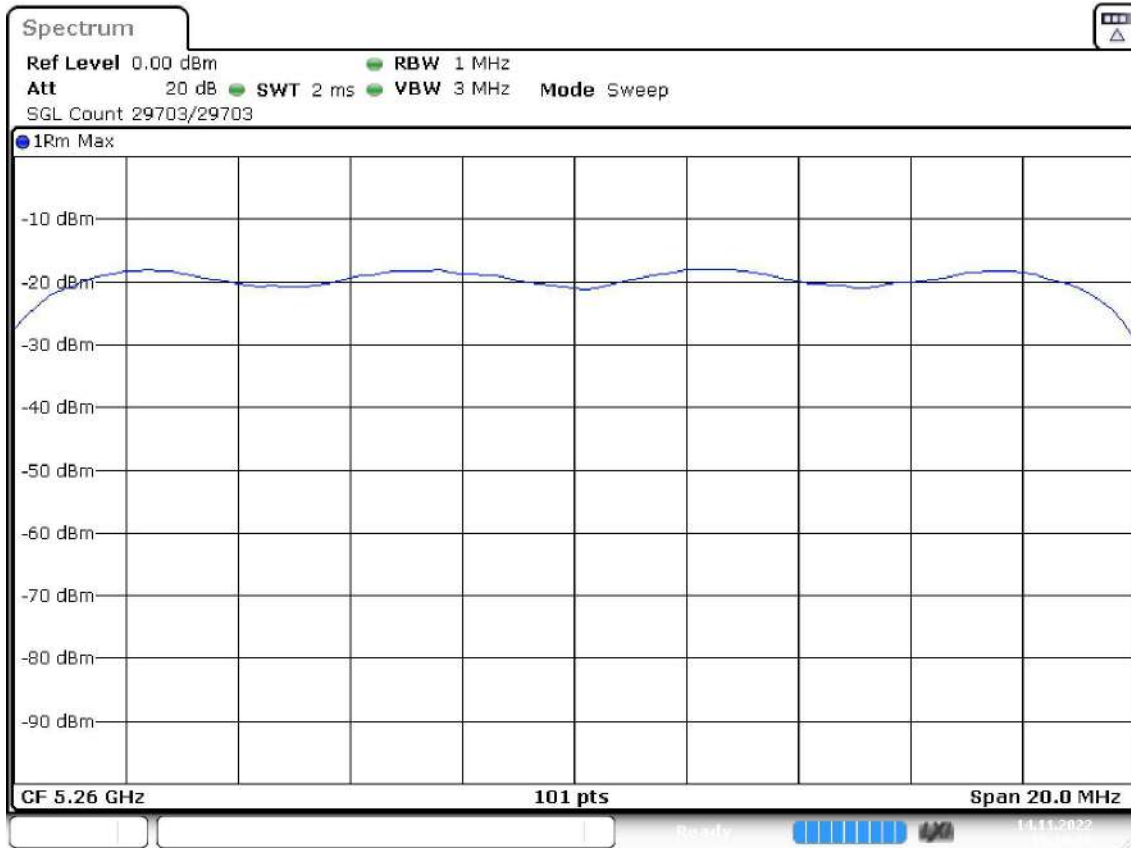
Spectrum Analyzer Parameters

Setting	Instrument Value	Target Value
Start Frequency	5.77500 GHz	5.77500 GHz
Stop Frequency	5.79500 GHz	5.79500 GHz
Span	20.000 MHz	20.000 MHz
RBW	500.000 kHz	<= 500.000 kHz
VBW	2.000 MHz	>= 1.500 MHz
SweepPoints	101	~ 80
Sweeptime	2.020 ms	2.020 ms
Reference Level	0.000 dBm	0.000 dBm
Attenuation	20.000 dB	AUTO
Detector	RMS	RMS

Setting	Instrument Value	Target Value
SweepCount	29703	29703
Filter	3 dB	3 dB
Trace Mode	Max Hold	Max Hold
Sweeptype	Sweep	Sweep
Preamp	off	off
Stablemode	Trace	Trace
Stablevalue	0.50 dB	0.50 dB
Run	2 / max. 15	max. 15
Stable	1 / 1	1
Max Stable Difference	0.35 dB	0.50 dB

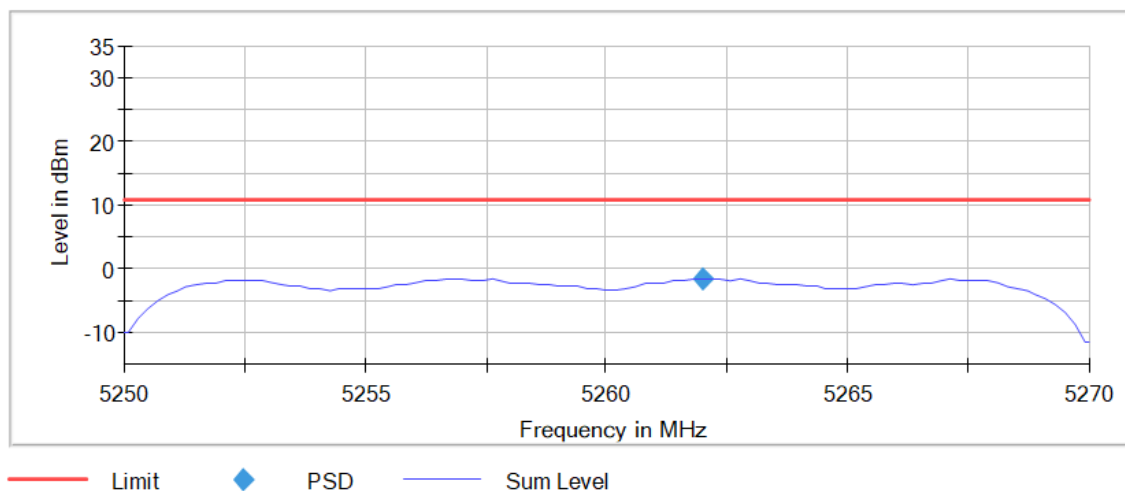
Active Port = 1+2, Frequency MHz = 5260.00000, Modulation = 802.11ax HE20 SS1 (OFDMA MCS8), Mode = MIMO CCD Mode 2x2, Number of Transmission Chains = 2

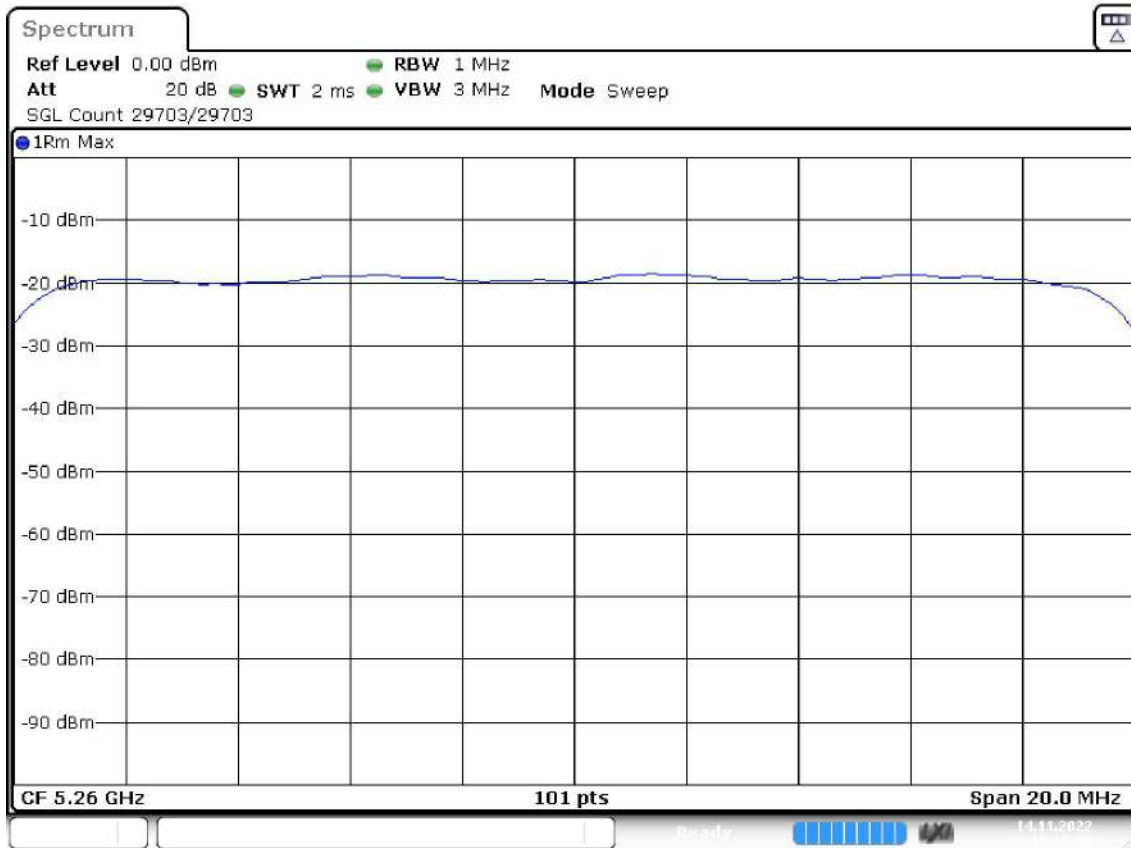
Images:



Date: 14.NOV.2022 15:14:58

Power Spectral Density (SA-3)





Date: 14.NOV.2022 15:17:53

Tables:

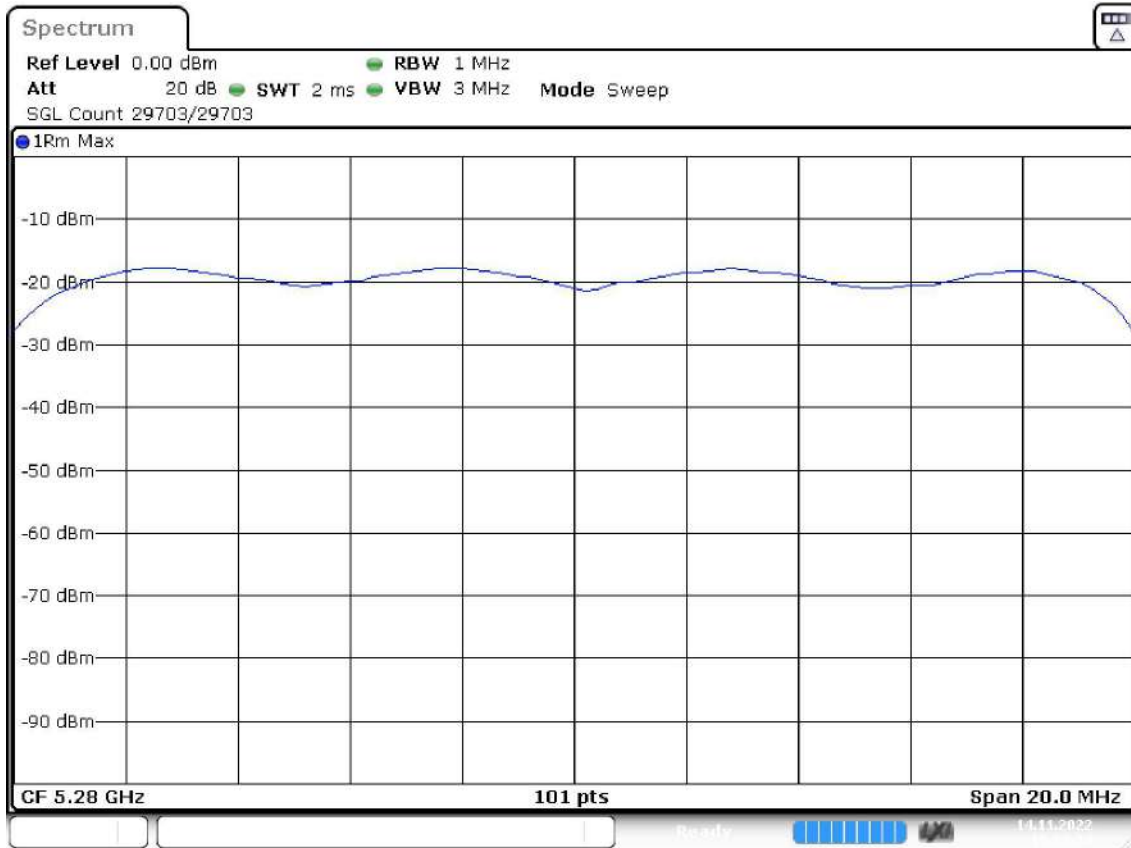
Spectrum Analyzer Parameters

Setting	Instrument Value	Target Value
Start Frequency	5.77500 GHz	5.77500 GHz
Stop Frequency	5.79500 GHz	5.79500 GHz
Span	20.000 MHz	20.000 MHz
RBW	500.000 kHz	<= 500.000 kHz
VBW	2.000 MHz	>= 1.500 MHz
SweepPoints	101	~ 80
Sweeptime	2.020 ms	2.020 ms
Reference Level	0.000 dBm	0.000 dBm
Attenuation	20.000 dB	AUTO
Detector	RMS	RMS

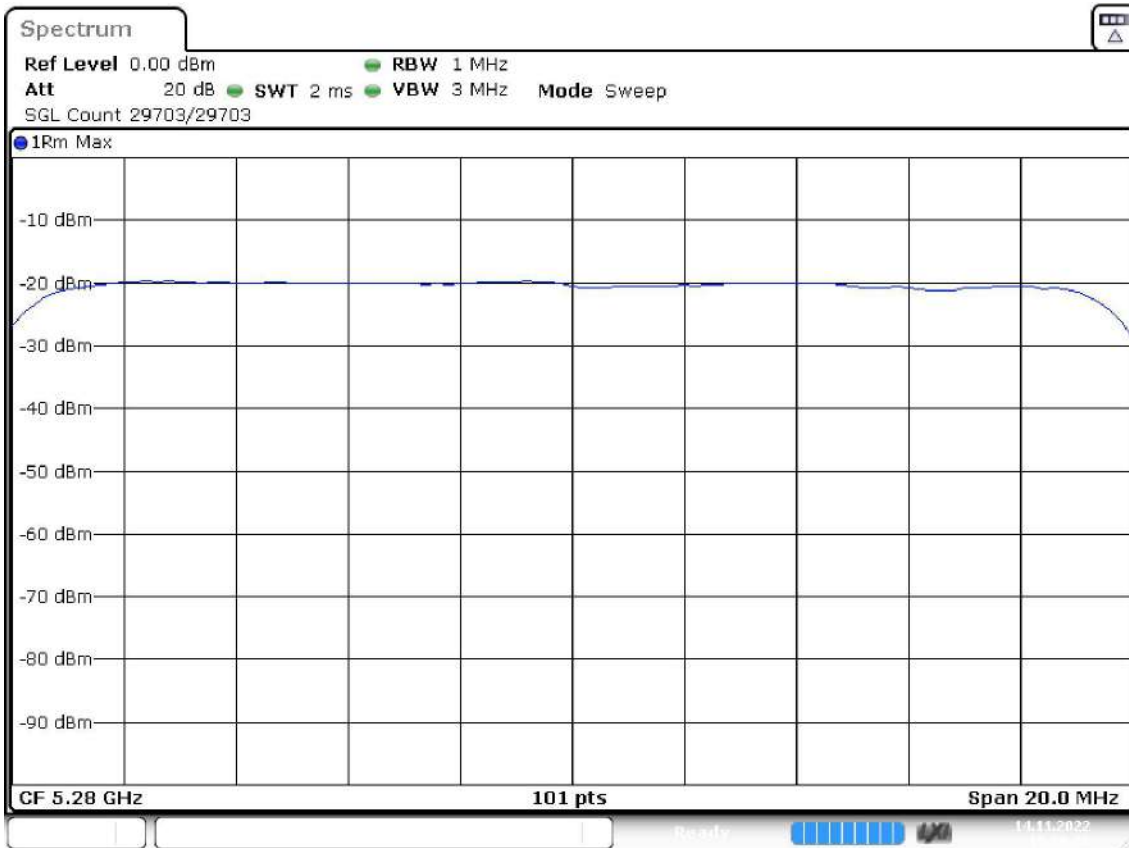
Setting	Instrument Value	Target Value
SweepCount	29703	29703
Filter	3 dB	3 dB
Trace Mode	Max Hold	Max Hold
Sweeptype	Sweep	Sweep
Preamp	off	off
Stablemode	Trace	Trace
Stablevalue	0.50 dB	0.50 dB
Run	2 / max. 15	max. 15
Stable	1 / 1	1
Max Stable Difference	0.35 dB	0.50 dB

Active Port = 1+2, Frequency MHz = 5280.00000, Modulation = 802.11ax HE20 SS1 (OFDMA MCS8), Mode = MIMO CCD Mode 2x2, Number of Transmission Chains = 2

Images:

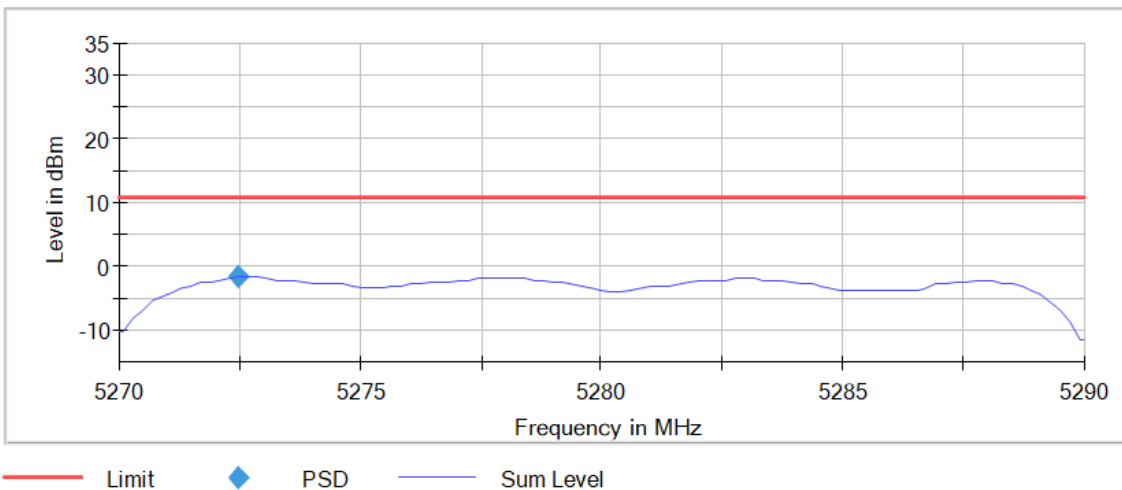


Date: 14.NOV.2022 15:33:54



Date: 14.NOV.2022 15:30:59

Power Spectral Density (SA-3)



Tables:

Spectrum Analyzer Parameters

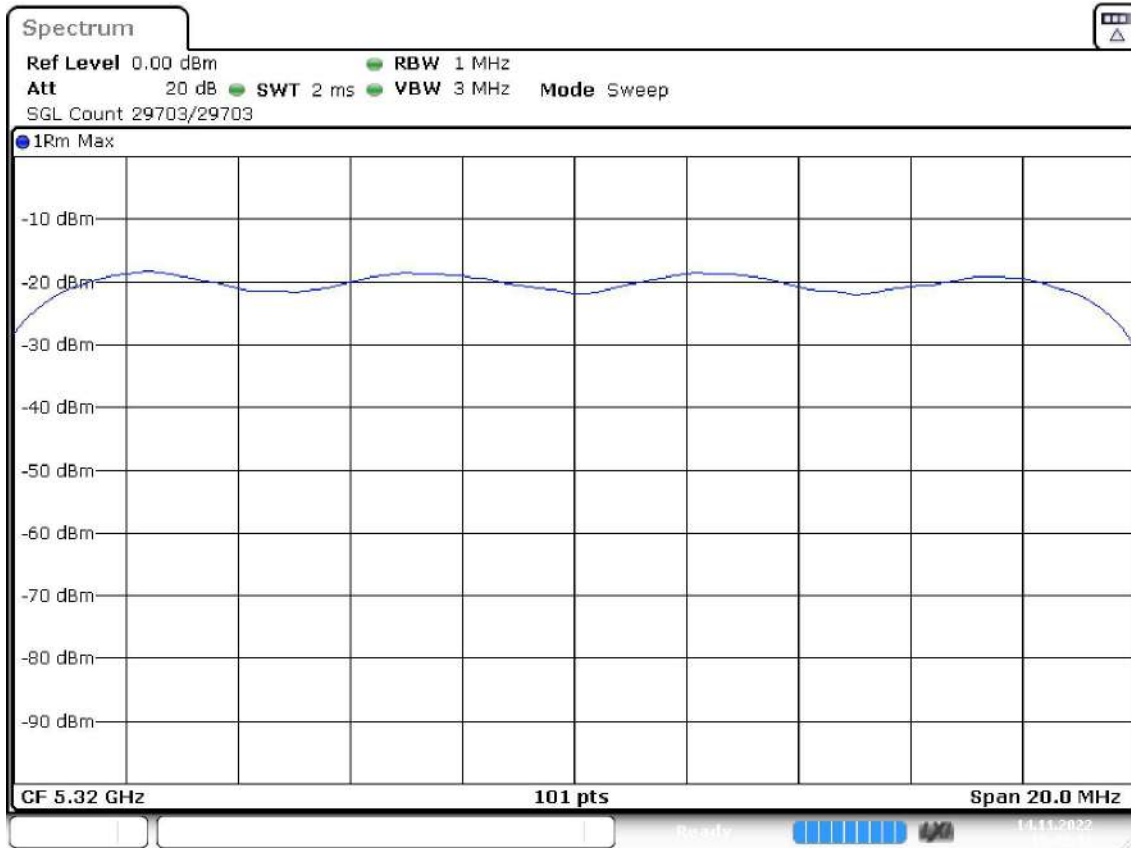
Setting	Instrument Value	Target Value
Start Frequency	5.77500 GHz	5.77500 GHz

Setting	Instrument Value	Target Value
Stop Frequency	5.79500 GHz	5.79500 GHz
Span	20.000 MHz	20.000 MHz
RBW	500.000 kHz	<= 500.000 kHz
VBW	2.000 MHz	>= 1.500 MHz
SweepPoints	101	~ 80
Sweeptime	2.020 ms	2.020 ms
Reference Level	0.000 dBm	0.000 dBm
Attenuation	20.000 dB	AUTO
Detector	RMS	RMS
SweepCount	29703	29703
Filter	3 dB	3 dB
Trace Mode	Max Hold	Max Hold
Sweeptype	Sweep	Sweep
Preamp	off	off
Stablemode	Trace	Trace
Stablevalue	0.50 dB	0.50 dB
Run	2 / max. 15	max. 15
Stable	1 / 1	1
Max Stable Difference	0.35 dB	0.50 dB

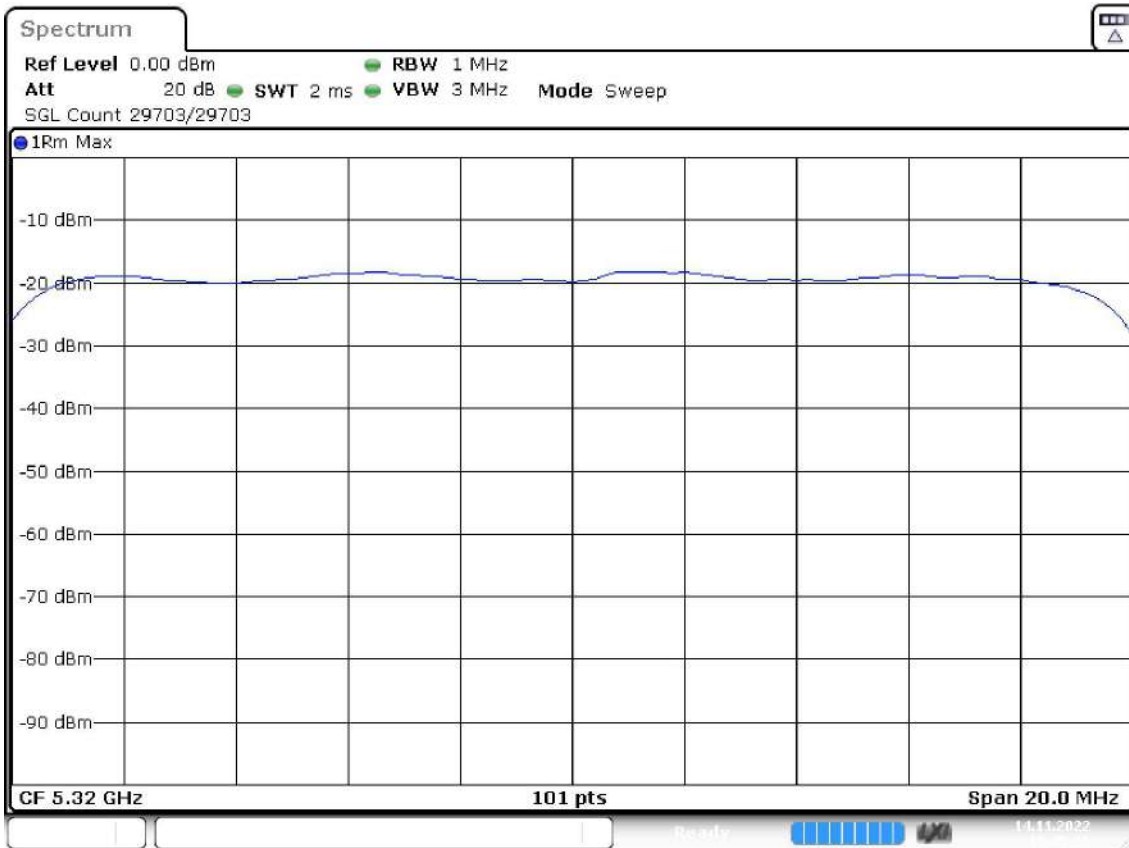


Active Port = 1+2, Frequency MHz = 5320.00000, Modulation = 802.11ax HE20 SS1 (OFDMA MCS8), Mode = MIMO CCD Mode 2x2, Number of Transmission Chains = 2

Images:

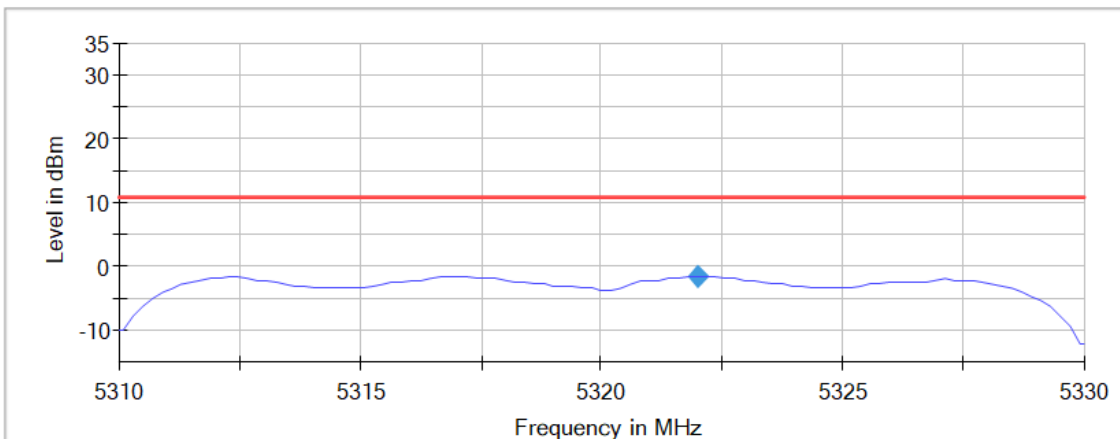


Date: 14.NOV.2022 15:42:41



Date: 14.NOV.2022 15:45:36

Power Spectral Density (SA-3)



— Limit    ◆ PSD    — Sum Level

Tables:

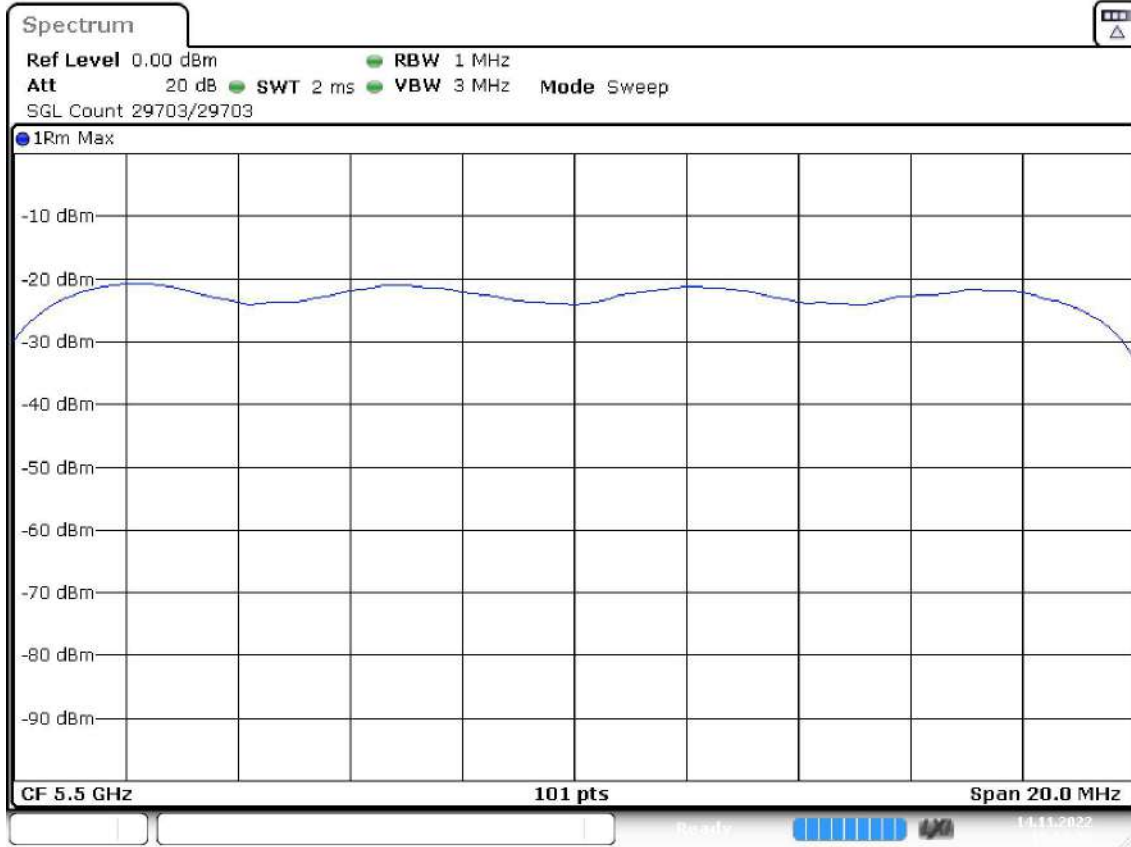
Spectrum Analyzer Parameters

Setting	Instrument Value	Target Value
Start Frequency	5.77500 GHz	5.77500 GHz

Setting	Instrument Value	Target Value
Stop Frequency	5.79500 GHz	5.79500 GHz
Span	20.000 MHz	20.000 MHz
RBW	500.000 kHz	<= 500.000 kHz
VBW	2.000 MHz	>= 1.500 MHz
SweepPoints	101	~ 80
Sweeptime	2.020 ms	2.020 ms
Reference Level	0.000 dBm	0.000 dBm
Attenuation	20.000 dB	AUTO
Detector	RMS	RMS
SweepCount	29703	29703
Filter	3 dB	3 dB
Trace Mode	Max Hold	Max Hold
Sweeptype	Sweep	Sweep
Preamp	off	off
Stablemode	Trace	Trace
Stablevalue	0.50 dB	0.50 dB
Run	2 / max. 15	max. 15
Stable	1 / 1	1
Max Stable Difference	0.35 dB	0.50 dB

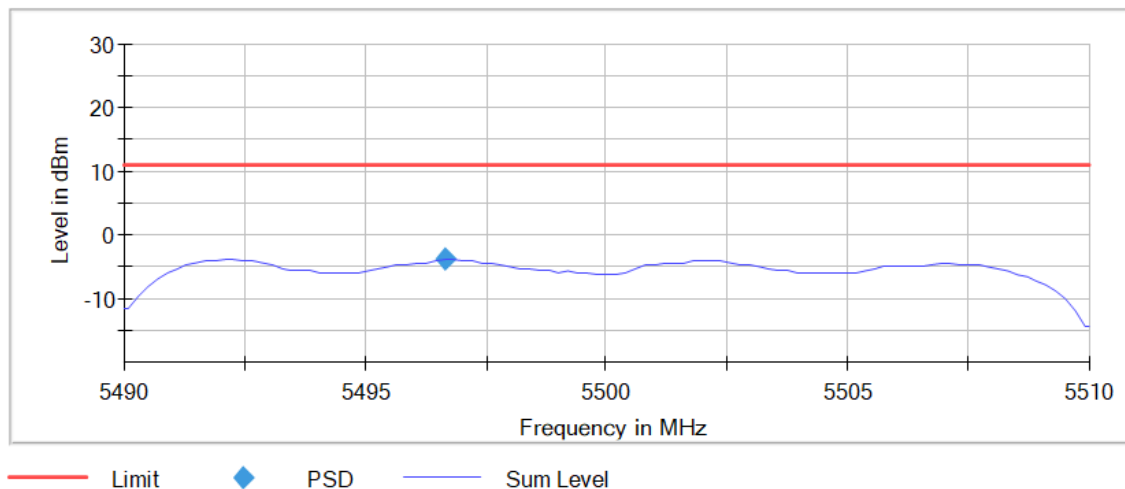
Active Port = 1+2, Frequency MHz = 5500.00000, Modulation = 802.11ax HE20 SS1 (OFDMA MCS8), Mode = MIMO CCD Mode 2x2, Number of Transmission Chains = 2

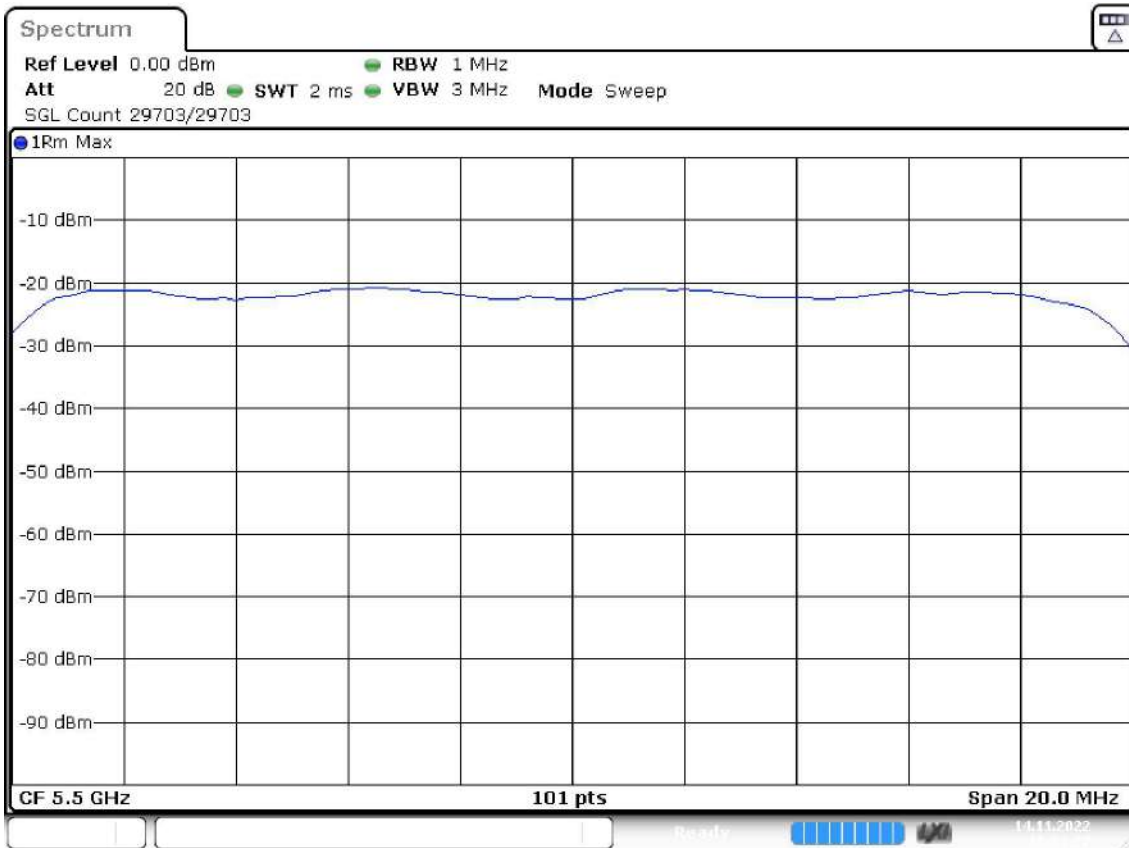
Images:



Date: 14.NOV.2022 15:58:33

Power Spectral Density (SA-3)





Date: 14.NOV.2022 16:01:27

Tables:

Spectrum Analyzer Parameters

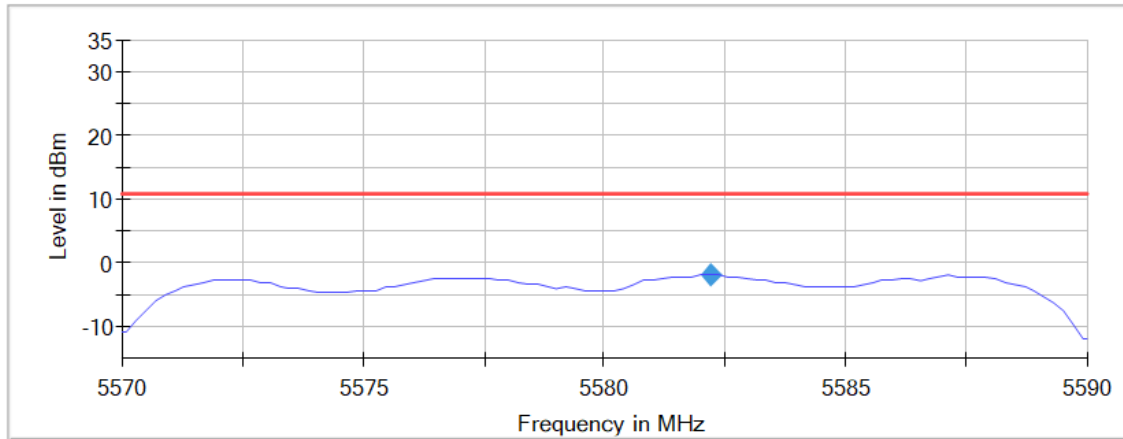
Setting	Instrument Value	Target Value
Start Frequency	5.77500 GHz	5.77500 GHz
Stop Frequency	5.79500 GHz	5.79500 GHz
Span	20.000 MHz	20.000 MHz
RBW	500.000 kHz	<= 500.000 kHz
VBW	2.000 MHz	>= 1.500 MHz
SweepPoints	101	~ 80
Sweeptime	2.020 ms	2.020 ms
Reference Level	0.000 dBm	0.000 dBm
Attenuation	20.000 dB	AUTO
Detector	RMS	RMS

Setting	Instrument Value	Target Value
SweepCount	29703	29703
Filter	3 dB	3 dB
Trace Mode	Max Hold	Max Hold
Sweeptype	Sweep	Sweep
Preamp	off	off
Stablemode	Trace	Trace
Stablevalue	0.50 dB	0.50 dB
Run	2 / max. 15	max. 15
Stable	1 / 1	1
Max Stable Difference	0.35 dB	0.50 dB

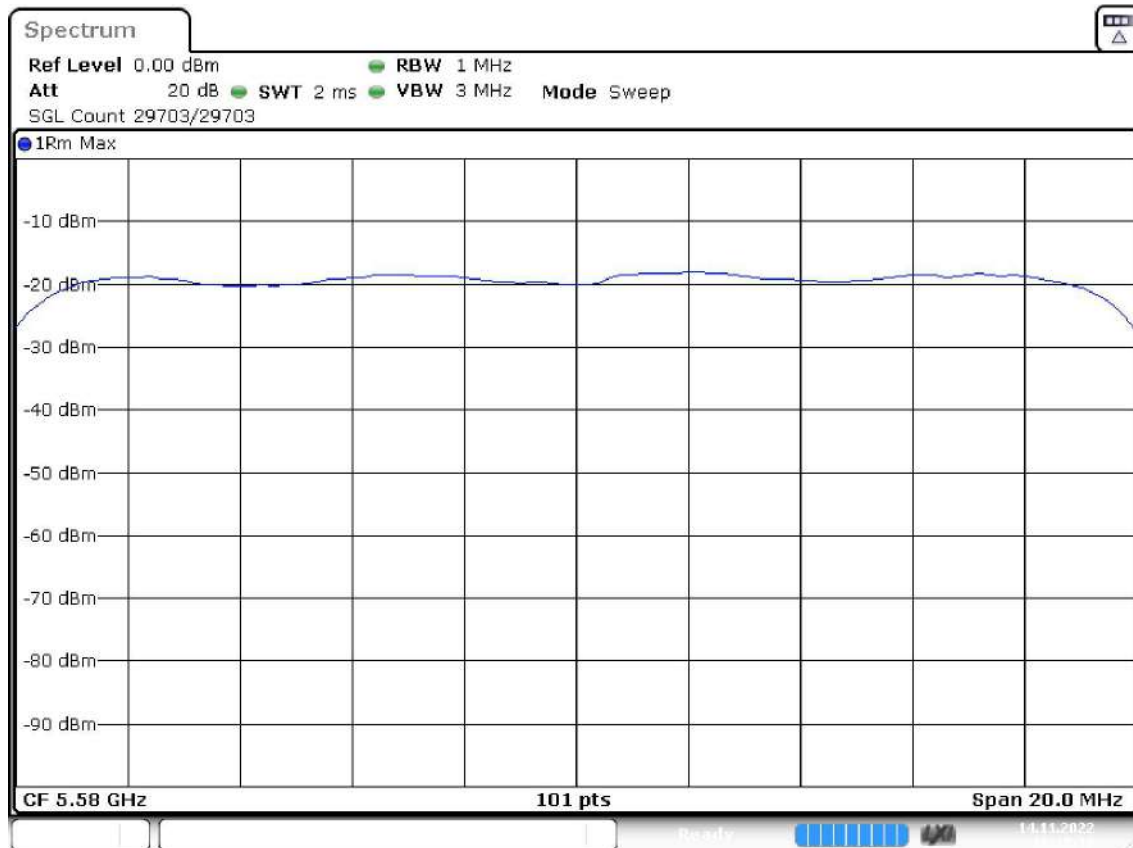
Active Port = 1+2, Frequency MHz = 5580.00000, Modulation = 802.11ax HE20 SS1 (OFDMA MCS8), Mode = MIMO CCD Mode 2x2, Number of Transmission Chains = 2

Images:

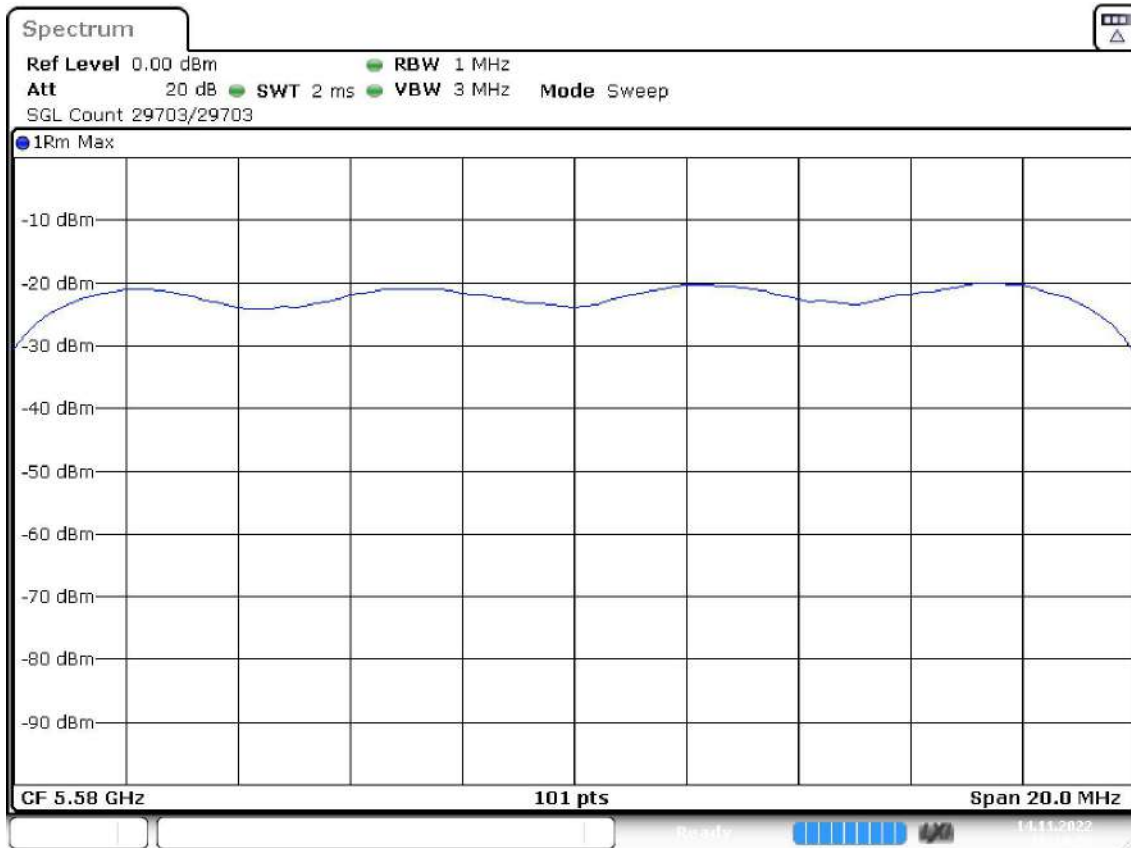
Power Spectral Density (SA-3)



— Limit    ◆ PSD    — Sum Level



Date: 14.NOV.2022 16:17:17



Date: 14.NOV.2022 16:14:23

Tables:

Spectrum Analyzer Parameters

Setting	Instrument Value	Target Value
Start Frequency	5.77500 GHz	5.77500 GHz
Stop Frequency	5.79500 GHz	5.79500 GHz
Span	20.000 MHz	20.000 MHz
RBW	500.000 kHz	<= 500.000 kHz
VBW	2.000 MHz	>= 1.500 MHz
SweepPoints	101	~ 80
Sweeptime	2.020 ms	2.020 ms
Reference Level	0.000 dBm	0.000 dBm
Attenuation	20.000 dB	AUTO
Detector	RMS	RMS

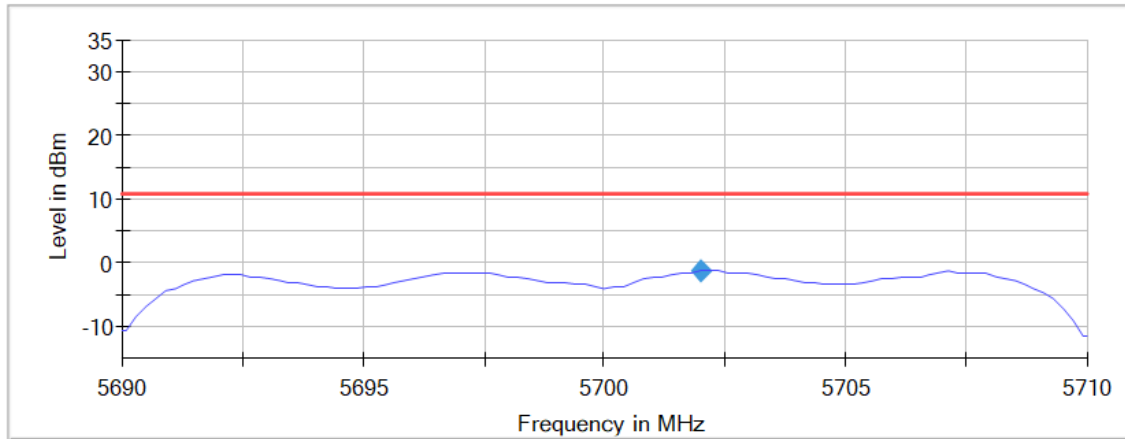


Setting	Instrument Value	Target Value
SweepCount	29703	29703
Filter	3 dB	3 dB
Trace Mode	Max Hold	Max Hold
Sweeptype	Sweep	Sweep
Preamp	off	off
Stablemode	Trace	Trace
Stablevalue	0.50 dB	0.50 dB
Run	2 / max. 15	max. 15
Stable	1 / 1	1
Max Stable Difference	0.35 dB	0.50 dB

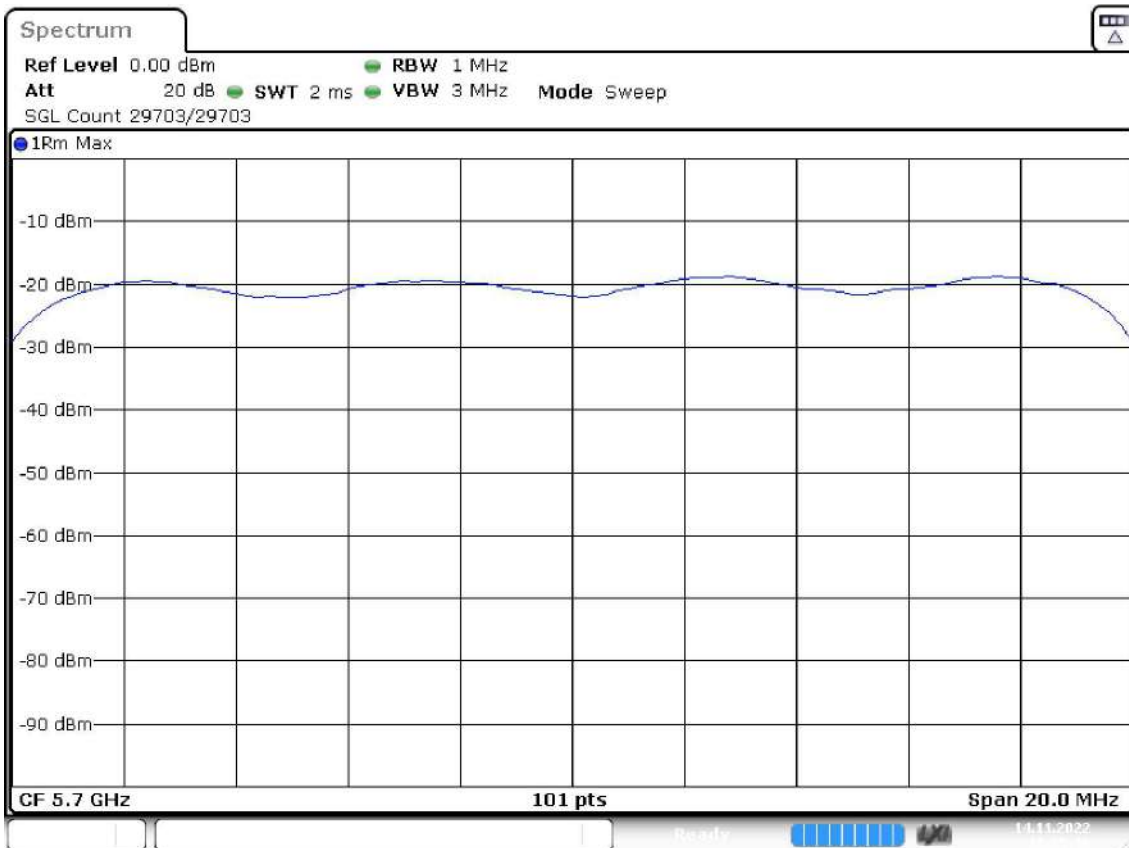
Active Port = 1+2, Frequency MHz = 5700.00000, Modulation = 802.11ax HE20 SS1 (OFDMA MCS8), Mode = MIMO CCD Mode 2x2, Number of Transmission Chains = 2

Images:

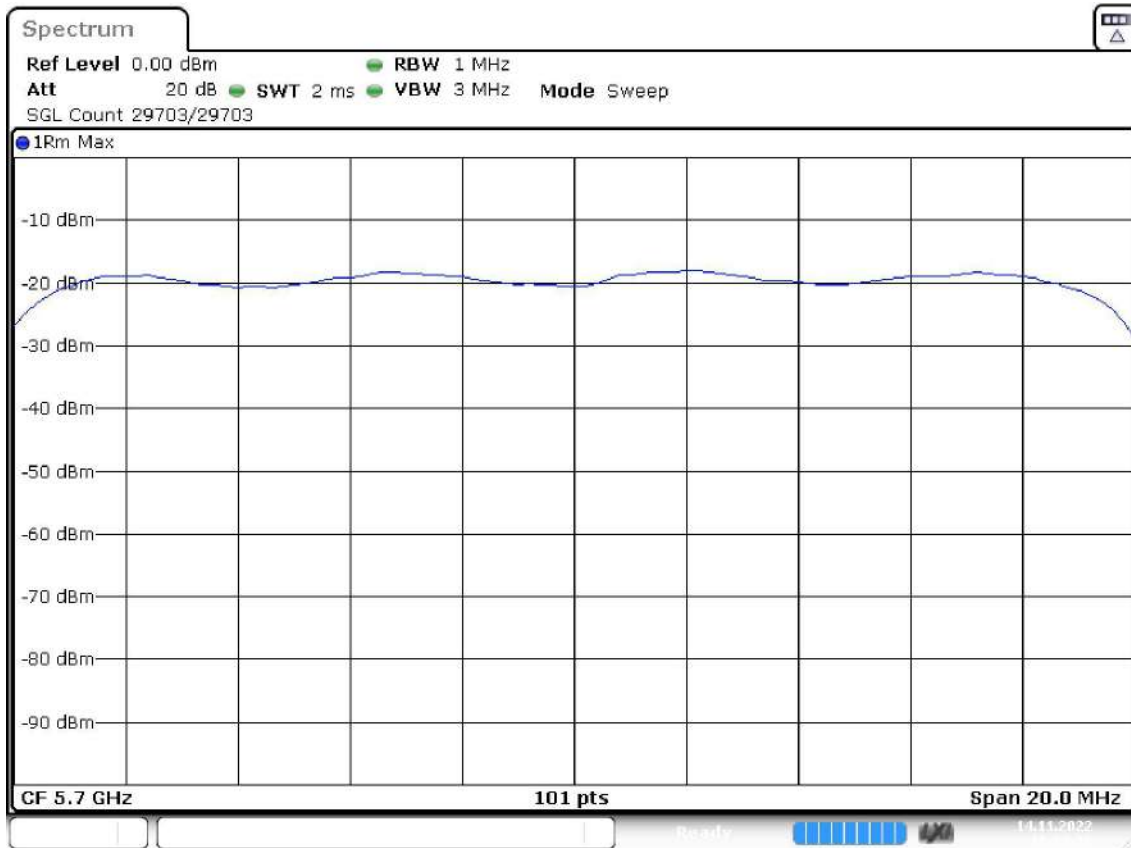
Power Spectral Density (SA-3)



— Limit    ◆ PSD    — Sum Level



Date: 14.NOV.2022 16:25:46



Date: 14.NOV.2022 16:28:39

Tables:

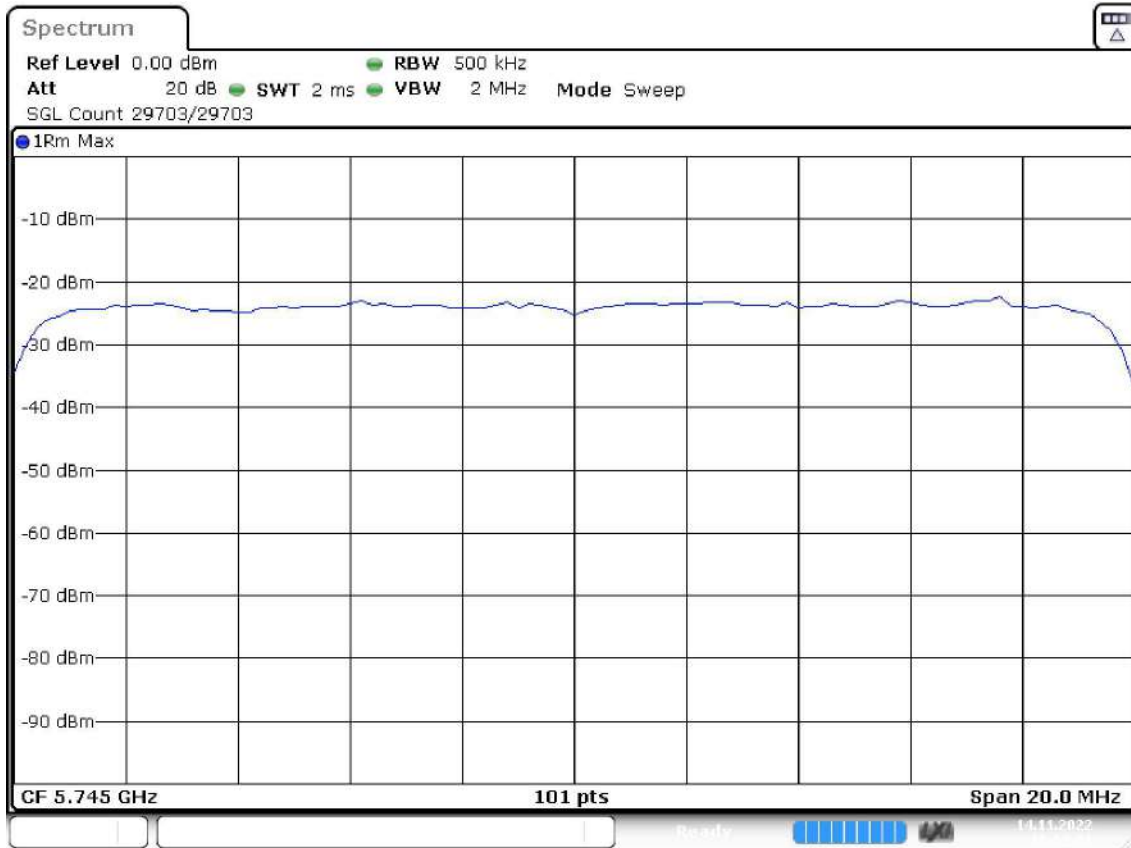
Spectrum Analyzer Parameters

Setting	Instrument Value	Target Value
Start Frequency	5.77500 GHz	5.77500 GHz
Stop Frequency	5.79500 GHz	5.79500 GHz
Span	20.000 MHz	20.000 MHz
RBW	500.000 kHz	<= 500.000 kHz
VBW	2.000 MHz	>= 1.500 MHz
SweepPoints	101	~ 80
Sweeptime	2.020 ms	2.020 ms
Reference Level	0.000 dBm	0.000 dBm
Attenuation	20.000 dB	AUTO
Detector	RMS	RMS

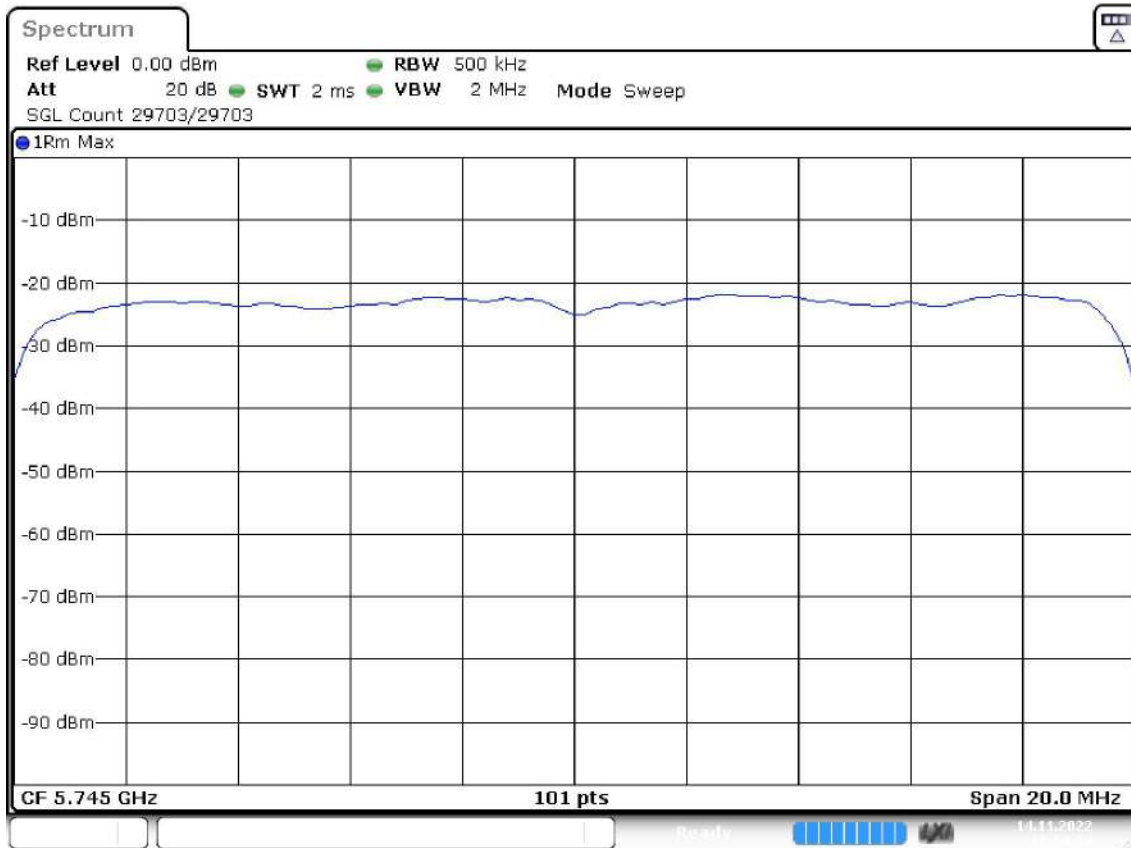
Setting	Instrument Value	Target Value
SweepCount	29703	29703
Filter	3 dB	3 dB
Trace Mode	Max Hold	Max Hold
Sweeptype	Sweep	Sweep
Preamp	off	off
Stablemode	Trace	Trace
Stablevalue	0.50 dB	0.50 dB
Run	2 / max. 15	max. 15
Stable	1 / 1	1
Max Stable Difference	0.35 dB	0.50 dB

Active Port = 1+2, Frequency MHz = 5745.00000, Modulation = 802.11ax HE20 SS1 (OFDMA MCS8), Mode = MIMO CCD Mode 2x2, Number of Transmission Chains = 2

Images:

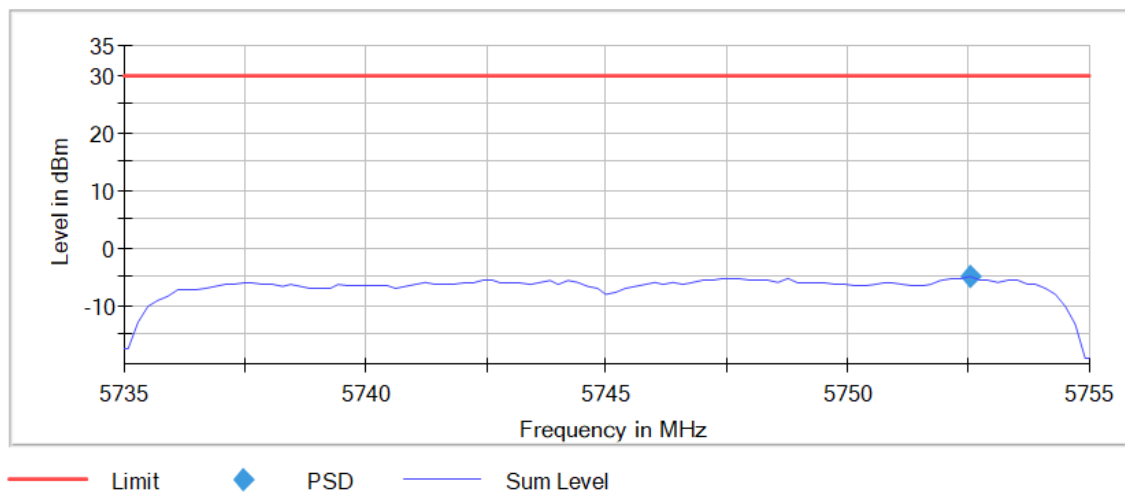


Date: 14.NOV.2022 16:52:02



Date: 14.NOV.2022 16:54:55

Power Spectral Density (SA-3)



Tables:

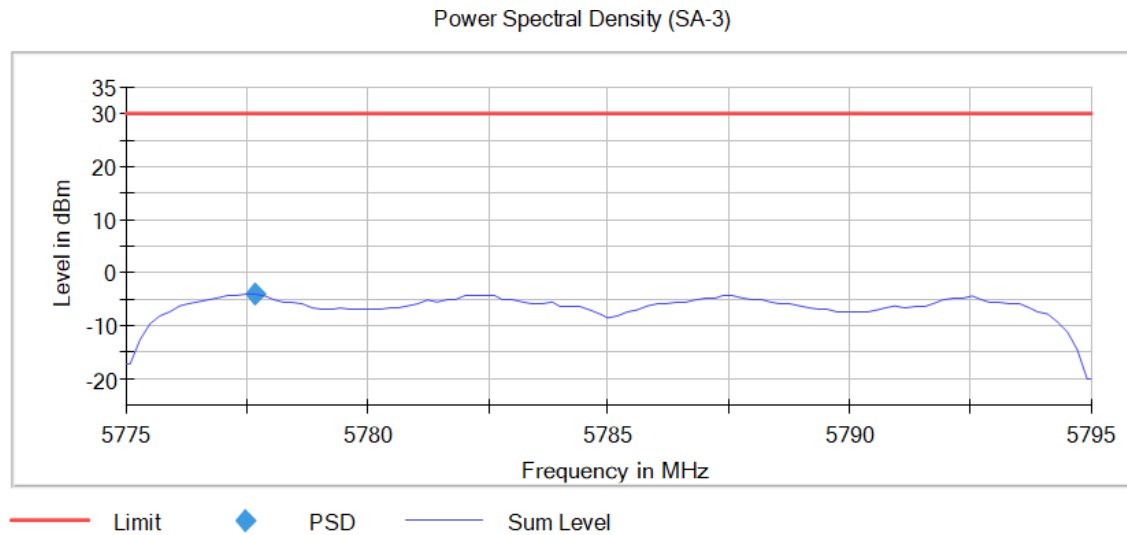
Spectrum Analyzer Parameters

Setting	Instrument Value	Target Value
Start Frequency	5.77500 GHz	5.77500 GHz

Setting	Instrument Value	Target Value
Stop Frequency	5.79500 GHz	5.79500 GHz
Span	20.000 MHz	20.000 MHz
RBW	500.000 kHz	<= 500.000 kHz
VBW	2.000 MHz	>= 1.500 MHz
SweepPoints	101	~ 80
Sweeptime	2.020 ms	2.020 ms
Reference Level	0.000 dBm	0.000 dBm
Attenuation	20.000 dB	AUTO
Detector	RMS	RMS
SweepCount	29703	29703
Filter	3 dB	3 dB
Trace Mode	Max Hold	Max Hold
Sweeptype	Sweep	Sweep
Preamp	off	off
Stablemode	Trace	Trace
Stablevalue	0.50 dB	0.50 dB
Run	2 / max. 15	max. 15
Stable	1 / 1	1
Max Stable Difference	0.35 dB	0.50 dB

Active Port = 1+2, Frequency MHz = 5785.00000, Modulation = 802.11ax HE20 SS1 (OFDMA MCS8), Mode = MIMO CCD Mode 2x2, Number of Transmission Chains = 2

Images:



Tables:

Spectrum Analyzer Parameters

Setting	Instrument Value	Target Value
Start Frequency	5.77500 GHz	5.77500 GHz
Stop Frequency	5.79500 GHz	5.79500 GHz
Span	20.000 MHz	20.000 MHz
RBW	500.000 kHz	<= 500.000 kHz
VBW	2.000 MHz	>= 1.500 MHz
SweepPoints	101	~ 80
Sweptime	2.020 ms	2.020 ms
Reference Level	0.000 dBm	0.000 dBm
Attenuation	20.000 dB	AUTO
Detector	RMS	RMS
SweepCount	29703	29703
Filter	3 dB	3 dB
Trace Mode	Max Hold	Max Hold

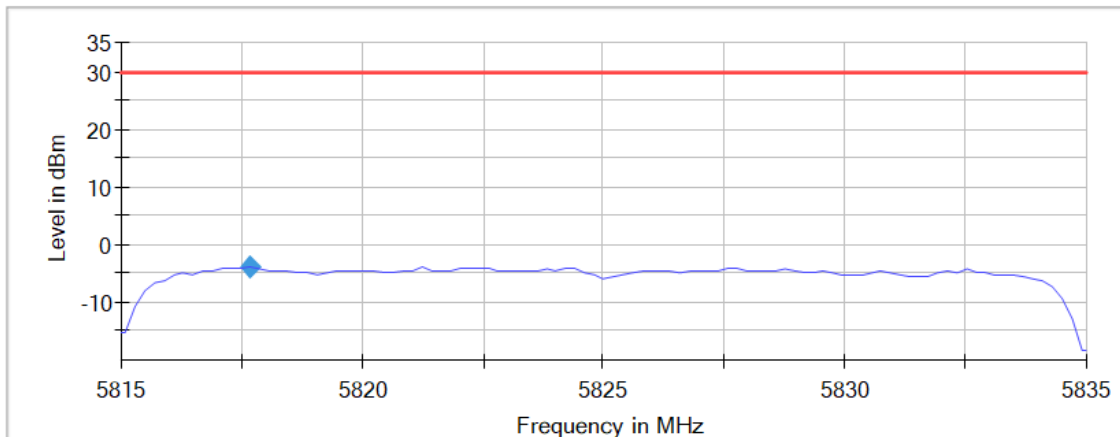


Setting	Instrument Value	Target Value
Sweeptype	Sweep	Sweep
Preamp	off	off
Stablemode	Trace	Trace
Stablevalue	0.50 dB	0.50 dB
Run	2 / max. 15	max. 15
Stable	1 / 1	1
Max Stable Difference	0.35 dB	0.50 dB

Active Port = 1+2, Frequency MHz = 5825.00000, Modulation = 802.11ax HE20 SS1 (OFDMA MCS8), Mode = MIMO CCD Mode 2x2, Number of Transmission Chains = 2

Images:

Power Spectral Density (SA-3)



— Limit    ◆ PSD    — Sum Level

Tables:

Spectrum Analyzer Parameters

Setting	Instrument Value	Target Value
Start Frequency	5.77500 GHz	5.77500 GHz
Stop Frequency	5.79500 GHz	5.79500 GHz
Span	20.000 MHz	20.000 MHz
RBW	500.000 kHz	<= 500.000 kHz
VBW	2.000 MHz	>= 1.500 MHz

Setting	Instrument Value	Target Value
SweepPoints	101	~ 80
Sweeptime	2.020 ms	2.020 ms
Reference Level	0.000 dBm	0.000 dBm
Attenuation	20.000 dB	AUTO
Detector	RMS	RMS
SweepCount	29703	29703
Filter	3 dB	3 dB
Trace Mode	Max Hold	Max Hold
Sweeptype	Sweep	Sweep
Preamp	off	off
Stablemode	Trace	Trace
Stablevalue	0.50 dB	0.50 dB
Run	2 / max. 15	max. 15
Stable	1 / 1	1
Max Stable Difference	0.35 dB	0.50 dB

Mode: MIMO CCD Mode 2x2

Modulation: 802.11ax HE40 SS1 (OFDMA MCS9)

*Results*

Port	Freq (MHz)	PSD (dBm)
1+2	5190.00000	-4.10
1+2	5230.00000	-3.64
1+2	5270.00000	-3.76
1+2	5310.00000	-3.92
1+2	5510.00000	-5.89
1+2	5550.00000	-4.99
1+2	5670.00000	-4.23

Port	Freq (MHz)	PSD (dBm)
1+2	5755.00000	-6.08
1+2	5795.00000	-5.60

*Verdict*

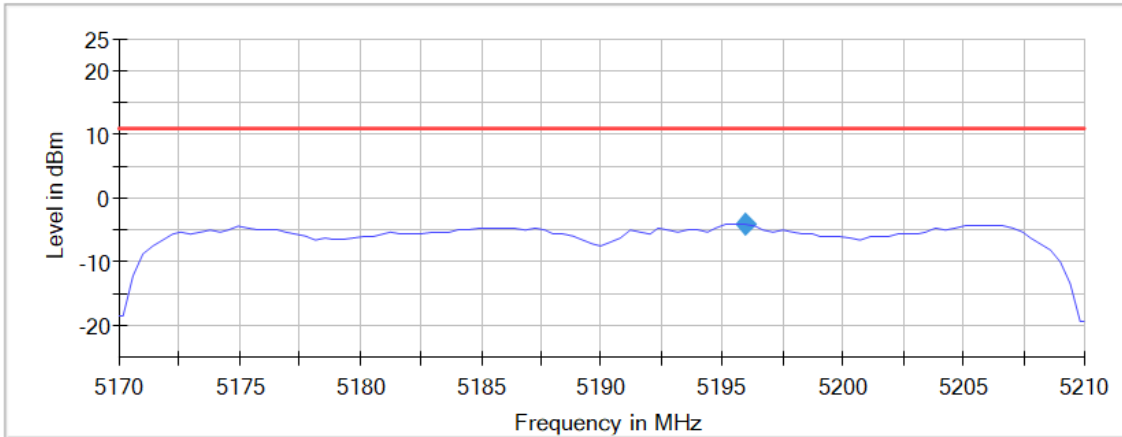
Pass

Attachments

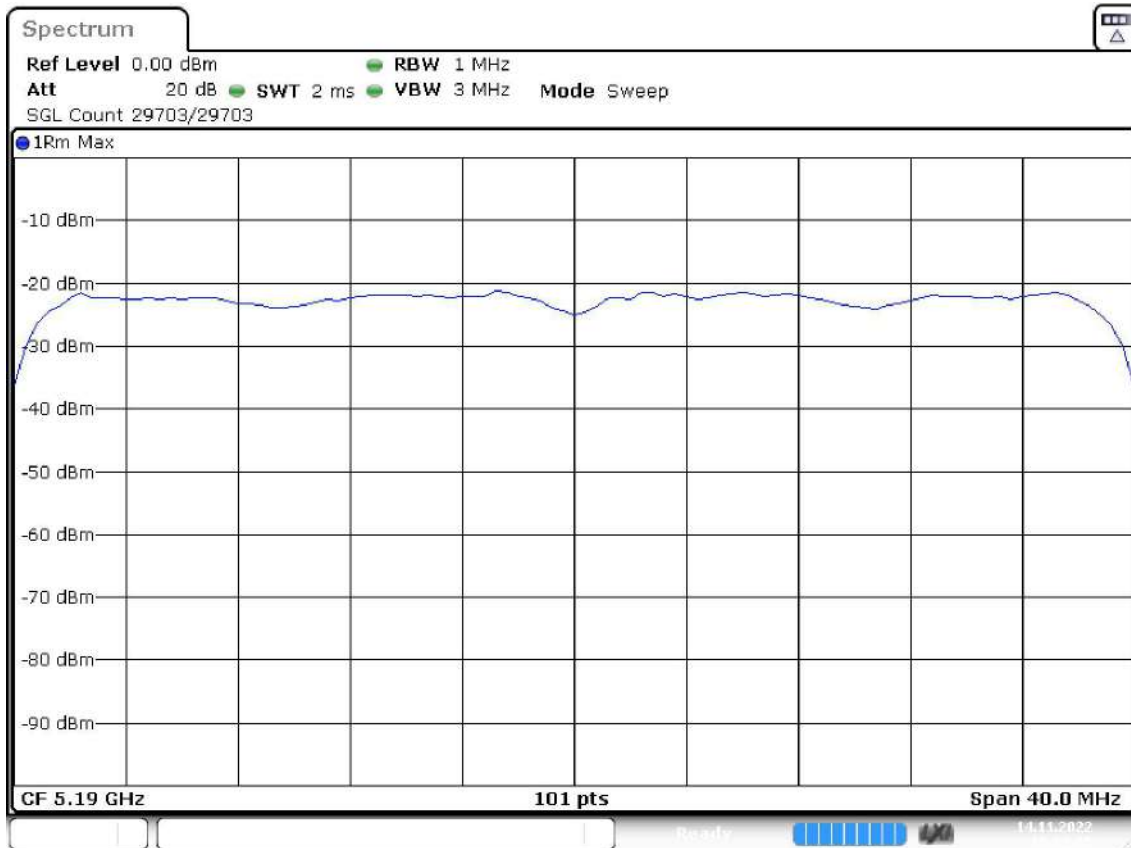
Active Port = 1+2, Frequency MHz = 5190.00000, Modulation = 802.11ax HE40 SS1 (OFDMA MCS9), Mode = MIMO CCD Mode 2x2, Number of Transmission Chains = 2

Images:

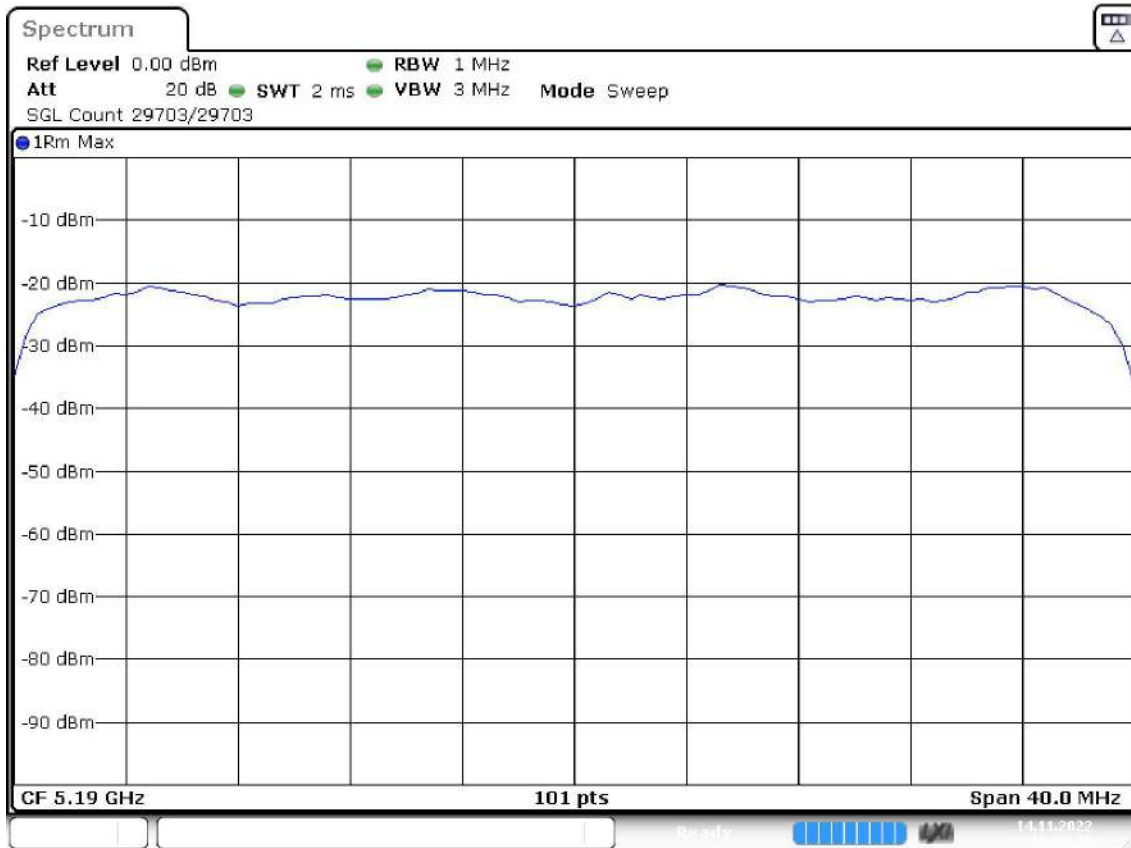
Power Spectral Density (SA-3)



— Limit    ◆ PSD    — Sum Level



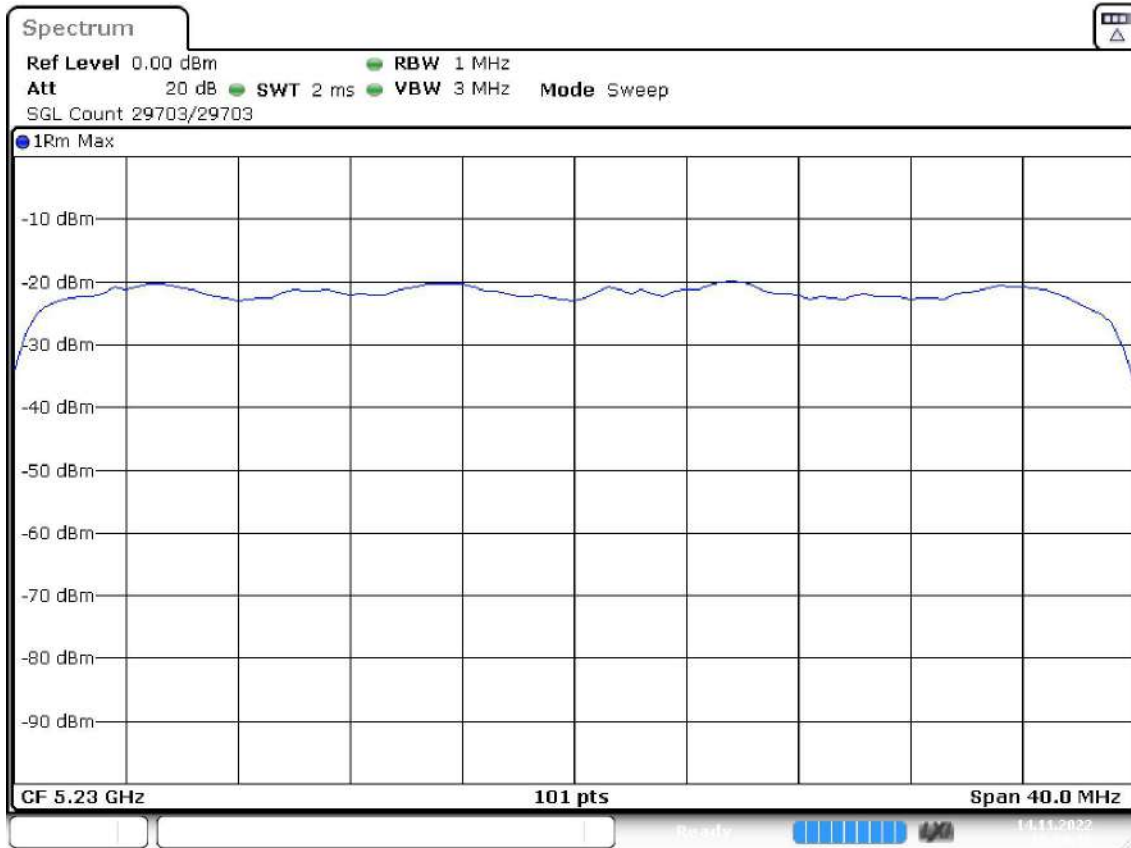
Date: 14.NOV.2022 18:22:55



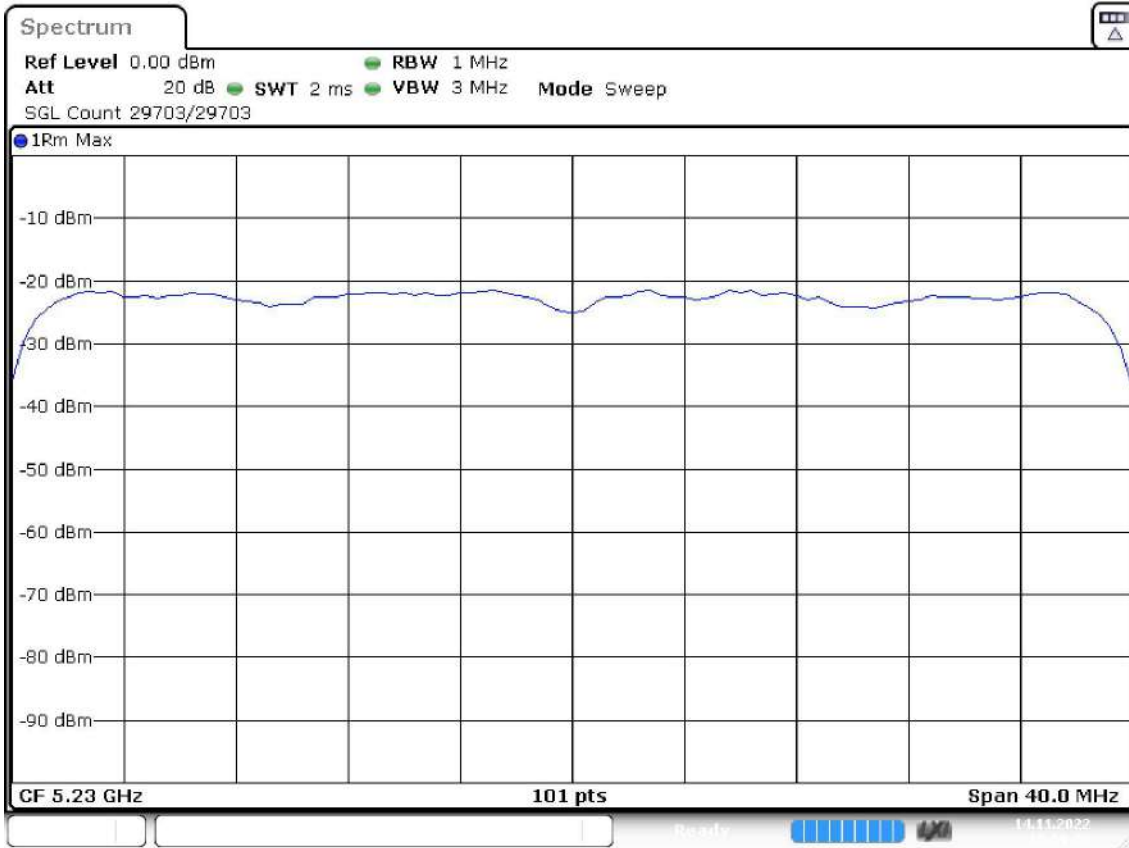
Date: 14.NOV.2022 18:28:26

Active Port = 1+2, Frequency MHz = 5230.00000, Modulation = 802.11ax HE40 SS1 (OFDMA MCS9), Mode = MIMO CCD Mode 2x2, Number of Transmission Chains = 2

Images:

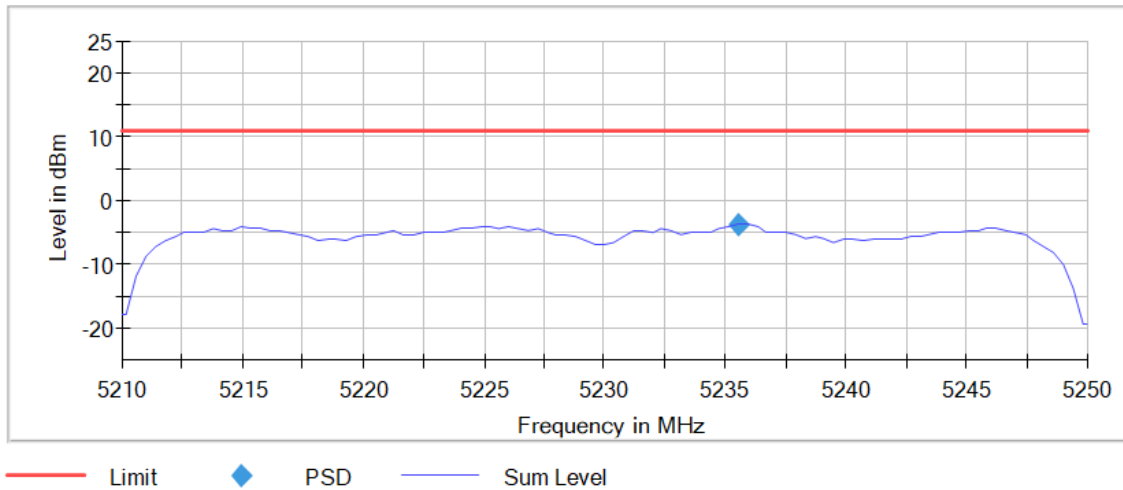


Date: 14.NOV.2022 19:04:16



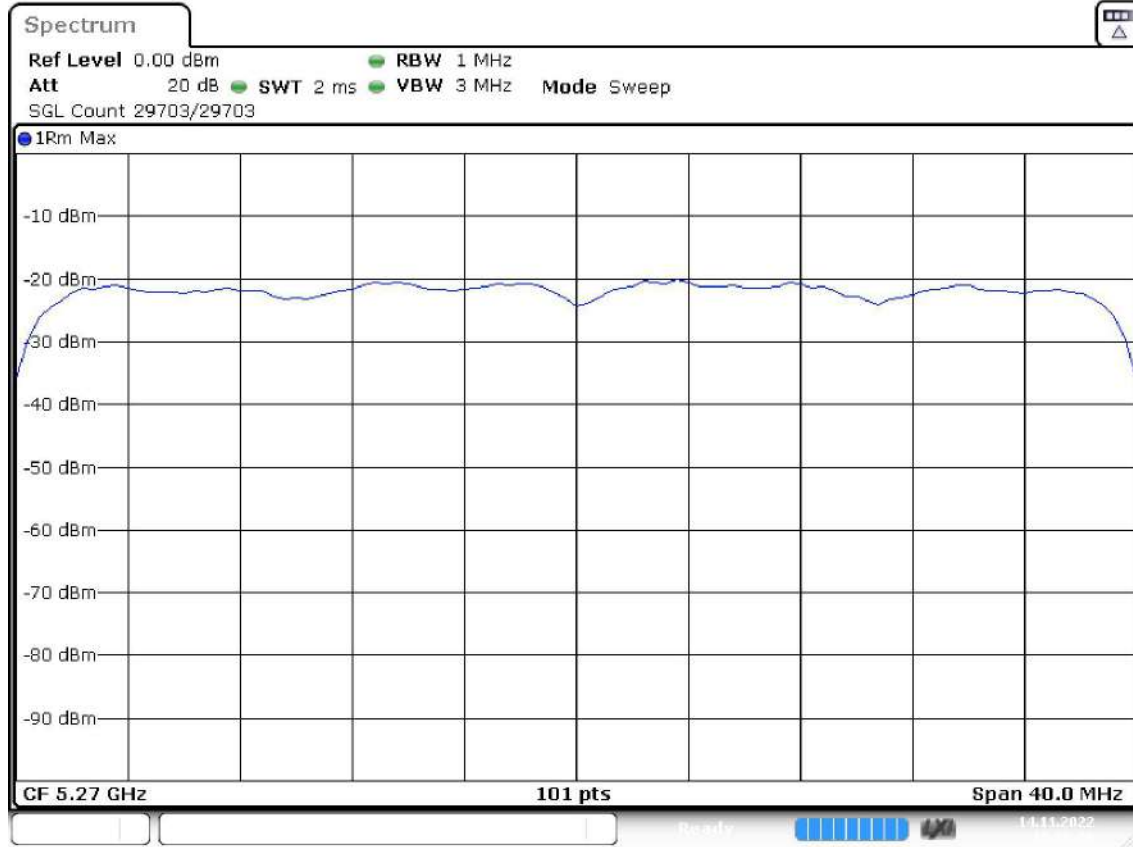
Date: 14.NOV.2022 18:59:54

Power Spectral Density (SA-3)



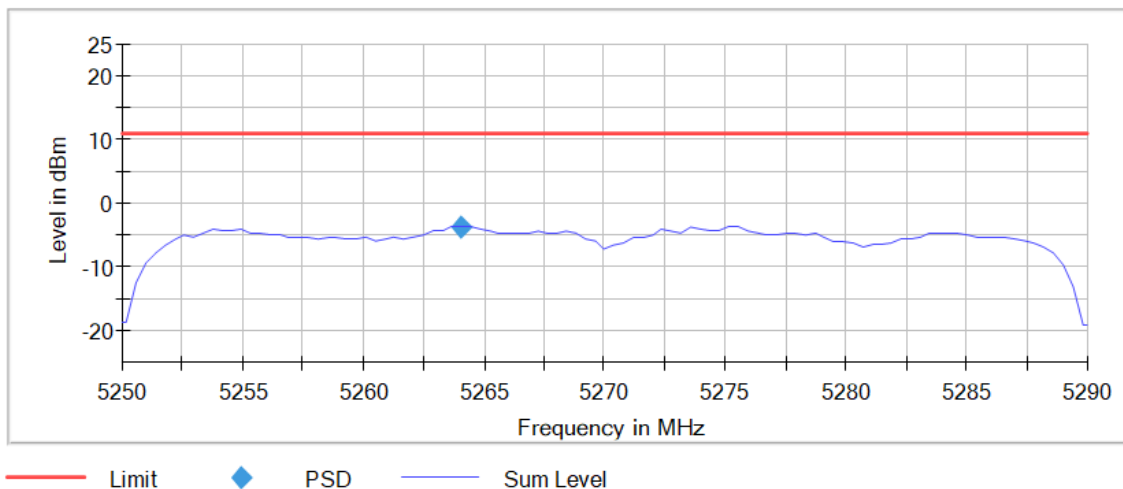
Active Port = 1+2, Frequency MHz = 5270.00000, Modulation = 802.11ax HE40 SS1 (OFDMA MCS9), Mode = MIMO CCD Mode 2x2, Number of Transmission Chains = 2

Images:

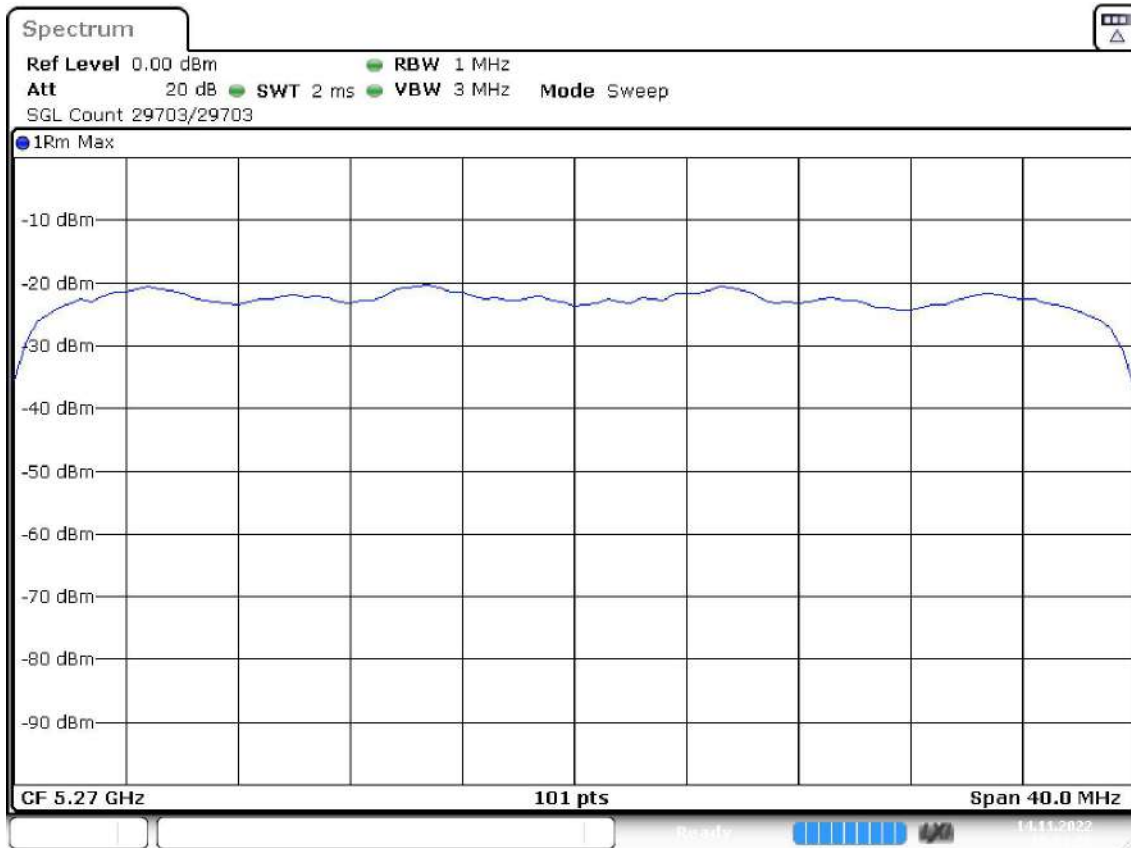


Date: 14.NOV.2022 19:26:01

Power Spectral Density (SA-3)



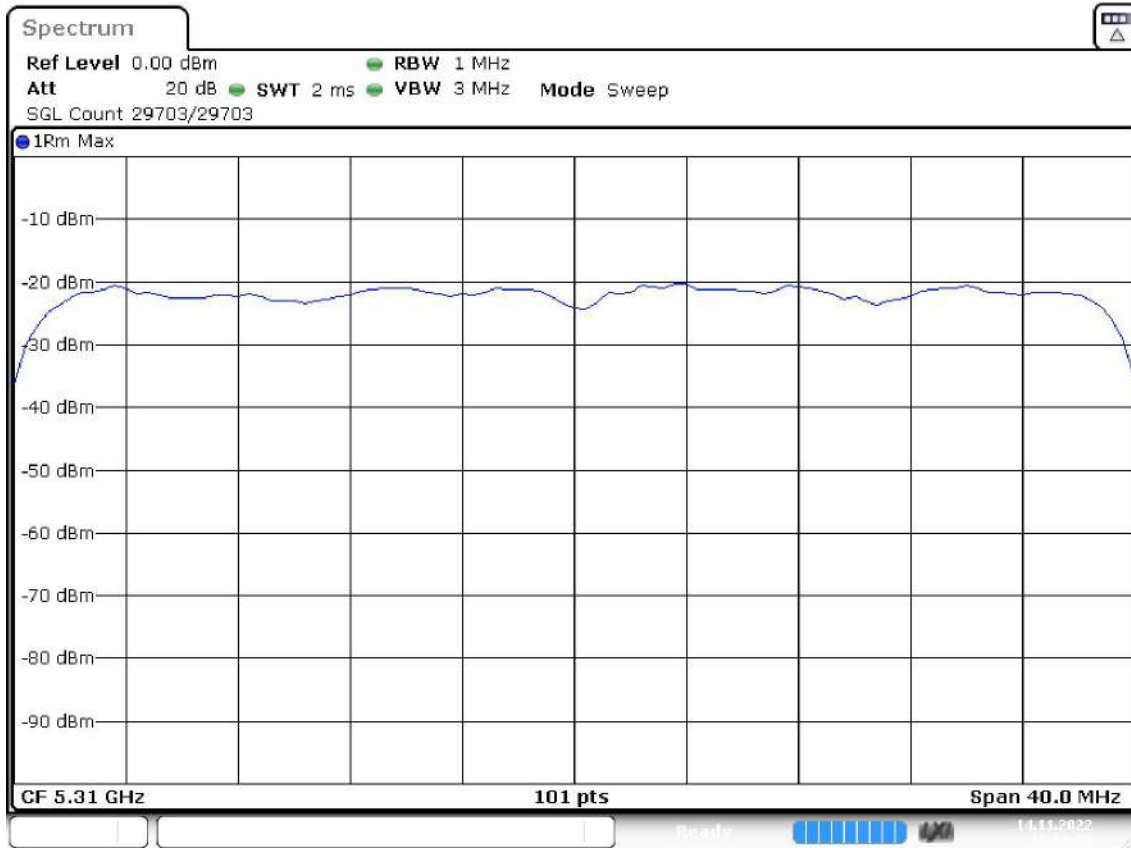




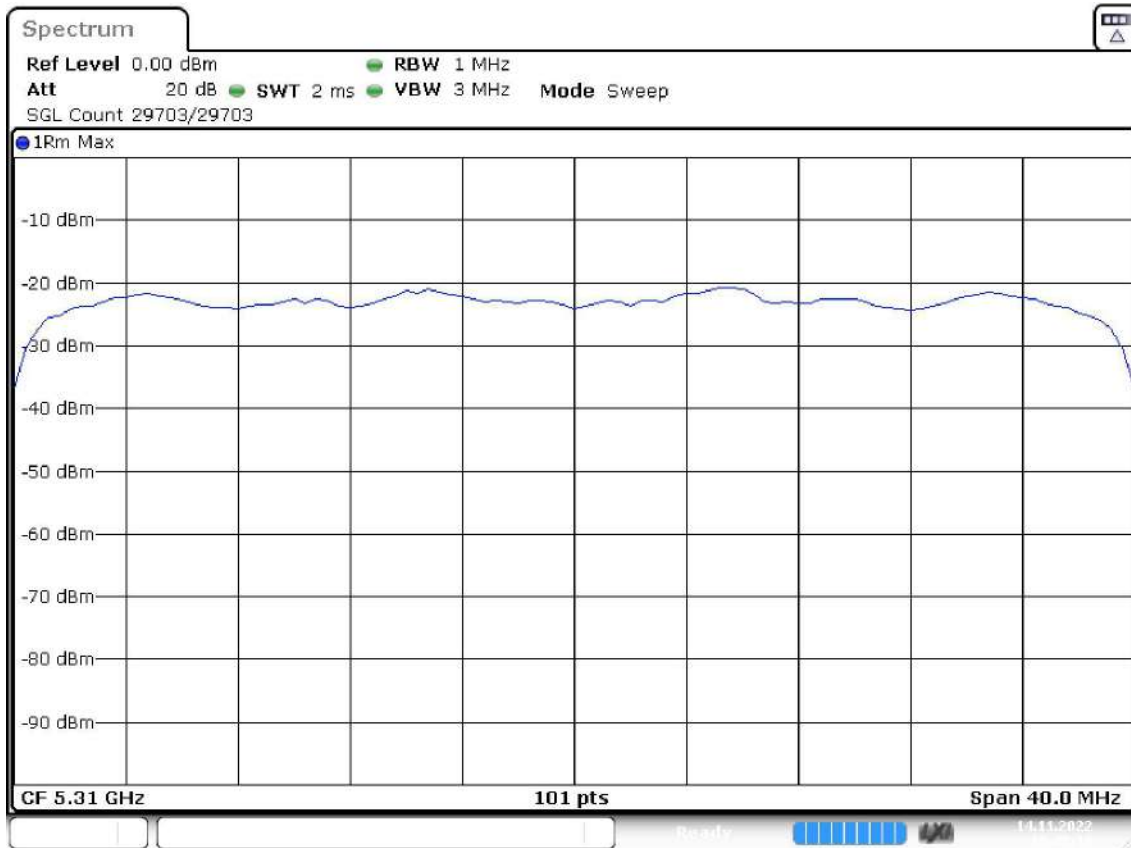
Date: 14.NOV.2022 19:21:40

Active Port = 1+2, Frequency MHz = 5310.00000, Modulation = 802.11ax HE40 SS1 (OFDMA MCS9), Mode = MIMO CCD Mode 2x2, Number of Transmission Chains = 2

Images:

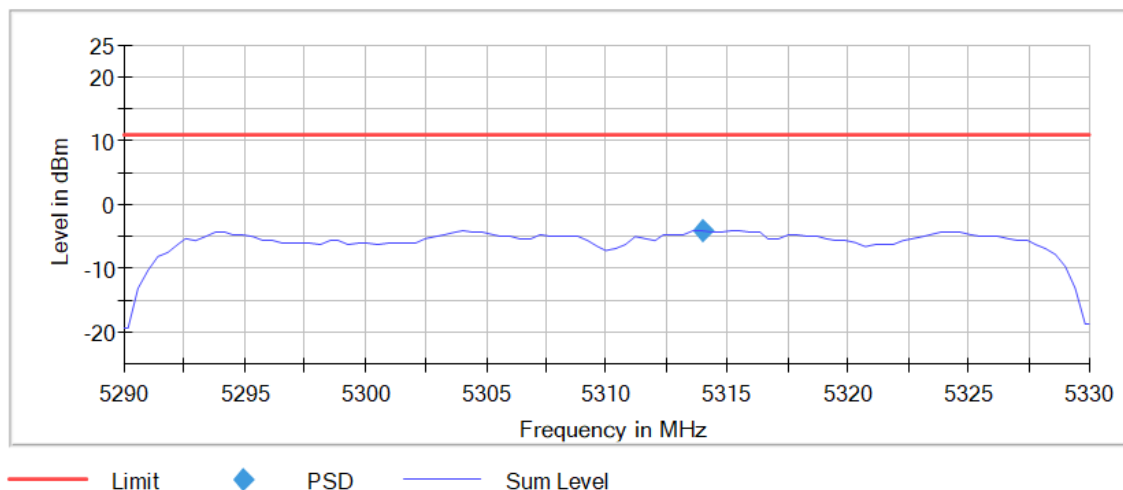


Date: 14.NOV.2022 19:50:07



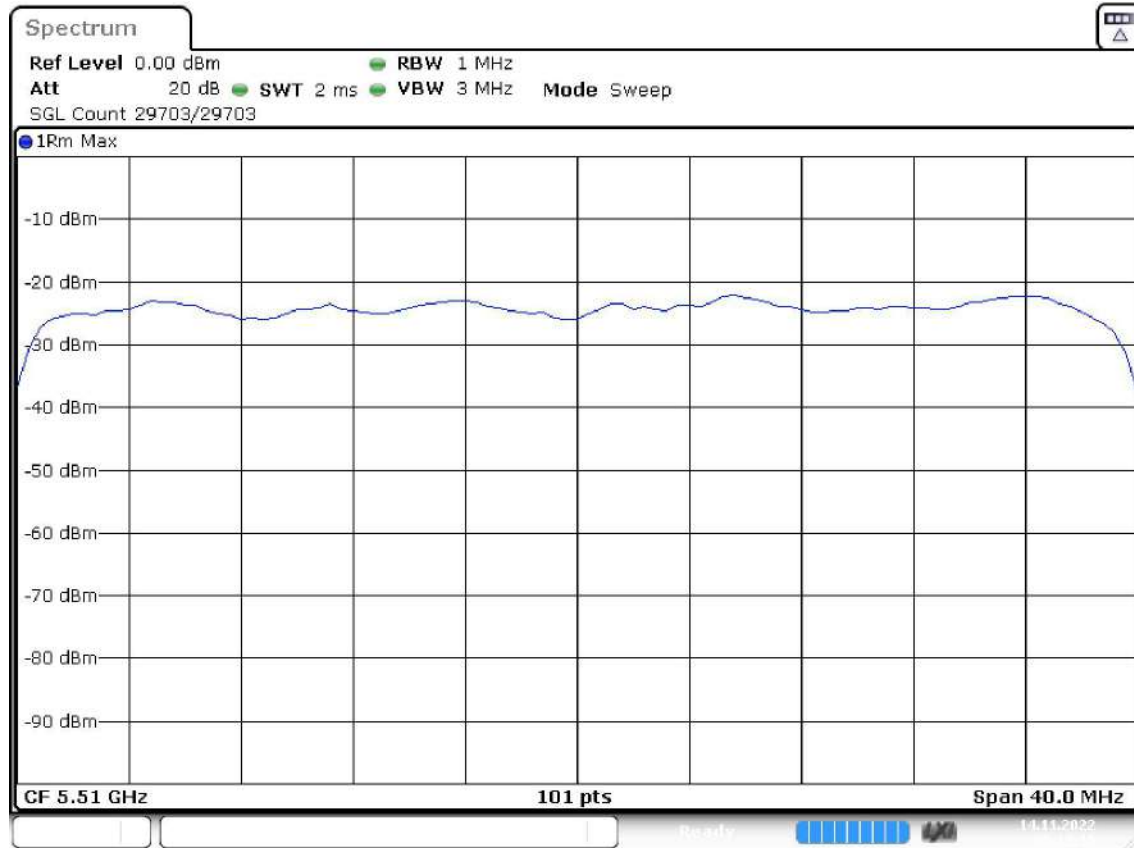
Date: 14.NOV.2022 19:47:12

Power Spectral Density (SA-3)



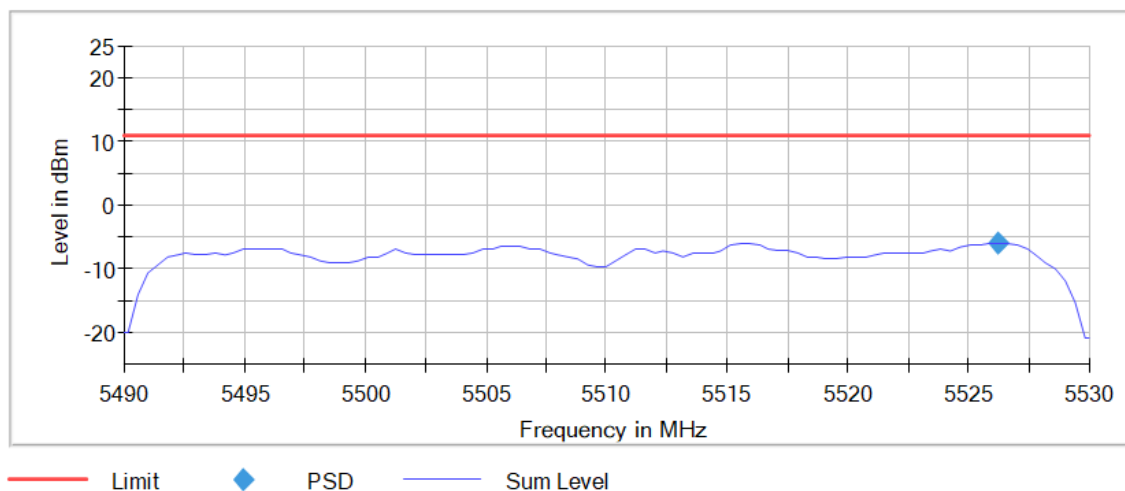
Active Port = 1+2, Frequency MHz = 5510.00000, Modulation = 802.11ax HE40 SS1 (OFDMA MCS9), Mode = MIMO CCD Mode 2x2, Number of Transmission Chains = 2

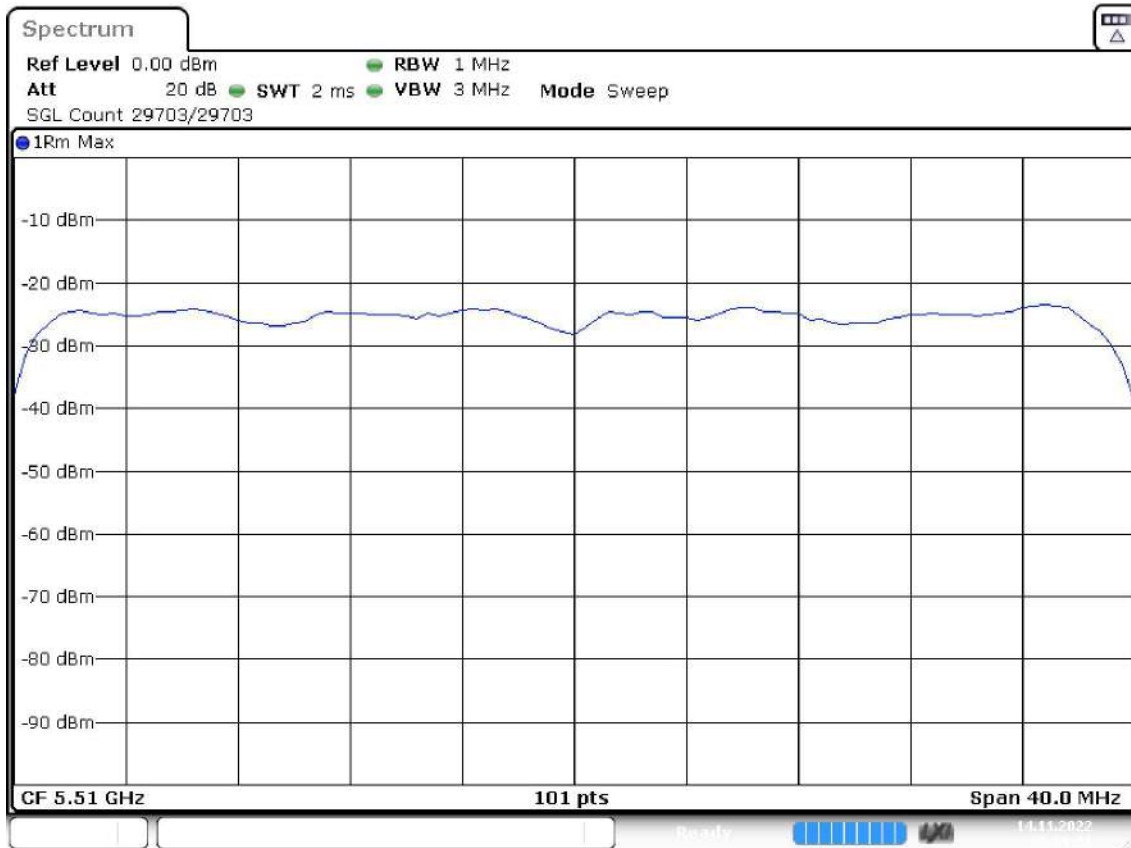
Images:



Date: 14.NOV.2022 20:12:15

Power Spectral Density (SA-3)

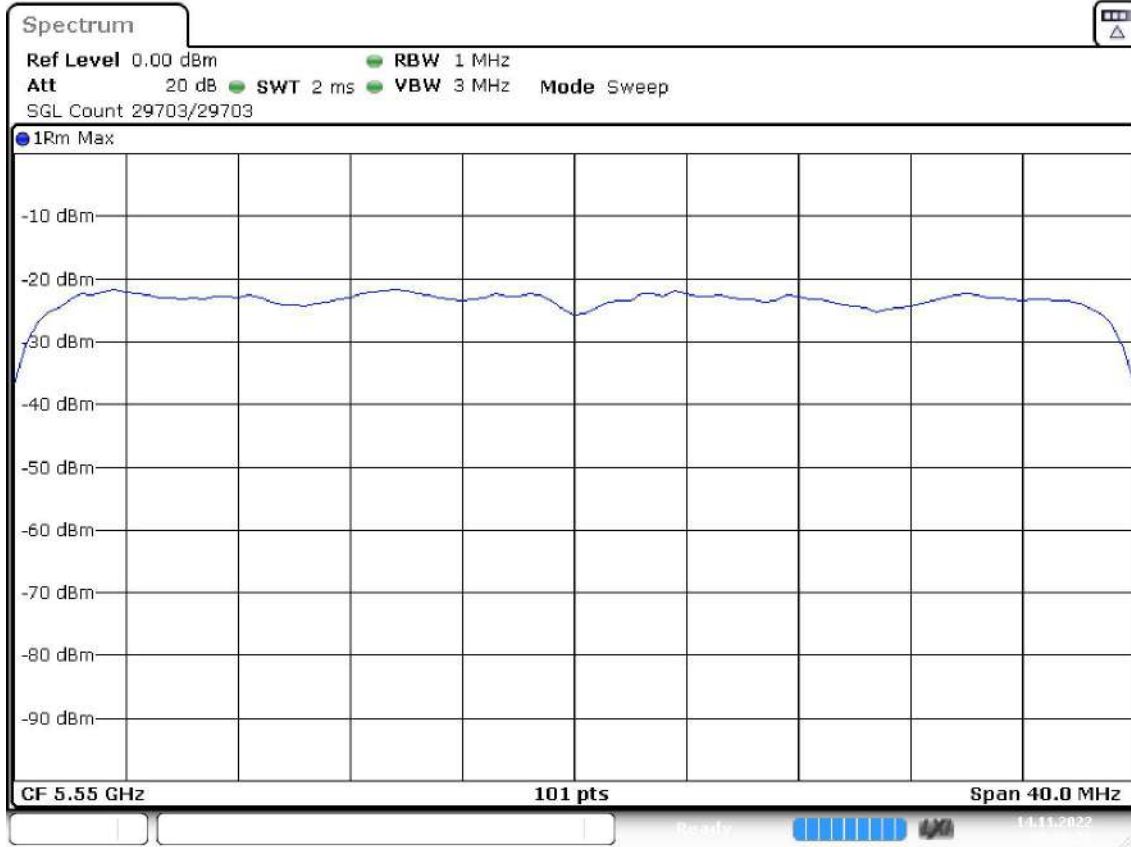




Date: 14.NOV.2022 20:09:21

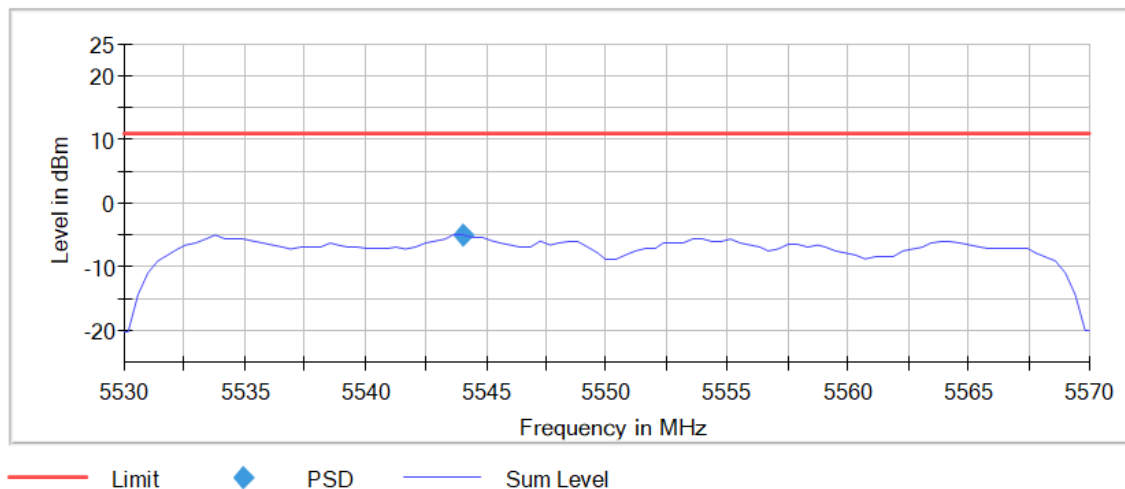
Active Port = 1+2, Frequency MHz = 5550.00000, Modulation = 802.11ax HE40 SS1 (OFDMA MCS9), Mode = MIMO CCD Mode 2x2, Number of Transmission Chains = 2

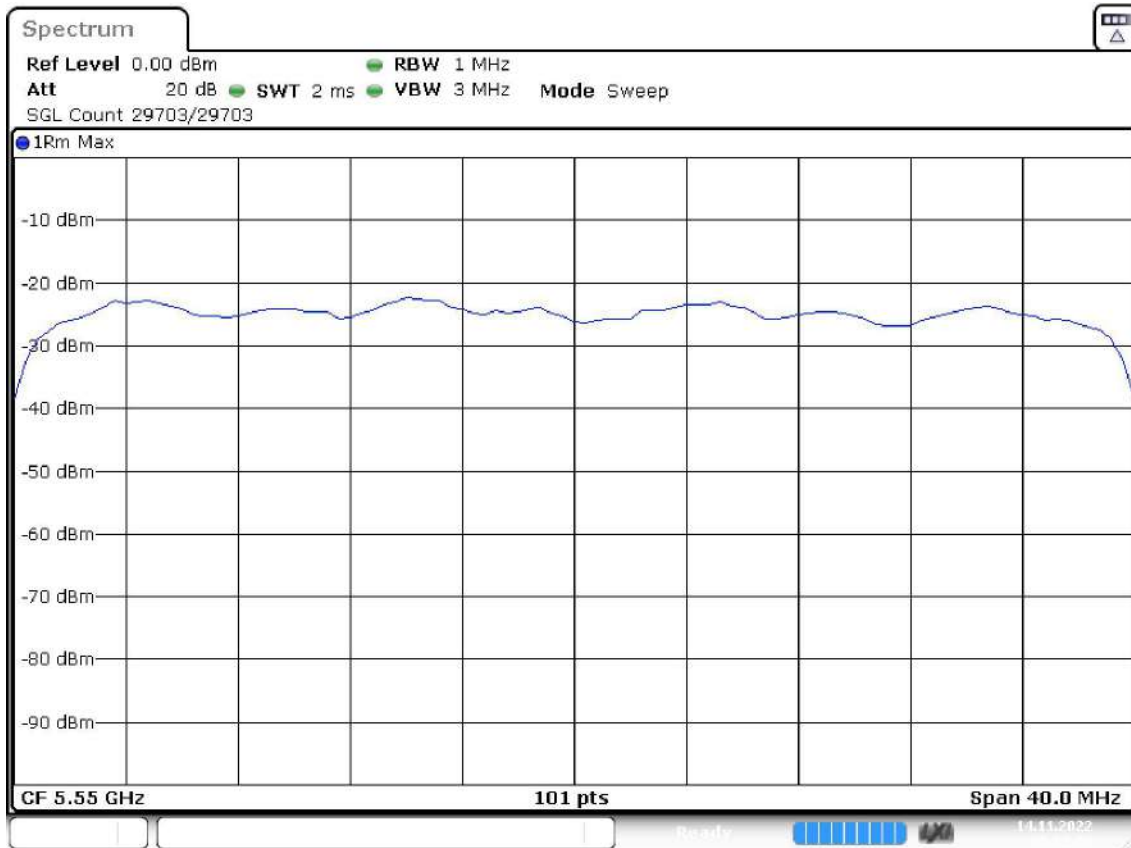
Images:



Date: 14.NOV.2022 20:36:21

Power Spectral Density (SA-3)



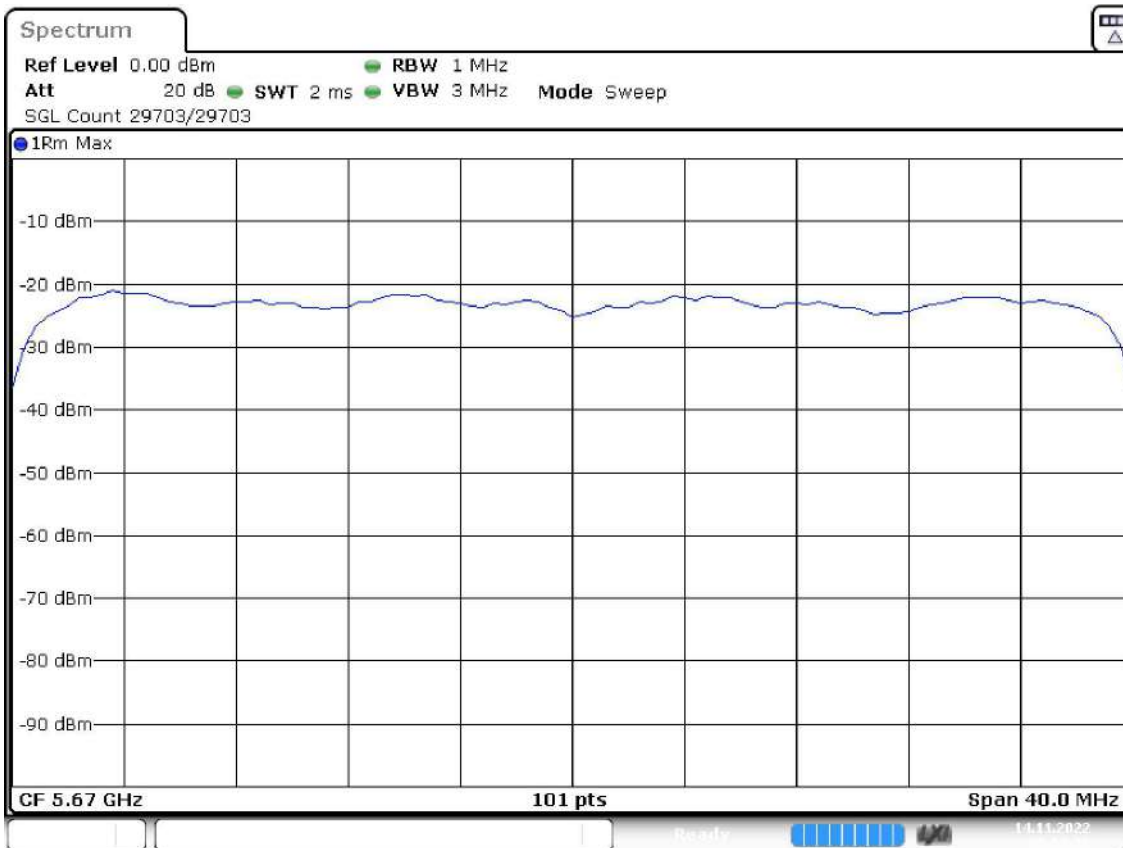
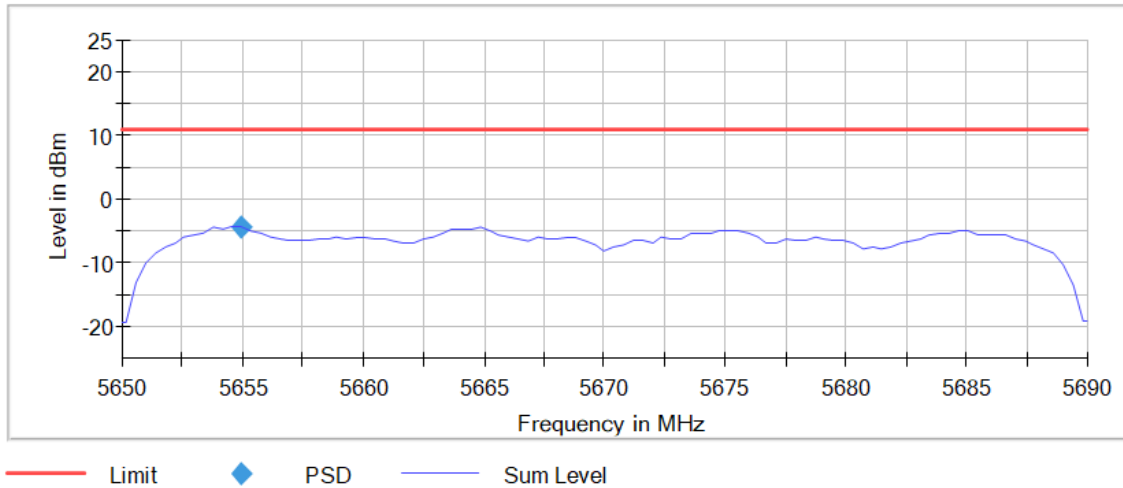


Date: 14.NOV.2022 20:32:03

Active Port = 1+2, Frequency MHz = 5670.00000, Modulation = 802.11ax HE40 SS1 (OFDMA MCS9), Mode = MIMO CCD Mode 2x2, Number of Transmission Chains = 2

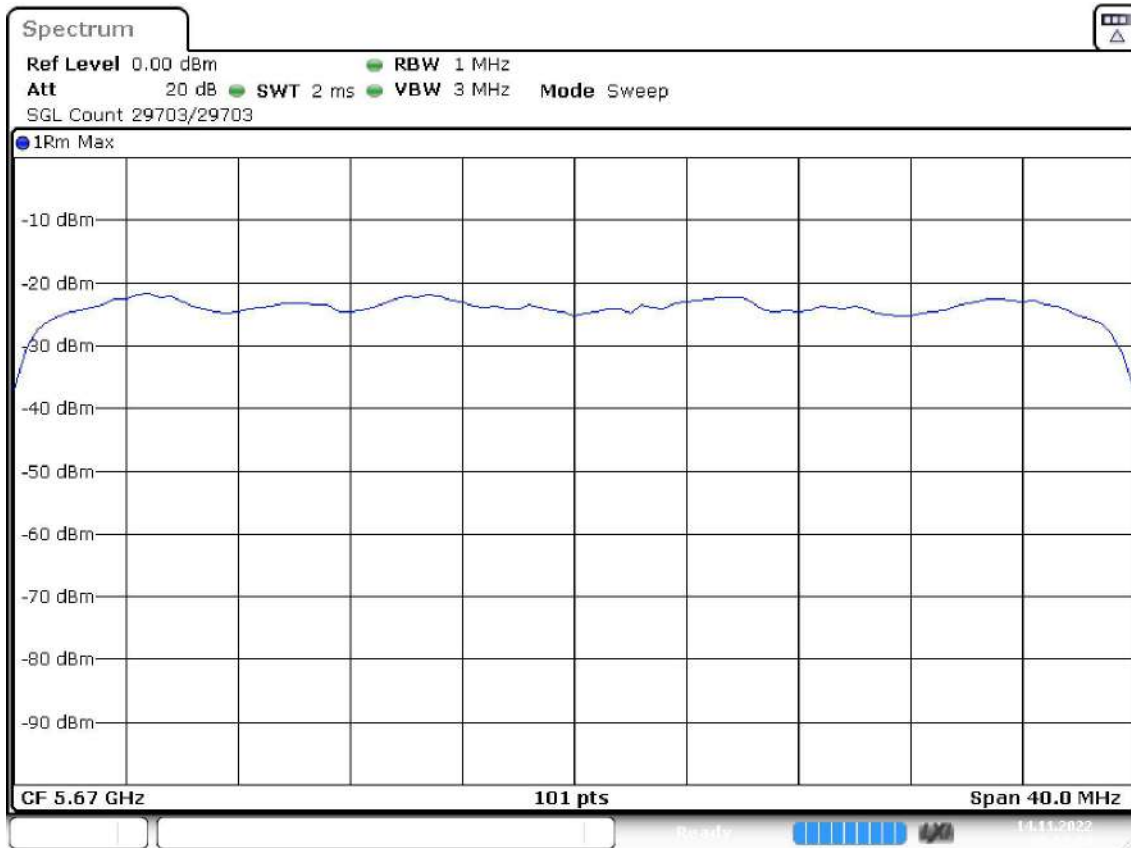
Images:

Power Spectral Density (SA-3)



Date: 14.NOV.2022 20:58:37

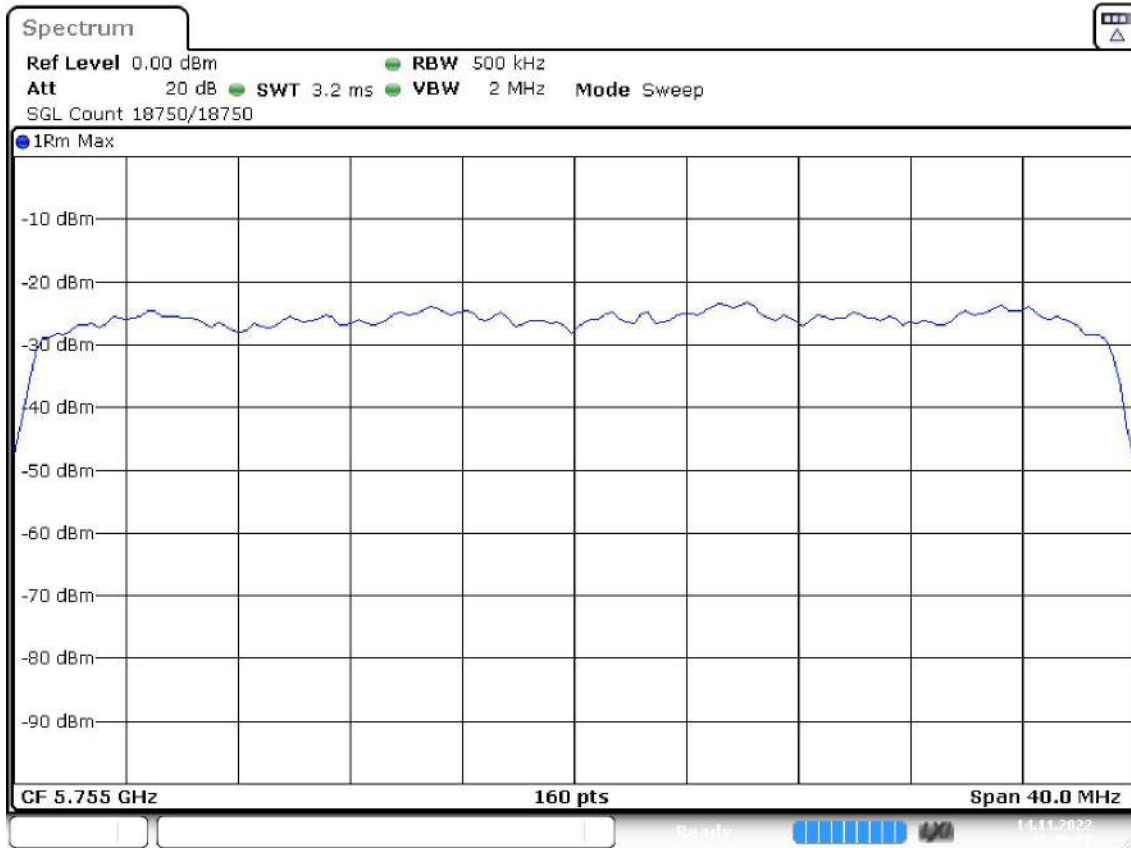




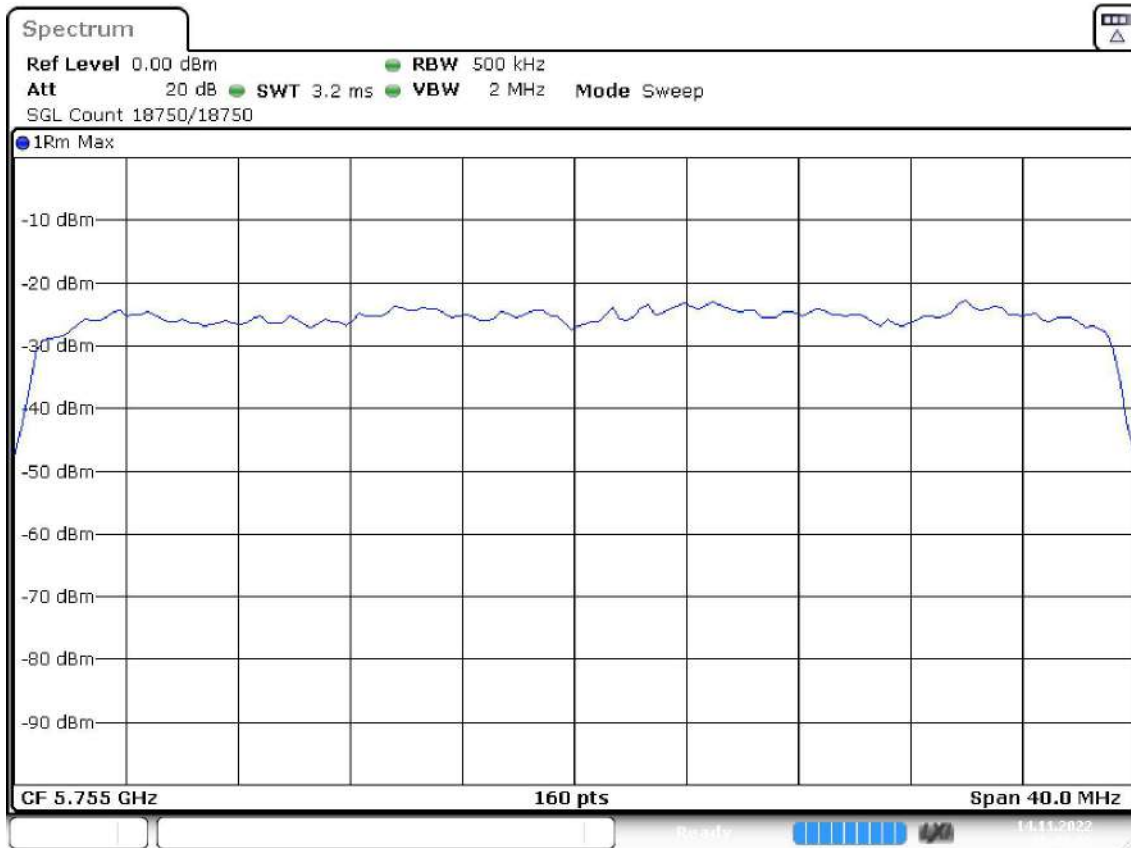
Date: 14.NOV.2022 20:52:55

Active Port = 1+2, Frequency MHz = 5755.00000, Modulation = 802.11ax HE40 SS1 (OFDMA MCS9), Mode = MIMO CCD Mode 2x2, Number of Transmission Chains = 2

Images:

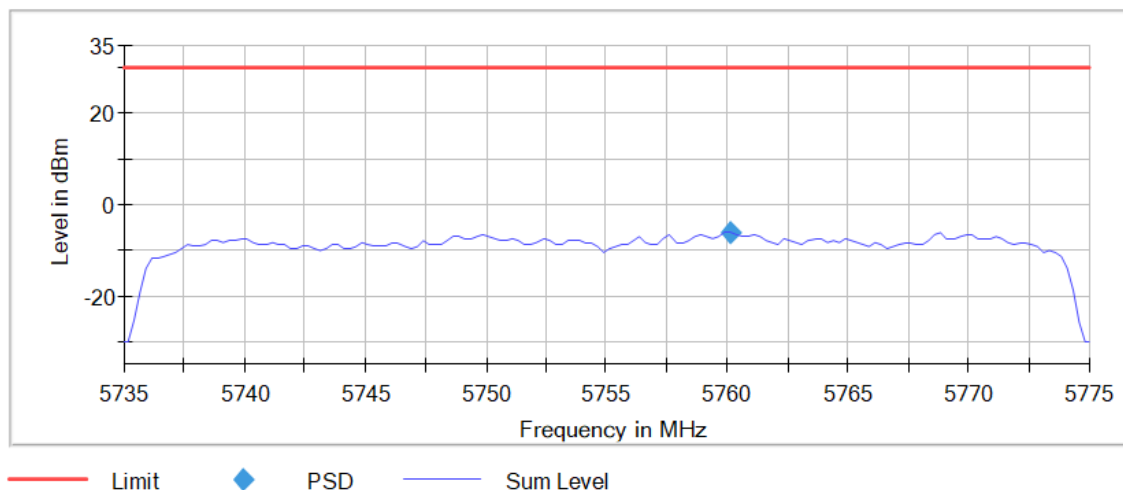


Date: 14.NOV.2022 21:40:28



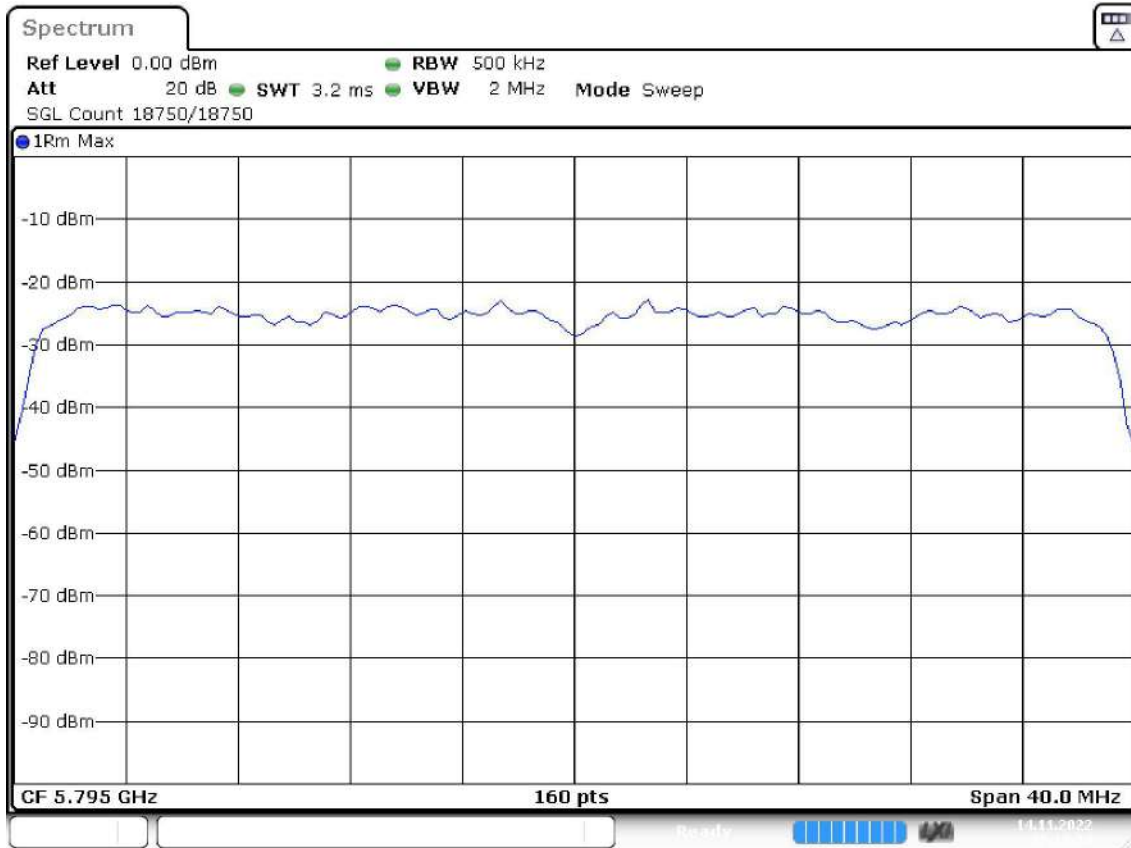
Date: 14.NOV.2022 21:43:05

Power Spectral Density (SA-3)

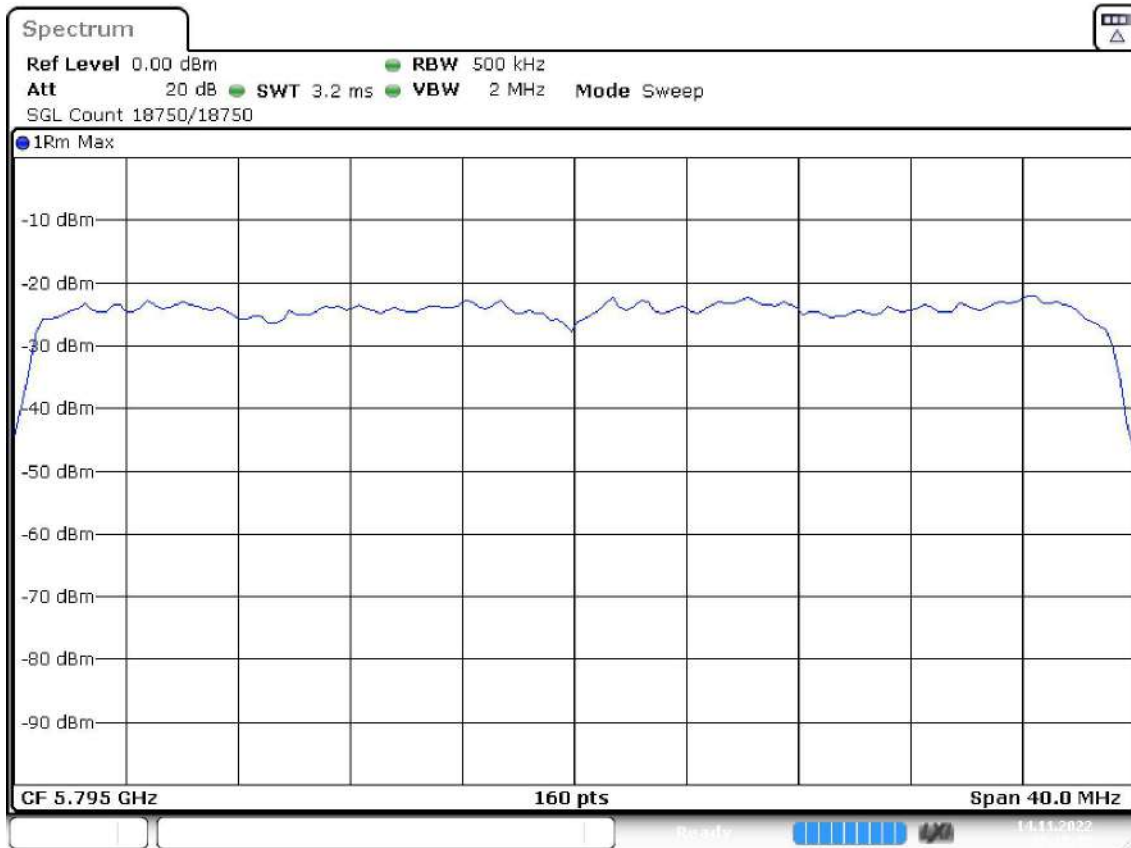


Active Port = 1+2, Frequency MHz = 5795.00000, Modulation = 802.11ax HE40 SS1 (OFDMA MCS9), Mode = MIMO CCD Mode 2x2, Number of Transmission Chains = 2

Images:

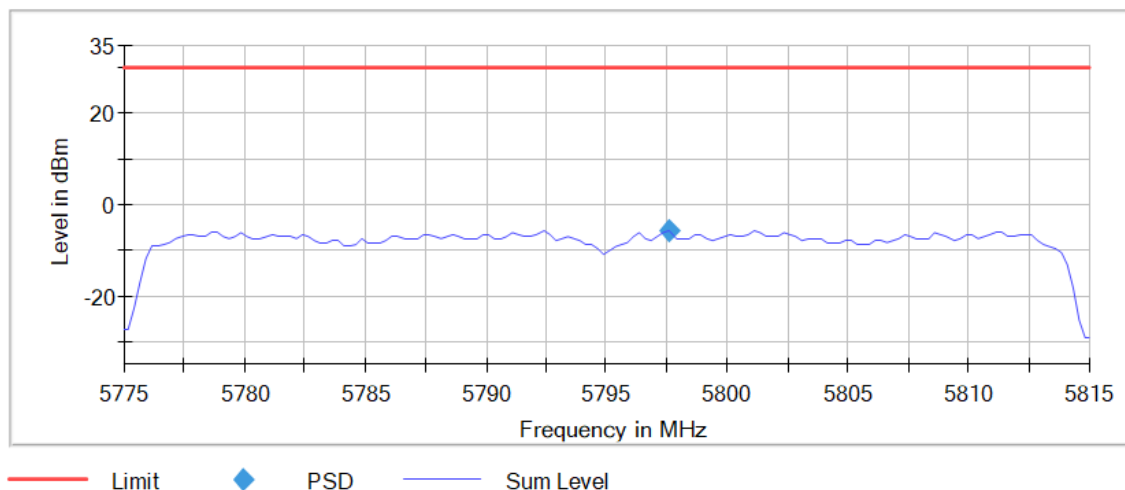


Date: 14.NOV.2022 22:13:55



Date: 14.NOV.2022 22:17:48

Power Spectral Density (SA-3)



Mode: MIMO CCD Mode 2x2

Modulation: 802.11ax HE80 SS1 (OFDMA MCS11)

*Results*

Port	Freq (MHz)	PSD (dBm)
1+2	5210.00000	-6.93
1+2	5290.00000	-6.70
1+2	5530.00000	-8.03
1+2	5610.00000	-6.47
1+2	5775.00000	-8.90

*Verdict*

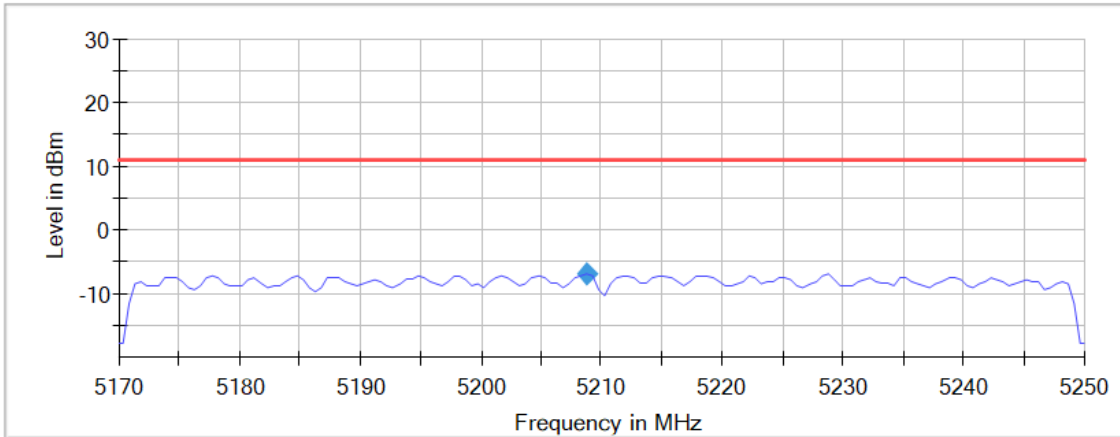
Pass

Attachments

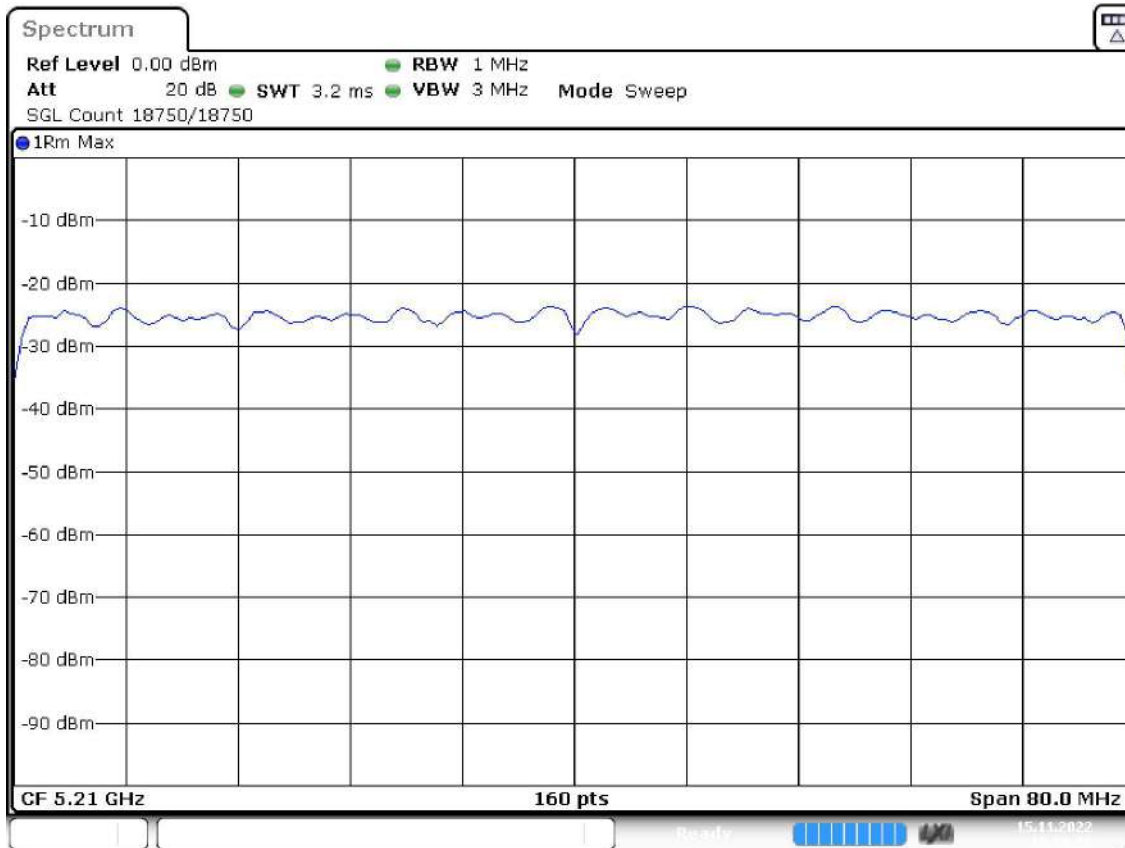
Active Port = 1+2, Frequency MHz = 5210.00000, Modulation = 802.11ax HE80 SS1 (OFDMA MCS11), Mode = MIMO CCD Mode 2x2, Number of Transmission Chains = 2

Images:

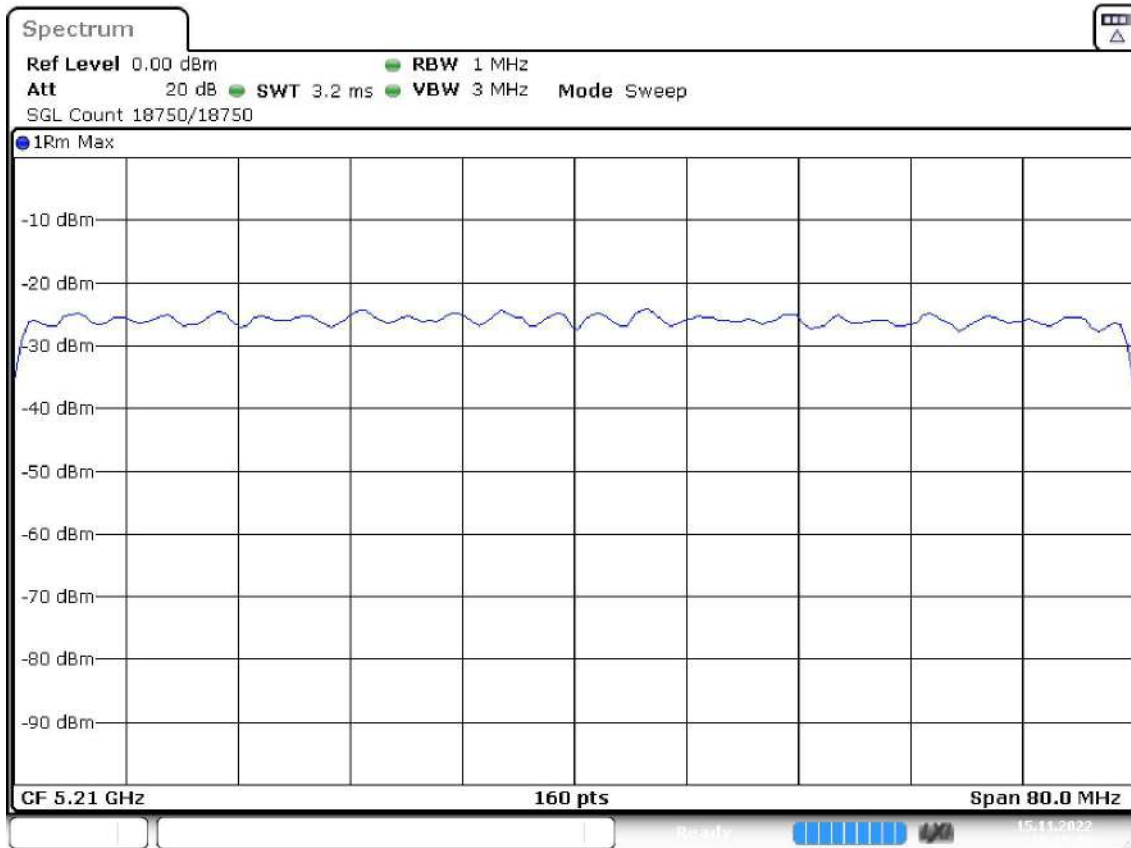
Power Spectral Density (SA-3)



— Limit    ◆ PSD    — Sum Level



Date: 15.NOV.2022 10:20:36



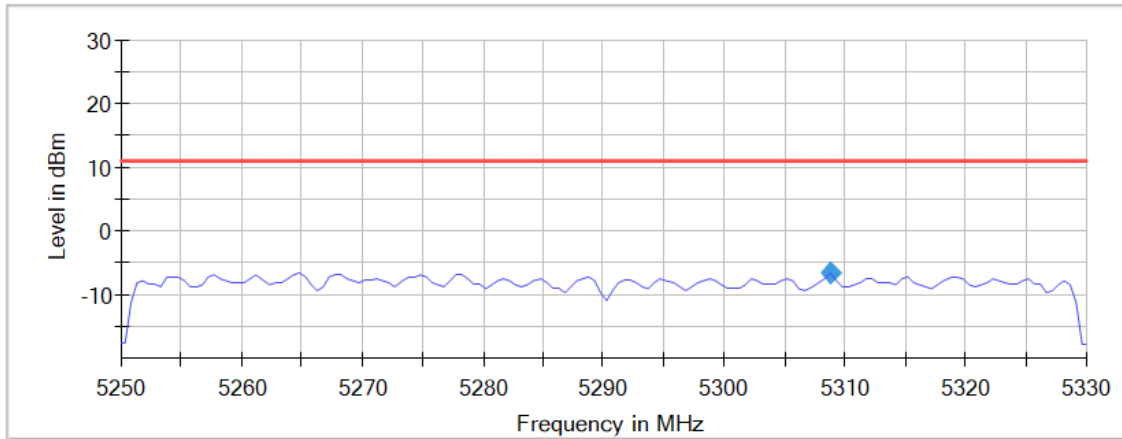
Date: 15.NOV.2022 10:15:23



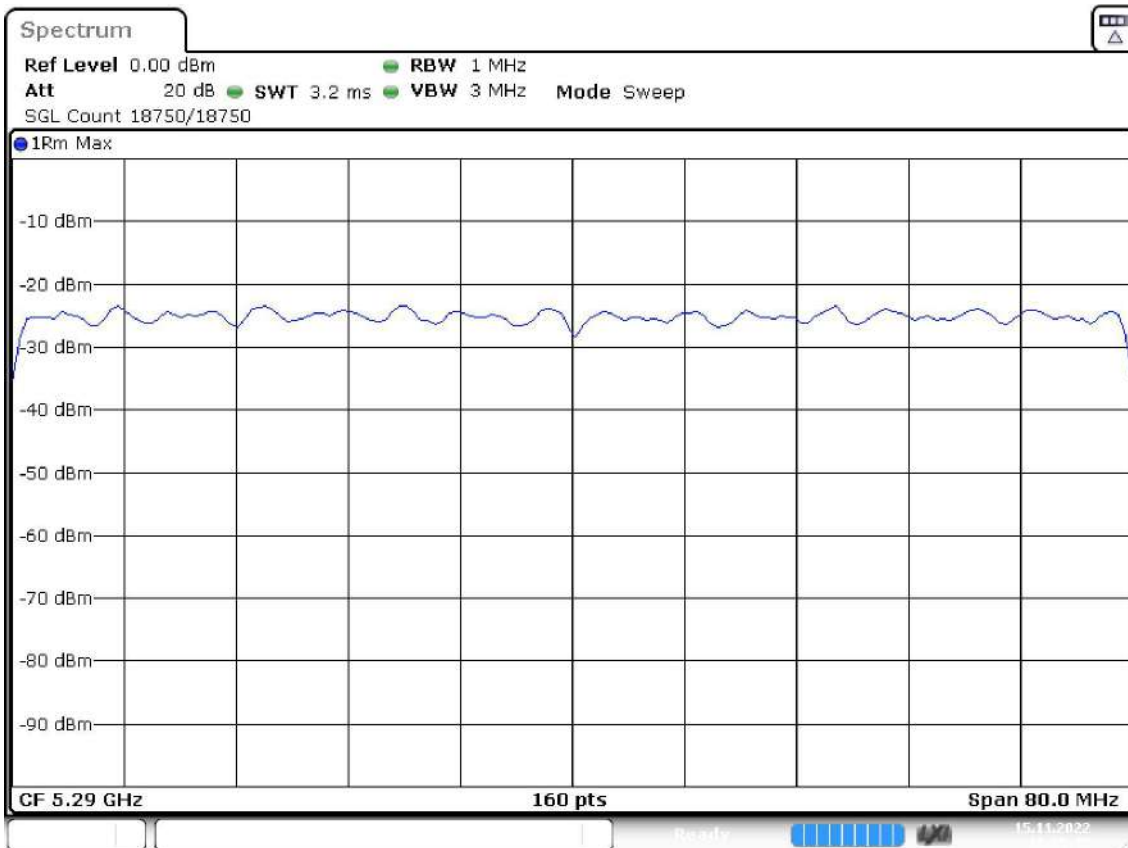
Active Port = 1+2, Frequency MHz = 5290.00000, Modulation = 802.11ax HE80 SS1 (OFDMA MCS11), Mode = MIMO CCD Mode 2x2, Number of Transmission Chains = 2

Images:

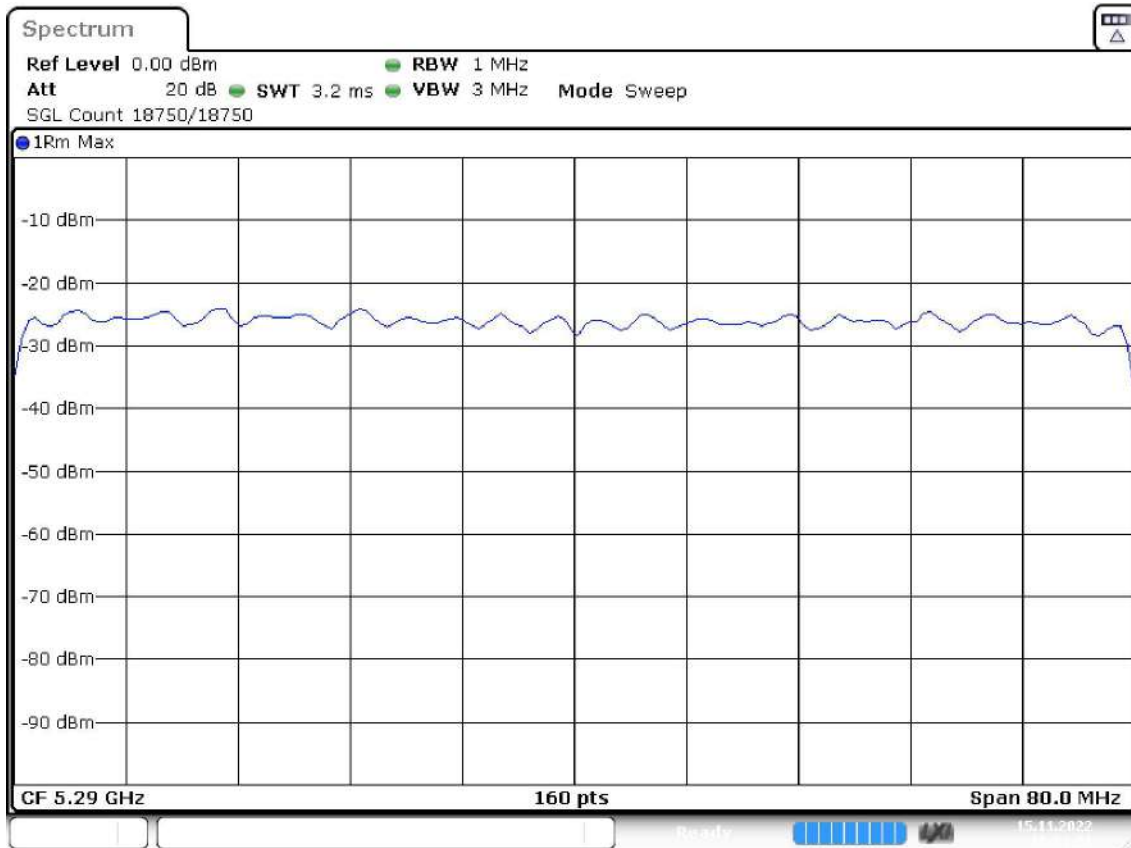
Power Spectral Density (SA-3)



— Limit    ◆ PSD    — Sum Level



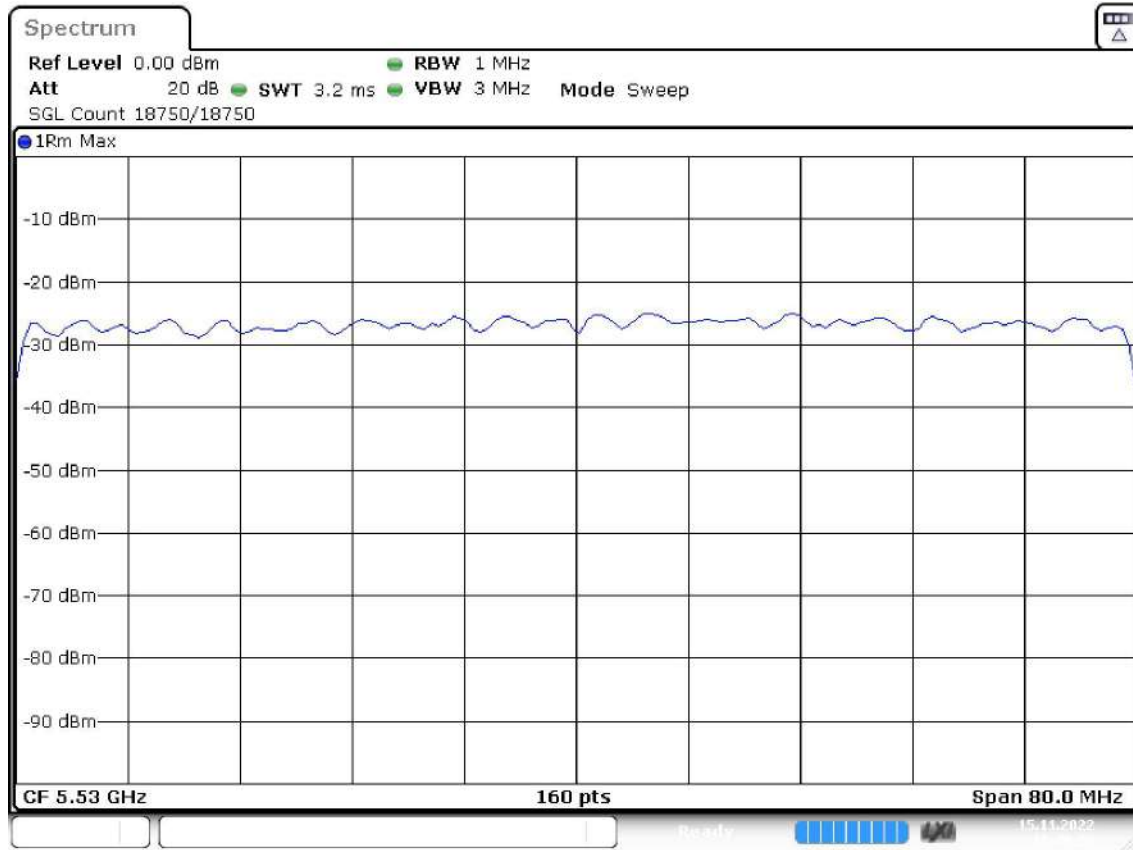
Date: 15.NOV.2022 11:05:45



Date: 15.NOV.2022 11:01:31

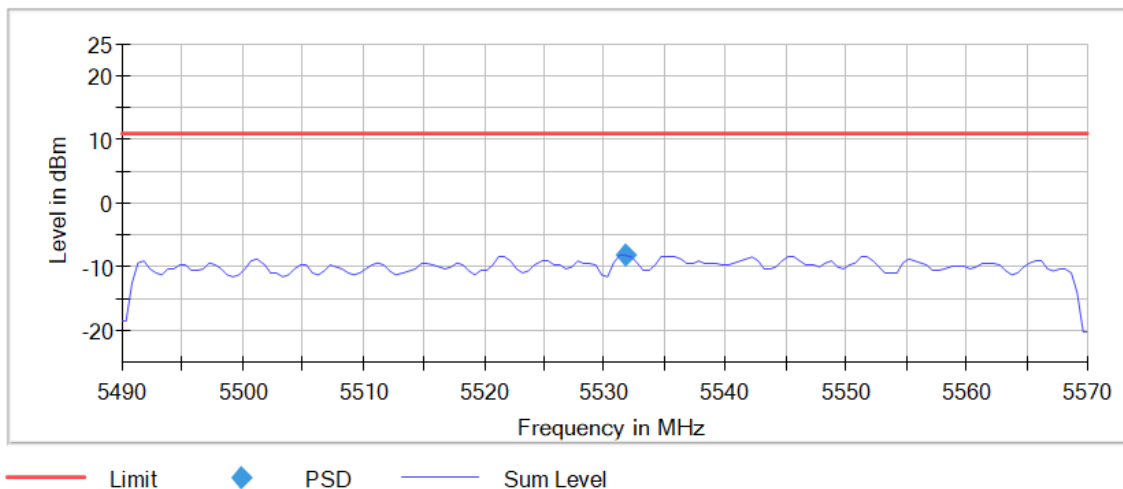
Active Port = 1+2, Frequency MHz = 5530.00000, Modulation = 802.11ax HE80 SS1 (OFDMA MCS11), Mode = MIMO CCD Mode 2x2, Number of Transmission Chains = 2

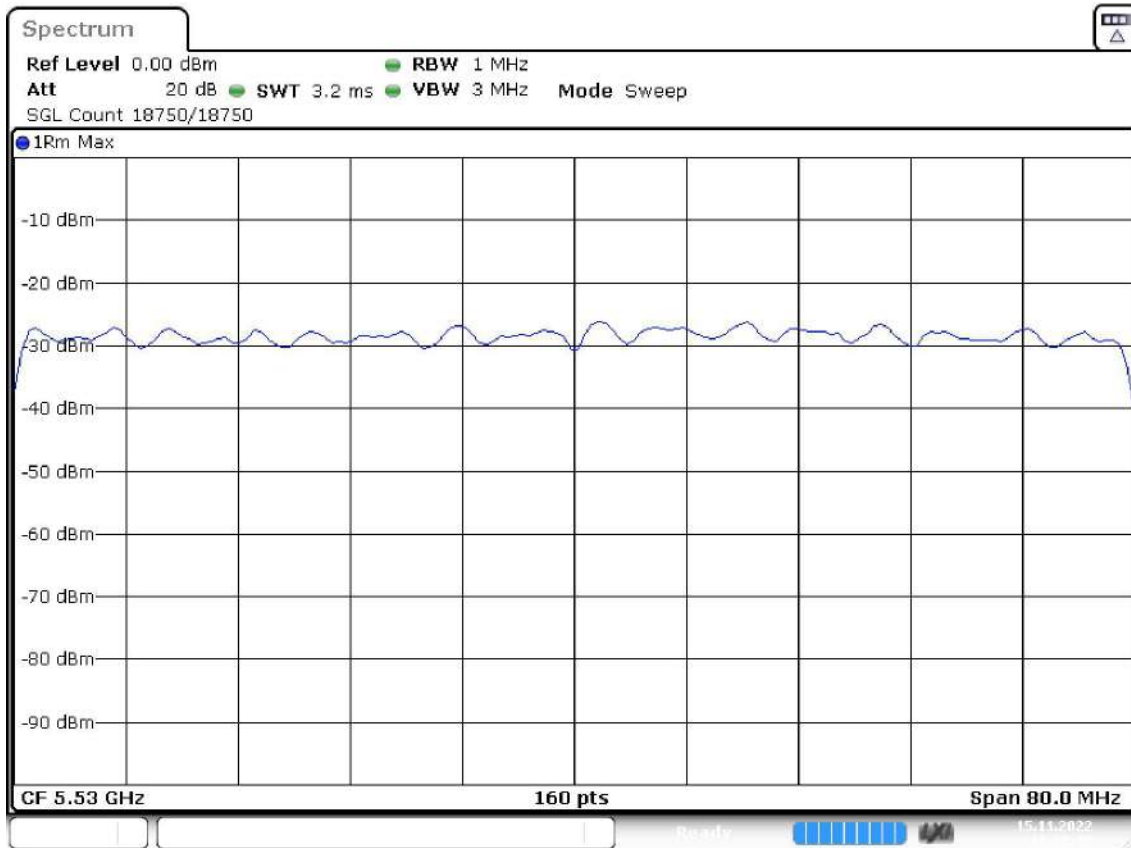
Images:



Date: 15.NOV.2022 11:40:23

Power Spectral Density (SA-3)

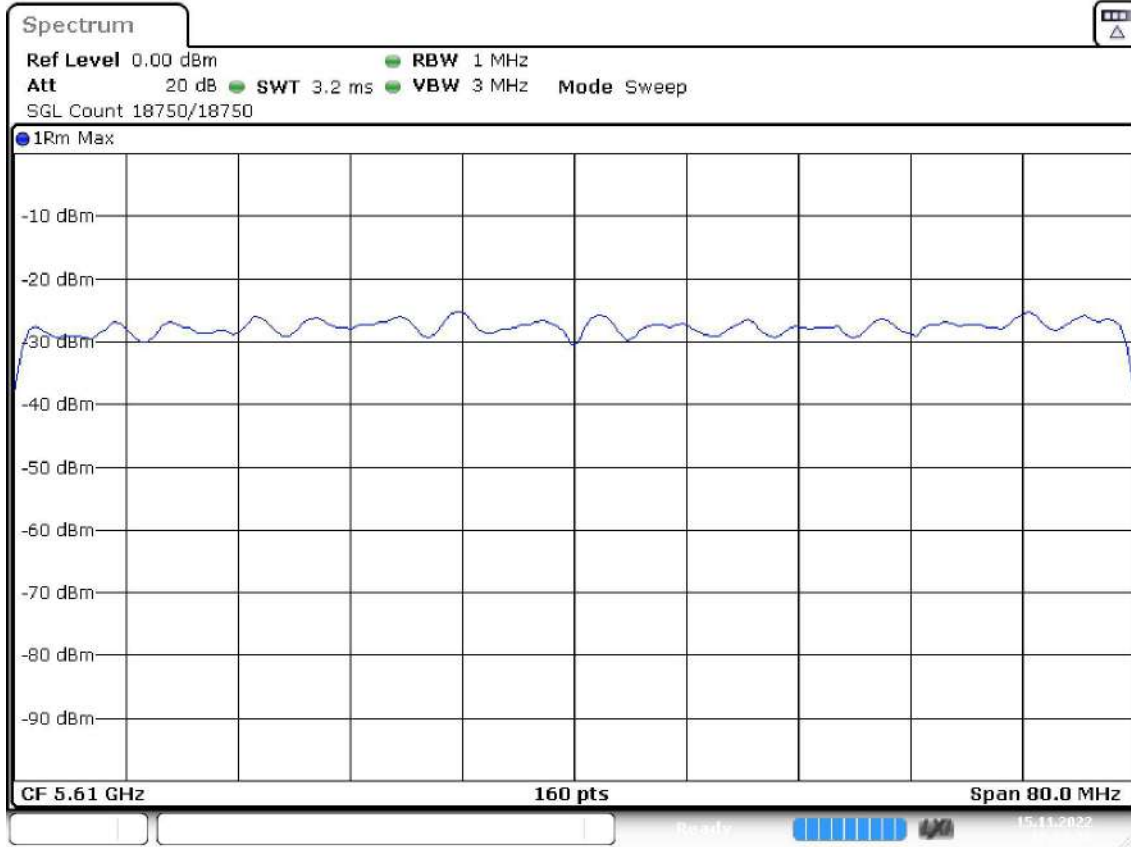




Date: 15.NOV.2022 11:37:46

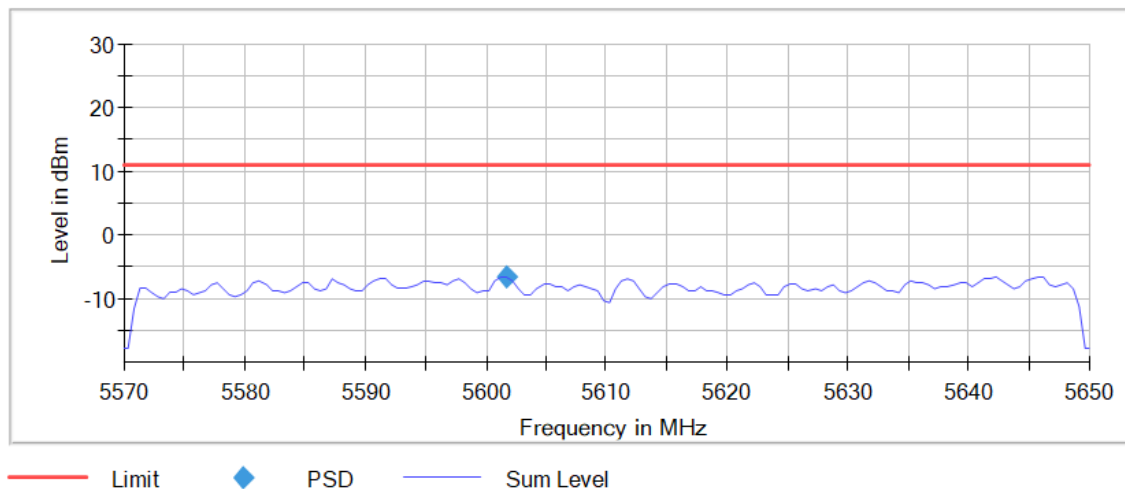
Active Port = 1+2, Frequency MHz = 5610.00000, Modulation = 802.11ax HE80 SS1 (OFDMA MCS11), Mode = MIMO CCD Mode 2x2, Number of Transmission Chains = 2

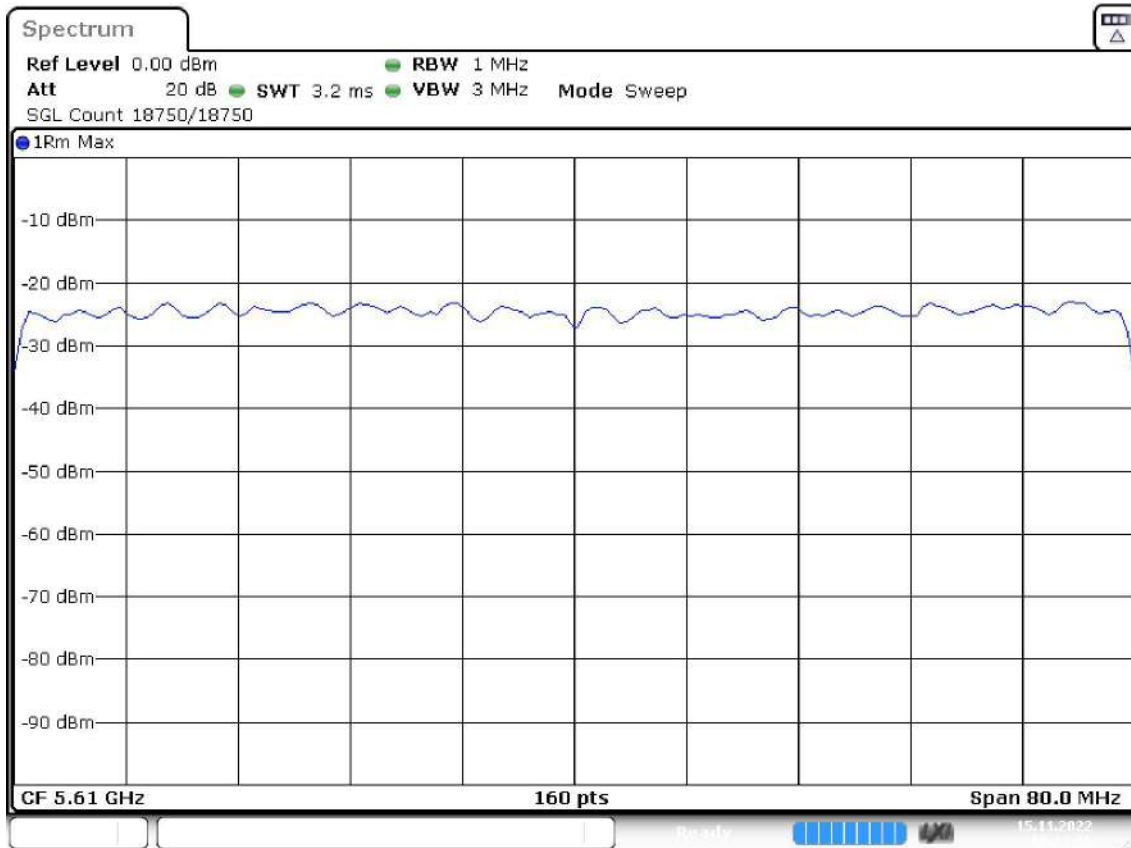
Images:



Date: 15.NOV.2022 12:08:59

Power Spectral Density (SA-3)

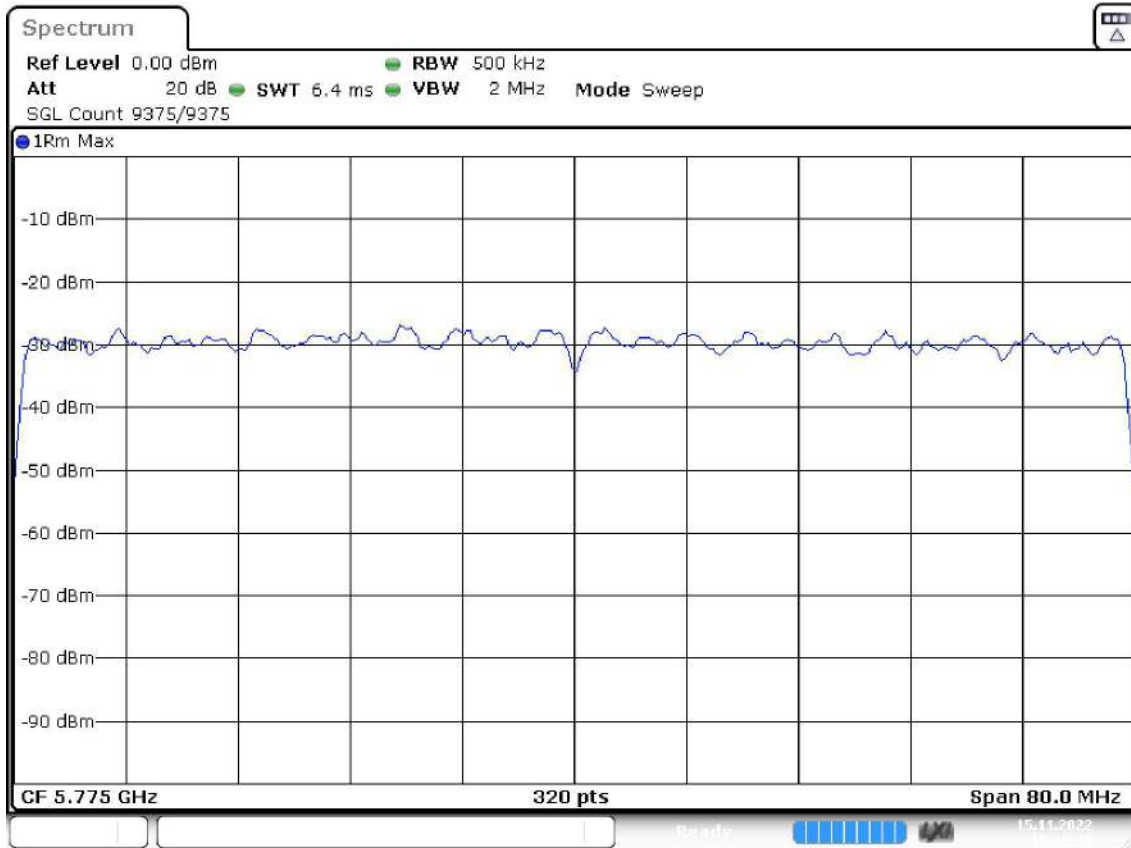




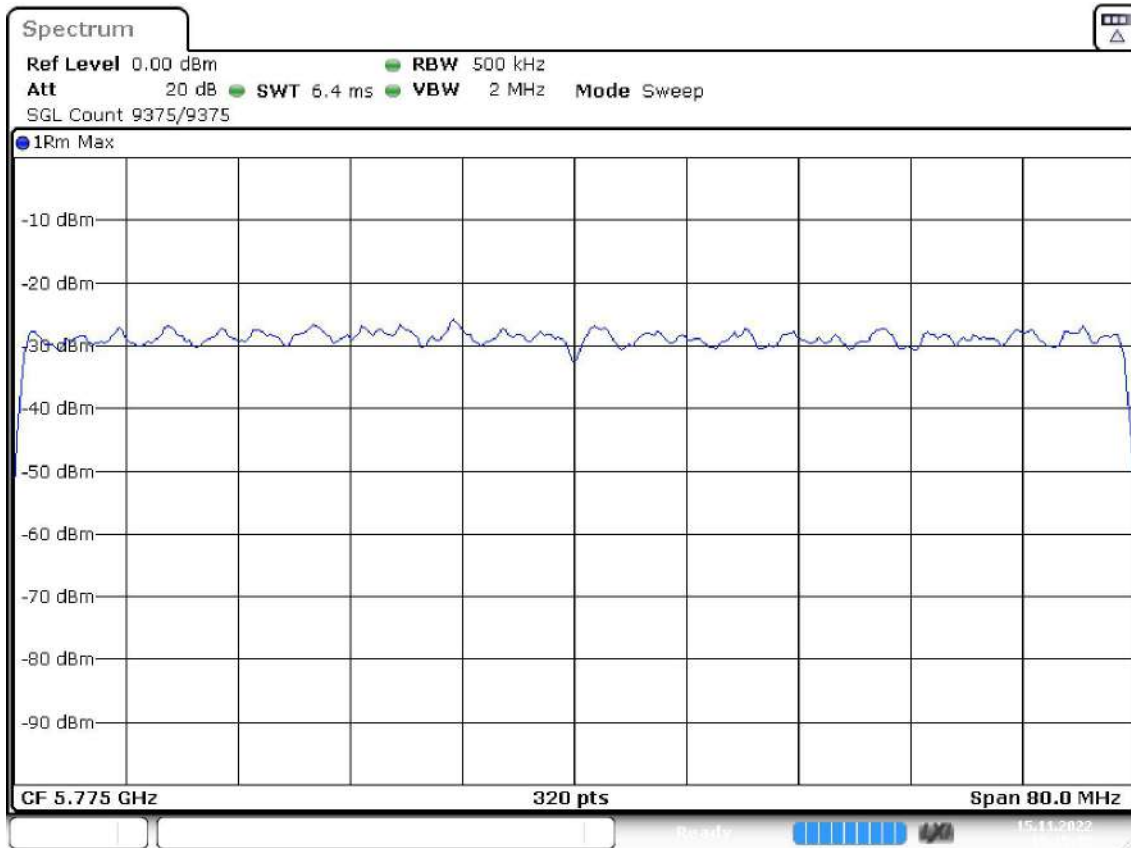
Date: 15.NOV.2022 12:11:36

Active Port = 1+2, Frequency MHz = 5775.00000, Modulation = 802.11ax HE80 SS1 (OFDMA MCS11), Mode = MIMO CCD Mode 2x2, Number of Transmission Chains = 2

Images:

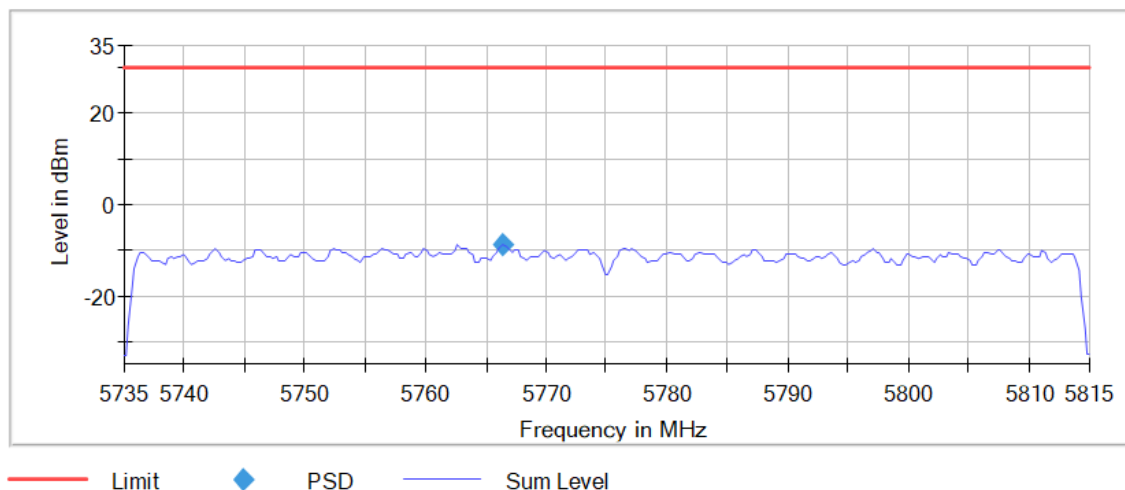


Date: 15.NOV.2022 13:12:13



Date: 15.NOV.2022 13:15:47

Power Spectral Density (SA-3)





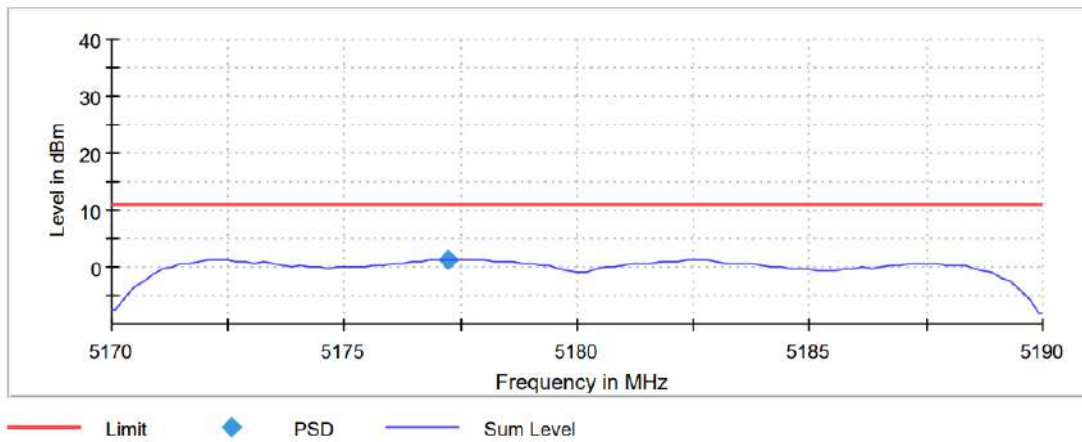
**Test Condition: TC#02 (ax mode beam forming)**

**UNII-1**

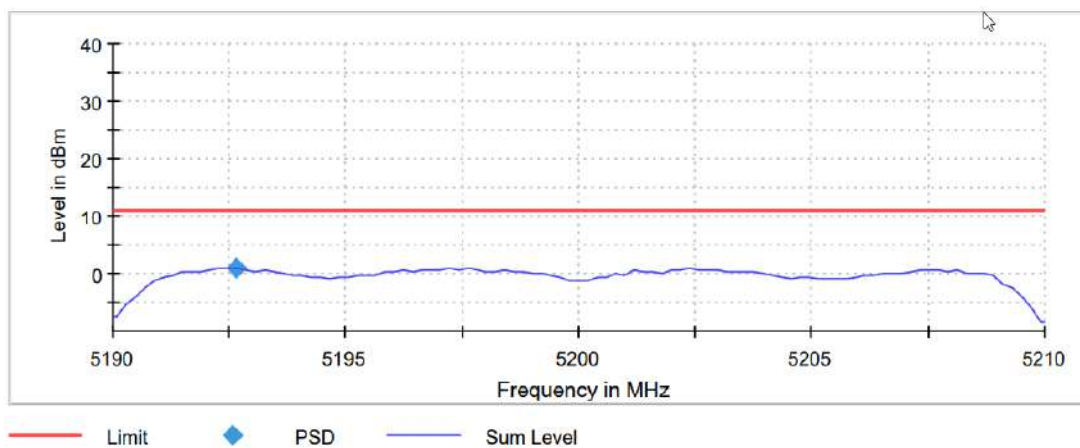
**Bandwidth: 20 MHz**

	Lowest frequency 5180 MHz	Middle frequency 5200 MHz	Highest frequency 5240 MHz
Power spectral density (dBm)	1.273	1.029	1.201

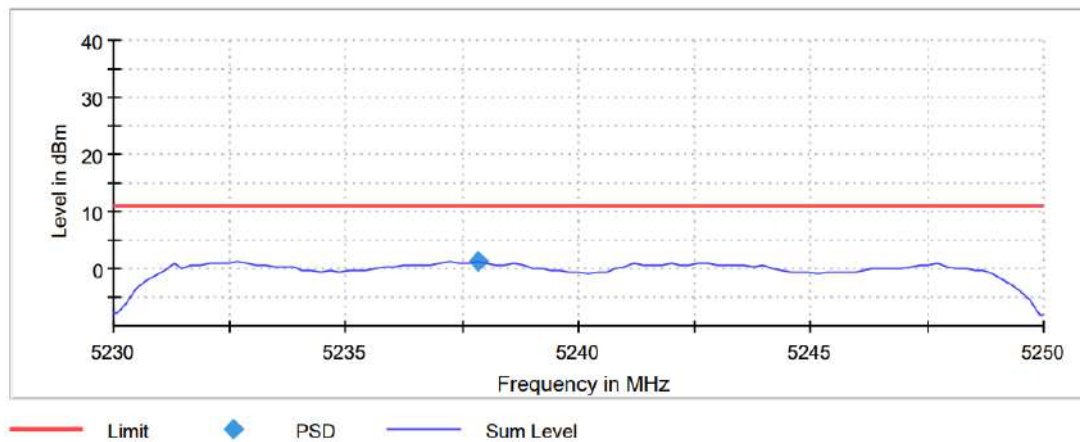
**Lowest Channel**



**Middle Channel**



## Highest Channel



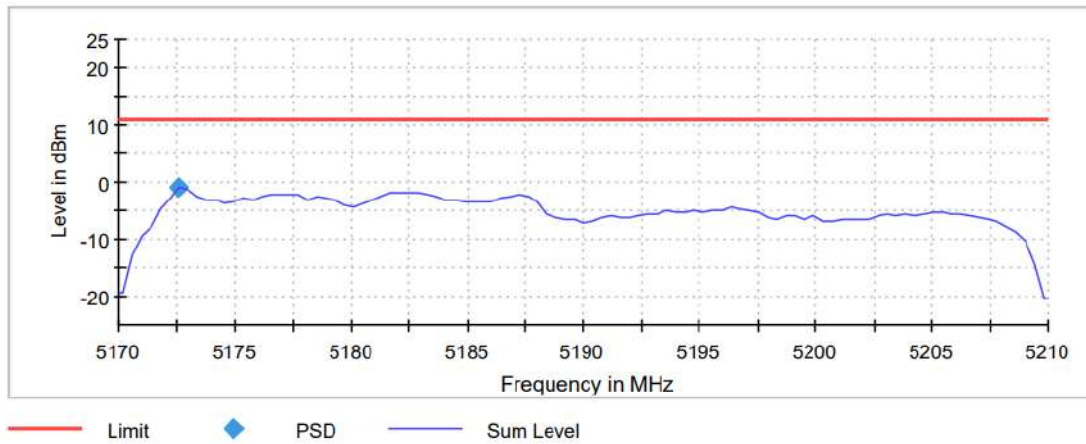
## Measurement

Setting	Instrument Value	Instrument Value	Instrument Value
Start Frequency	5.17000 GHz	5.19000 GHz	5.23000 GHz
Stop Frequency	5.19000 GHz	5.21000 GHz	5.25000 GHz
Span	20.000 MHz	20.000 MHz	20.000 MHz
RBW	1.000 MHz	1.000 MHz	1.000 MHz
VBW	3.000 MHz	3.000 MHz	3.000 MHz
Sweep Points	101	101	101
Sweep time	11.000 $\mu$ s	11.000 $\mu$ s	11.000 $\mu$ s
Reference Level	0.000 dBm	0.000 dBm	0.000 dBm
Attenuation	20.000 dB	20.000 dB	20.000 dB
Detector	RMS	RMS	RMS
Sweep Count	0	0	0
Filter	3 dB	3 dB	3 dB
Trace Mode	Max Hold	Max Hold	Max Hold
Sweep type	FFT	FFT	FFT
Preamp	off	off	off
Stable mode	Trace	Trace	Trace
Stable value	0.30 dB	0.30 dB	0.30 dB
Run	4 / max. 15	4 / max. 15	4 / max. 15
Stable	3 / 3	3 / 3	2 / 3
Max Stable Difference	0.00 dB	0.00 dB	0.00 dB

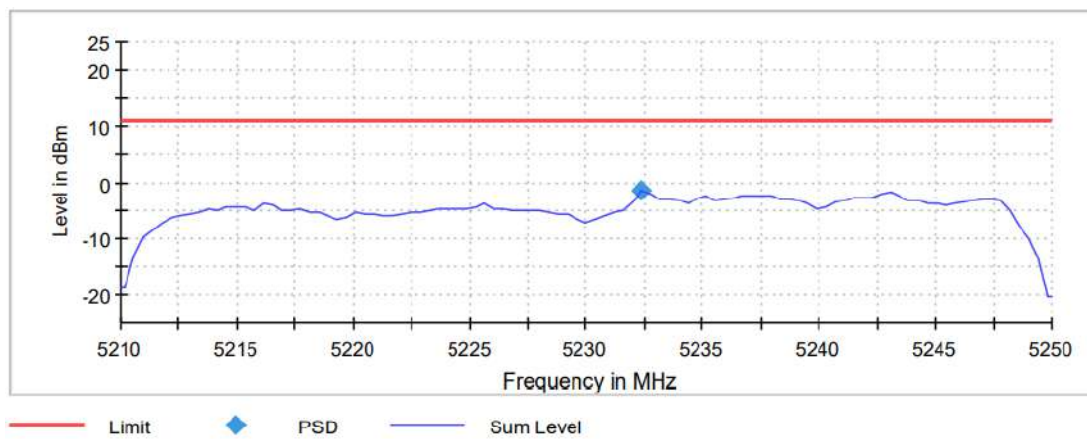
**Bandwidth: 40 MHz**

	Lowest frequency 5190 MHz	Highest frequency 5230 MHz
Power spectral density (dBm)	-0.968	-1.308

**Lowest Channel**



**Highest Channel**



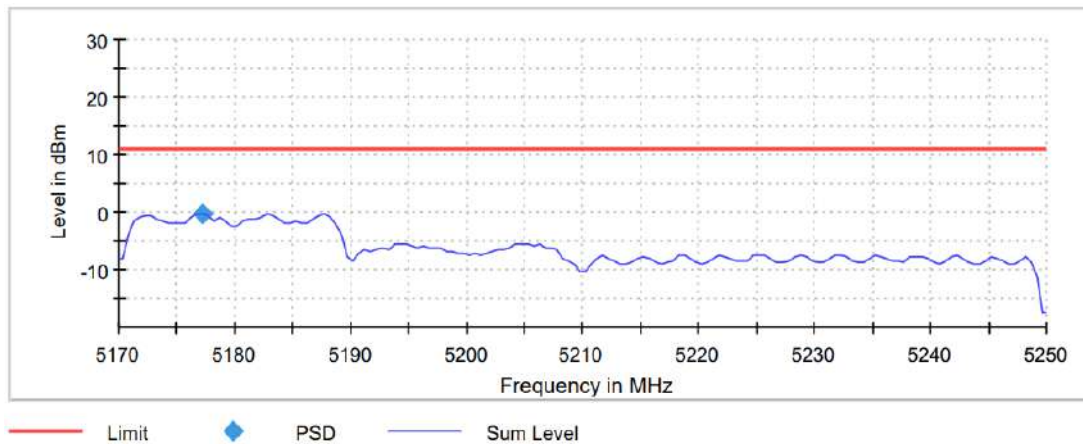
### Measurement

Setting	Instrument Value	Instrument Value
Start Frequency	5.17000 GHz	5.21000 GHz
Stop Frequency	5.21000 GHz	5.25000 GHz
Span	40.000 MHz	40.000 MHz
RBW	1.000 MHz	1.000 MHz
VBW	3.000 MHz	3.000 MHz
Sweep Points	101	101
Sweep time	11.000 $\mu$ s	11.000 $\mu$ s
Reference Level	0.000 dBm	0.000 dBm
Attenuation	20.000 dB	20.000 dB
Detector	RMS	RMS
Sweep Count	0	0
Filter	3 dB	3 dB
Trace Mode	Max Hold	Max Hold
Sweep type	FFT	FFT
Preamp	off	off
Stable mode	Trace	Trace
Stable value	0.30 dB	0.30 dB
Run	15 / max. 15	5 / max. 15
Stable	3 / 3	1 / 3
Max Stable Difference	0.00 dB	0.00 dB

**Bandwidth: 80 MHz**

	Lowest frequency 5210 MHz
Power spectral density (dBm)	-0.264

**Lowest Channel**



**Measurement**

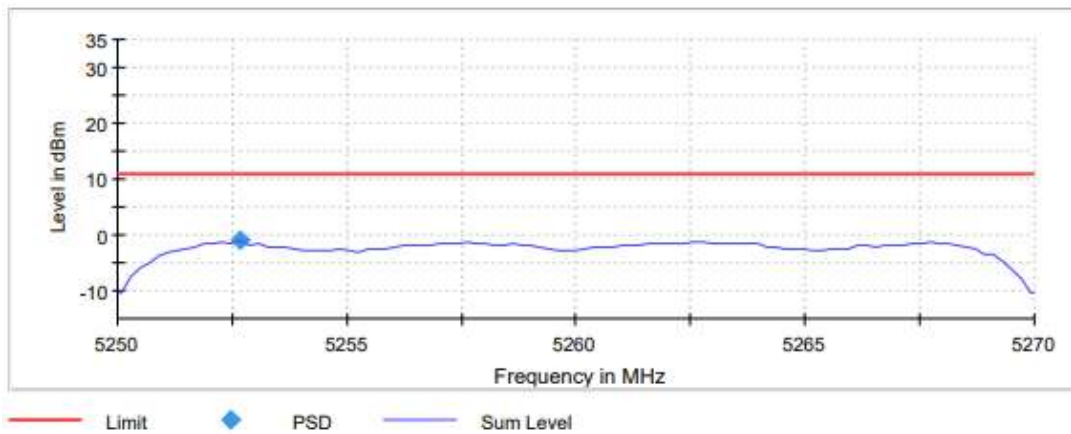
Setting	Instrument Value
Start Frequency	5.17000 GHz
Stop Frequency	5.25000 GHz
Span	80.000 MHz
RBW	1.000 MHz
VBW	3.000 MHz
Sweep Points	160
Sweep time	16.000 $\mu$ s
Reference Level	0.000 dBm
Attenuation	20.000 dB
Detector	RMS
Sweep Count	0
Filter	3 dB
Trace Mode	Max Hold
Sweep type	FFT
Preamp	off
Stable mode	Trace
Stable value	0.30 dB
Run	5 / max. 15
Stable	3 / 3
Max Stable Difference	0.00 dB

**UNII-2A**

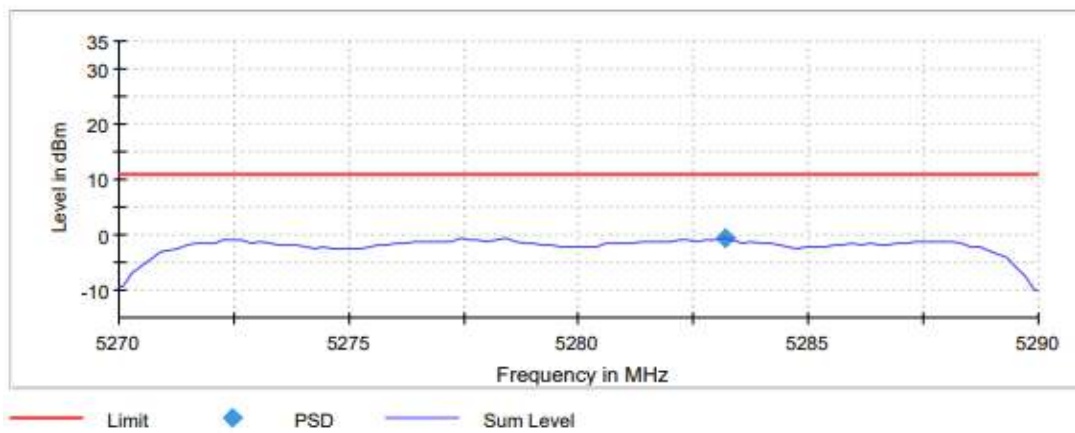
**Bandwidth: 20 MHz**

	Lowest frequency 5260 MHz	Middle frequency 5280 MHz	Highest frequency 5320 MHz
Power spectral density (dBm)	-0.995	-0.476	1.201

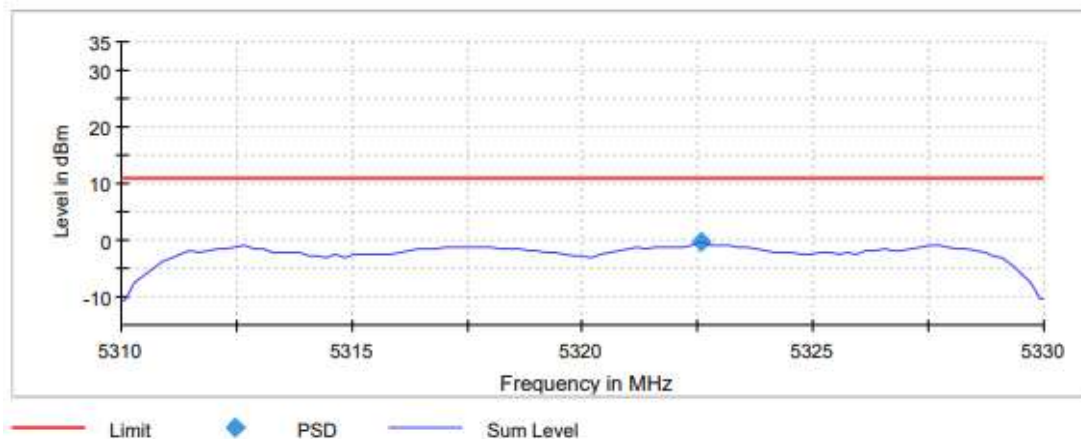
**Lowest Channel**



**Middle Channel**



## Highest Channel



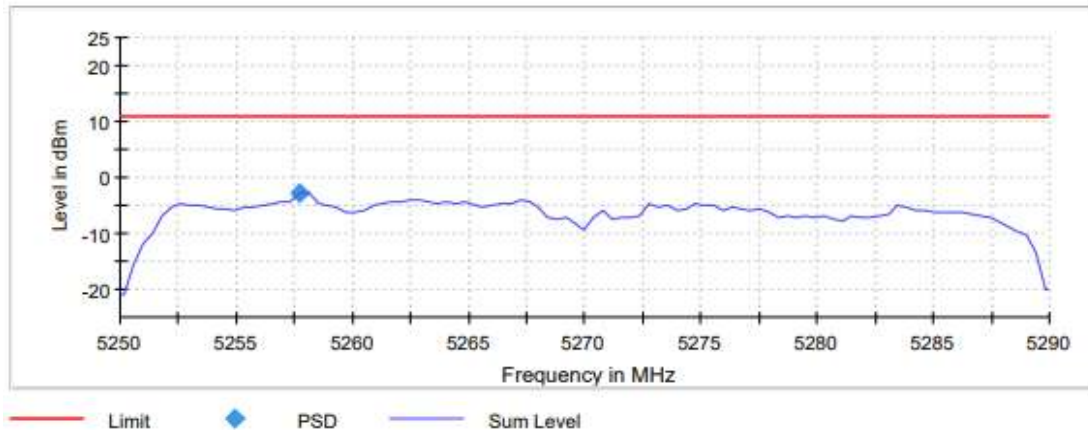
### Measurement

Setting	Instrument Value	Instrument Value	Instrument Value
Start Frequency	5.25000 GHz	5.27000 GHz	5.31000 GHz
Stop Frequency	5.27000 GHz	5.29000 GHz	5.33000 GHz
Span	20.000 MHz	20.000 MHz	20.000 MHz
RBW	1.000 MHz	1.000 MHz	1.000 MHz
VBW	3.000 MHz	3.000 MHz	3.000 MHz
Sweep Points	101	101	101
Sweep time	11.000 $\mu$ s	11.000 $\mu$ s	11.000 $\mu$ s
Reference Level	0.000 dBm	0.000 dBm	0.000 dBm
Attenuation	20.000 dB	20.000 dB	20.000 dB
Detector	RMS	RMS	RMS
Sweep Count	0	0	0
Filter	3 dB	3 dB	3 dB
Trace Mode	Max Hold	Max Hold	Max Hold
Sweep type	FFT	FFT	FFT
Preamp	off	off	off
Stable mode	Trace	Trace	Trace
Stable value	0.30 dB	0.30 dB	0.30 dB
Run	4 / max. 15	4 / max. 15	4 / max. 15
Stable	3 / 3	3 / 3	2 / 3
Max Stable Difference	0.00 dB	0.00 dB	0.00 dB

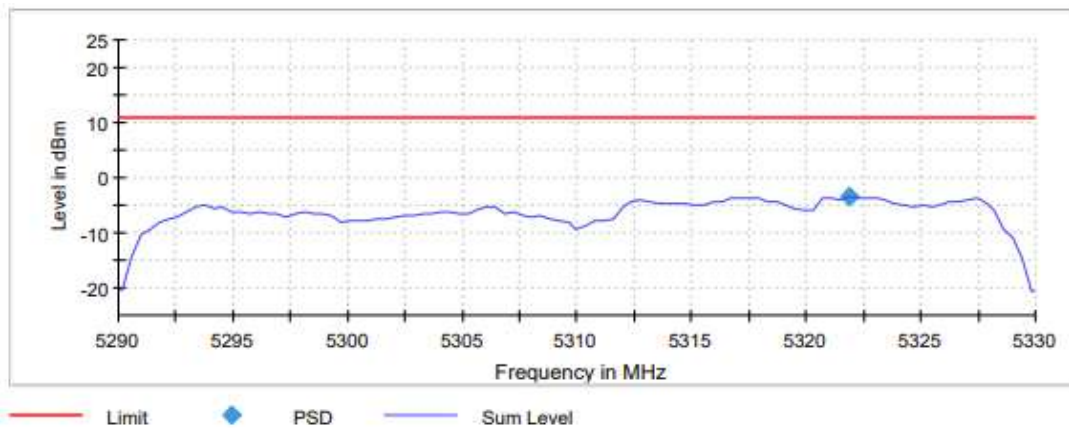
**Bandwidth: 40 MHz**

	Lowest frequency 5270 MHz	Highest frequency 5310 MHz
Power spectral density (dBm)	-2.697	-3.519

**Lowest Channel**



**Highest Channel**





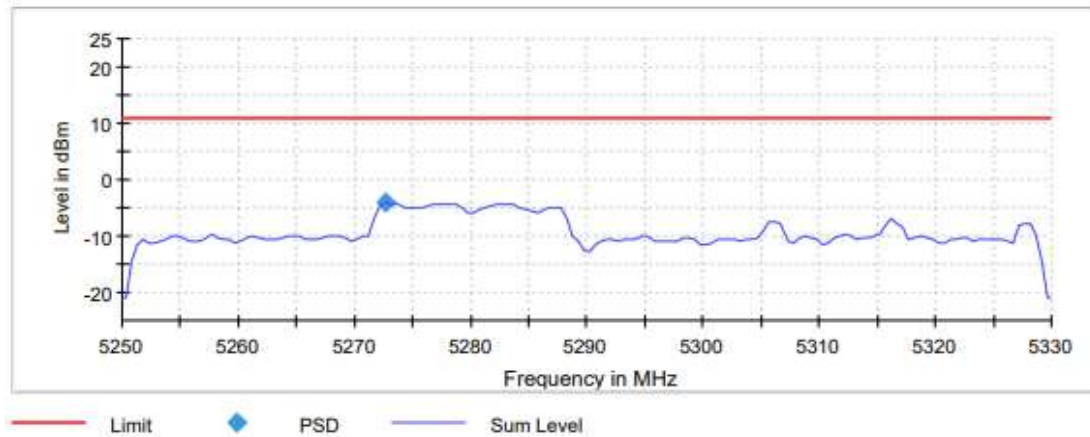
### Measurement

Setting	Instrument Value	Instrument Value
Start Frequency	5.25000 GHz	5.29000 GHz
Stop Frequency	5.29000 GHz	5.33000 GHz
Span	40.000 MHz	40.000 MHz
RBW	1.000 MHz	1.000 MHz
VBW	3.000 MHz	3.000 MHz
Sweep Points	101	101
Sweep time	11.000 $\mu$ s	11.000 $\mu$ s
Reference Level	0.000 dBm	0.000 dBm
Attenuation	20.000 dB	20.000 dB
Detector	RMS	RMS
Sweep Count	0	0
Filter	3 dB	3 dB
Trace Mode	Max Hold	Max Hold
Sweep type	FFT	FFT
Preamp	off	off
Stable mode	Trace	Trace
Stable value	0.30 dB	0.30 dB
Run	15 / max. 15	5 / max. 15
Stable	3 / 3	1 / 3
Max Stable Difference	0.00 dB	0.00 dB

**Bandwidth: 80 MHz**

	Lowest frequency 5290 MHz
Power spectral density (dBm)	-4.203

**Lowest Channel**



**Measurement**

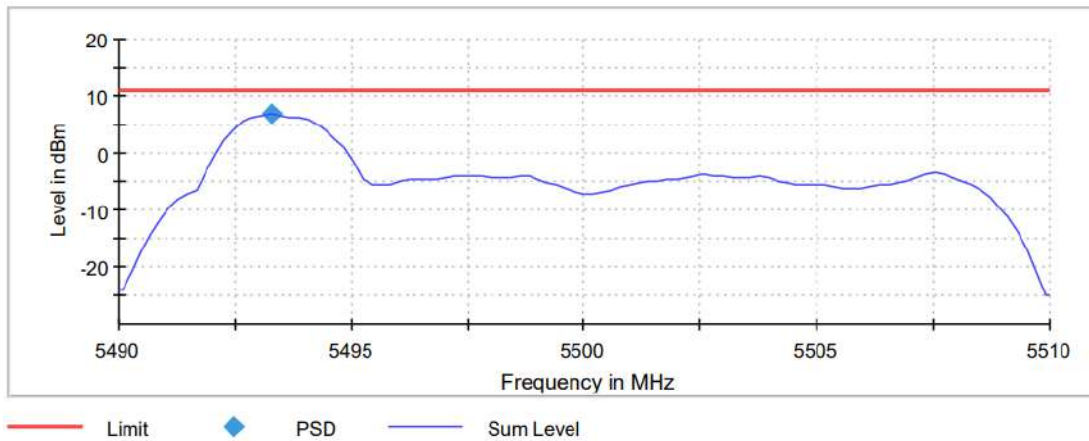
Setting	Instrument Value
Start Frequency	5.25000 GHz
Stop Frequency	5.33000 GHz
Span	80.000 MHz
RBW	1.000 MHz
VBW	3.000 MHz
Sweep Points	160
Sweep time	16.000 $\mu$ s
Reference Level	0.000 dBm
Attenuation	20.000 dB
Detector	RMS
Sweep Count	0
Filter	3 dB
Trace Mode	Max Hold
Sweep type	FFT
Preamp	off
Stable mode	Trace
Stable value	0.30 dB
Run	5 / max. 15
Stable	3 / 3
Max Stable Difference	0.00 dB

**UNII-2C**

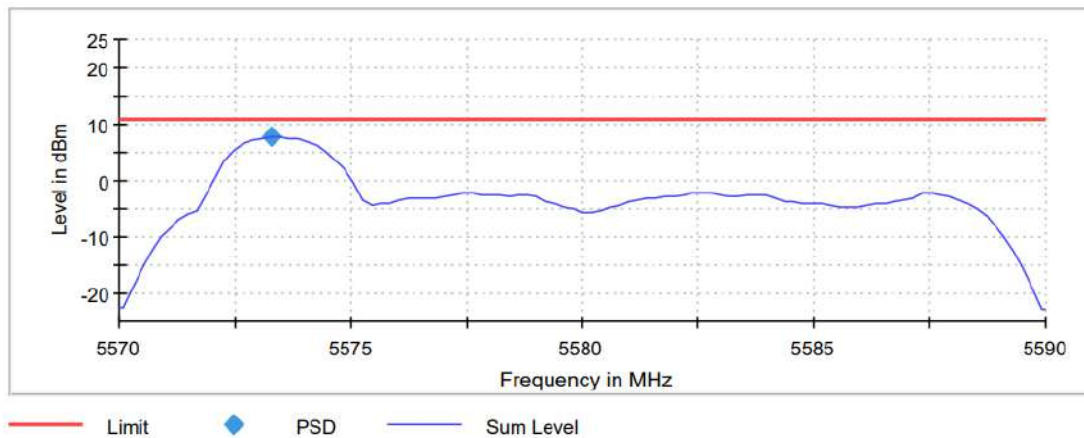
**Bandwidth: 20 MHz**

	Lowest frequency 5500 MHz	Middle frequency 5580 MHz	Highest frequency 5700 MHz
Power spectral density (dBm)	6.817	7.817	7.056

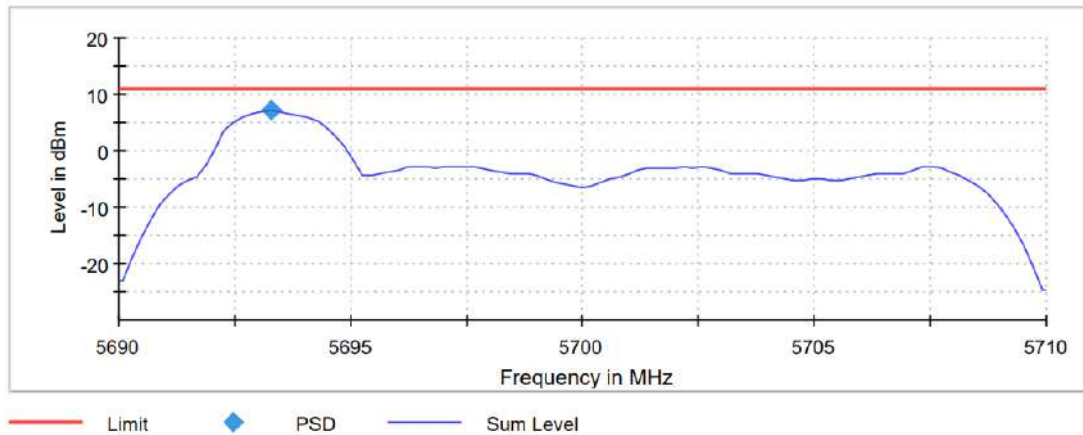
**Lowest Channel**



**Middle Channel**



### Highest Channel



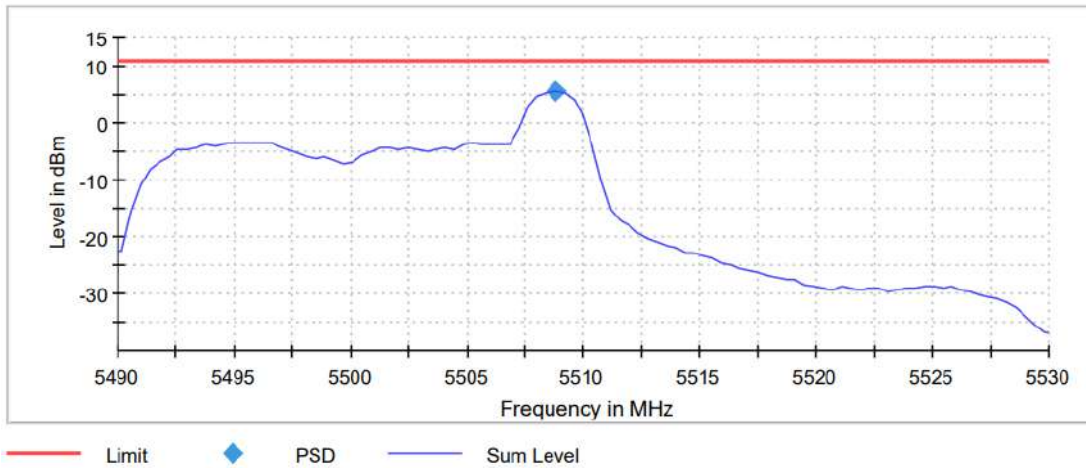
### Measurement

Setting	Instrument Value	Instrument Value	Instrument Value
Start Frequency	5.49000 GHz	5.57000 GHz	5.69000 GHz
Stop Frequency	5.51000 GHz	5.59000 GHz	5.71000 GHz
Span	20.000 MHz	20.000 MHz	20.000 MHz
RBW	1.000 MHz	1.000 MHz	1.000 MHz
VBW	3.000 MHz	3.000 MHz	3.000 MHz
Sweep Points	101	101	101
Sweep time	2.020 ms	2.020 ms	2.020 ms
Reference Level	0.000 dBm	0.000 dBm	0.000 dBm
Attenuation	20.000 dB	20.000 dB	20.000 dB
Detector	RMS	RMS	RMS
Sweep Count	29703	29703	29703
Filter	3 dB	3 dB	3 dB
Trace Mode	Max Hold	Max Hold	Max Hold
Sweep type	FFT	FFT	FFT
Preamp	off	off	off
Stable mode	Trace	Trace	Trace
Stable value	0.30 dB	0.30 dB	0.30 dB
Run	2 / max. 15	15 / max. 15	15 / max. 15
Stable	3 / 3	2 / 3	3 / 3
Max Stable	0.38 dB	0.34 dB	0.46 dB

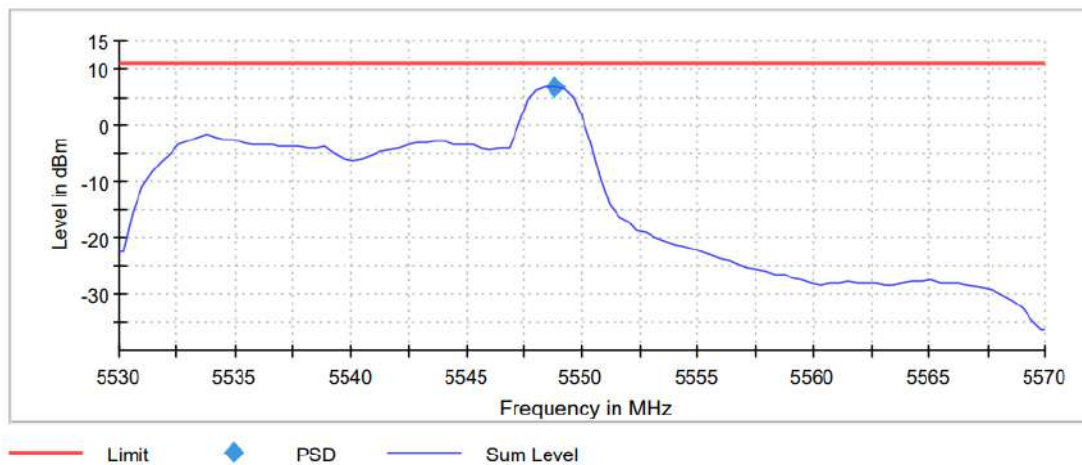
**Bandwidth: 40 MHz**

	Lowest frequency 5510 MHz	Middle frequency 5550 MHz	Highest frequency 5670 MHz
Maximum conducted power (dBm)	5.487	6.881	6.375

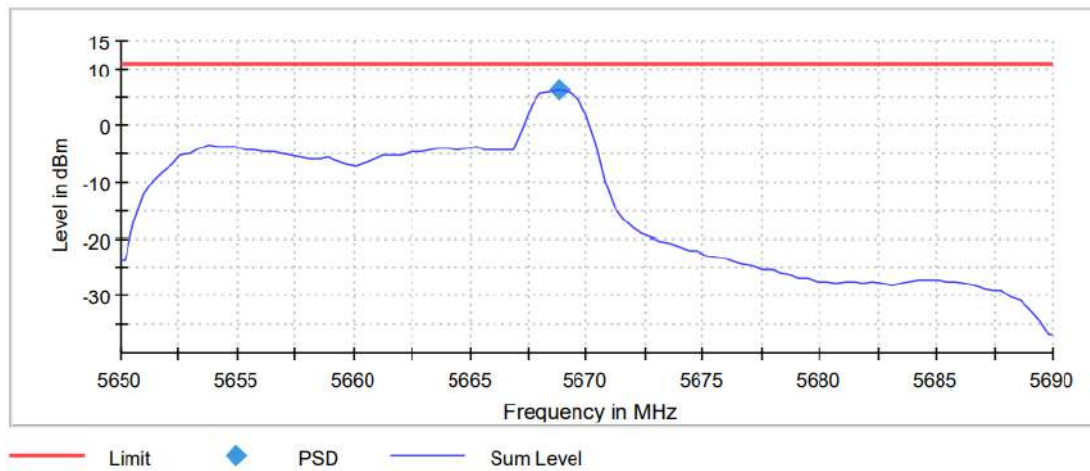
**Lowest Channel**



**Middle Channel**



### Highest Channel



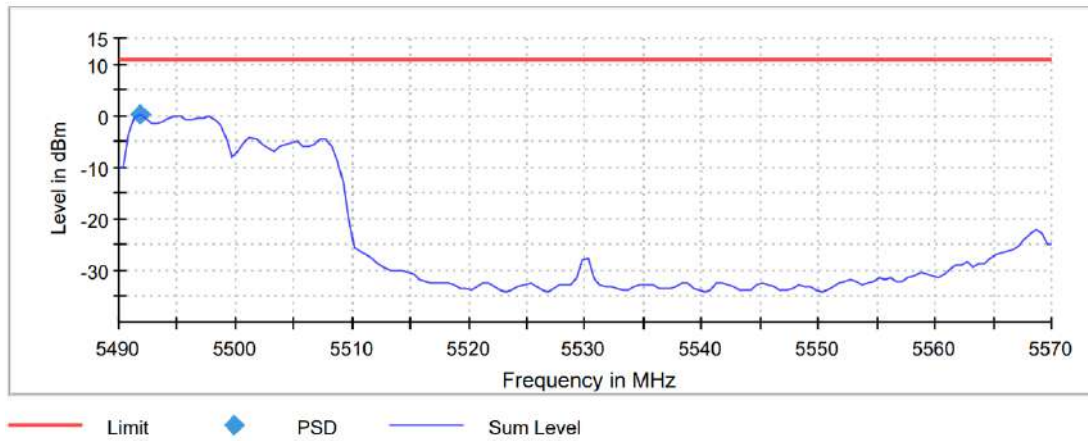
### Measurement

Setting	Instrument Value	Instrument Value	Instrument Value
Start Frequency	5.49000 GHz	5.53000 GHz	5.65000 GHz
Stop Frequency	5.53000 GHz	5.57000 GHz	5.69000 GHz
Span	40.000 MHz	40.000 MHz	40.000 MHz
RBW	1.000 MHz	1.000 MHz	1.000 MHz
VBW	3.000 MHz	3.000 MHz	3.000 MHz
Sweep Points	101	101	101
Sweep time	2.020 ms	2.020 ms	2.020 ms
Reference Level	0.000 dBm	0.000 dBm	0.000 dBm
Attenuation	20.000 dB	20.000 dB	20.000 dB
Detector	RMS	RMS	RMS
Sweep Count	29703	29703	29703
Filter	3 dB	3 dB	3 dB
Trace Mode	Max Hold	Max Hold	Max Hold
Sweep type	Sweep	Sweep	Sweep
Preamp	off	off	off
Stable mode	Trace	Trace	Trace
Stable value	0.50 dB	0.50 dB	0.30 dB
Run	2 / max. 15	2 / max. 15	2 / max. 15
Stable	1 / 1	1 / 1	1 / 1
Max Stable Difference	0.18 dB	0.28 dB	0.31 dB

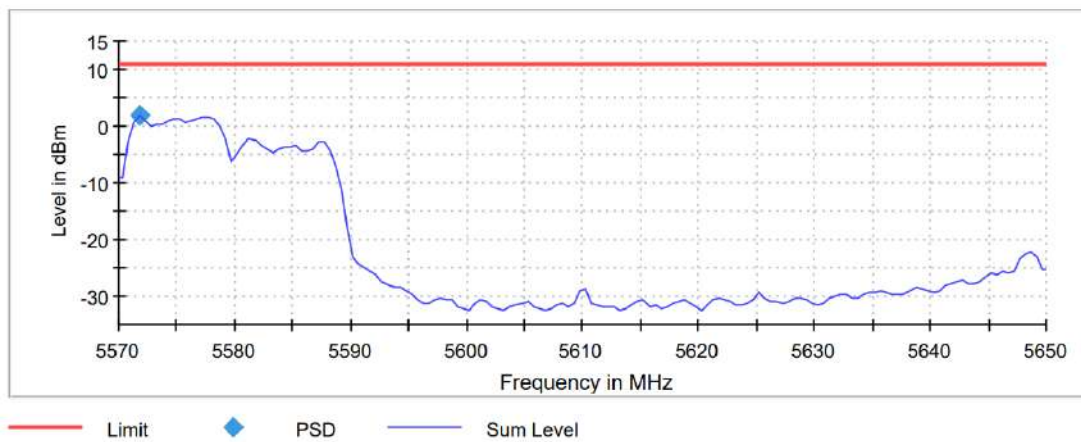
**Bandwidth: 80 MHz**

	Lowest frequency 5530 MHz	Highest frequency 5610 MHz
Power spectral density (dBm)	0.351	1.847

**Lowest Channel**



**Highest Channel**



### Measurement

Setting	Instrument Value	Instrument Value
Start Frequency	5.49000 GHz	5.57000 GHz
Stop Frequency	5.57000 GHz	5.65000 GHz
Span	80.000 MHz	80.000 MHz
RBW	1.000 MHz	1.000 MHz
VBW	3.000 MHz	3.000 MHz
Sweep Points	160	160
Sweep time	3.200 ms	3.200 ms
Reference Level	0.000 dBm	0.000 dBm
Attenuation	20.000 dB	20.000 dB
Detector	RMS	RMS
Sweep Count	18750	8750
Filter	3 dB	3 dB
Trace Mode	Max Hold	Max Hold
Sweep type	Sweep	Sweep
Preamp	off	off
Stable mode	Trace	Trace
Stable value	0.50 dB	0.50 dB
Run	2 / max. 15	2 / max. 15
Stable	1 / 1	1 / 1
Max Stable Difference	0.29 dB	0.47 dB

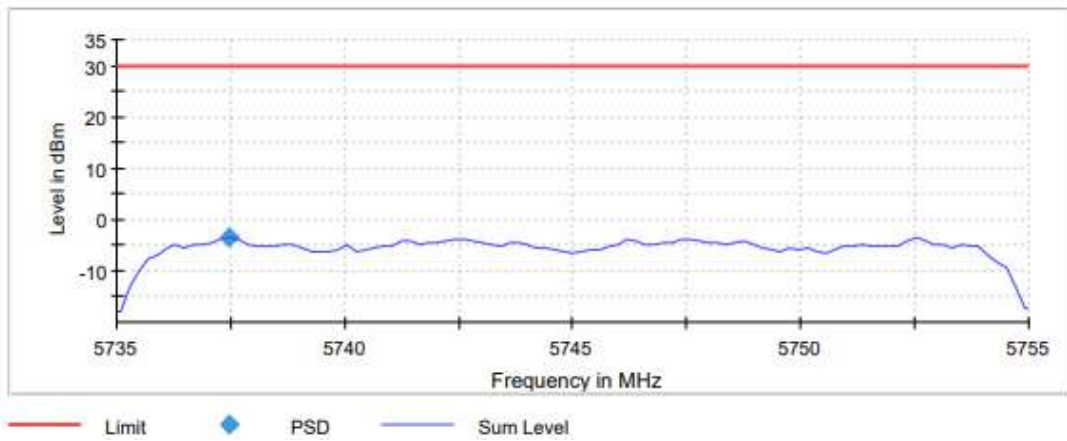


**UNII-3**

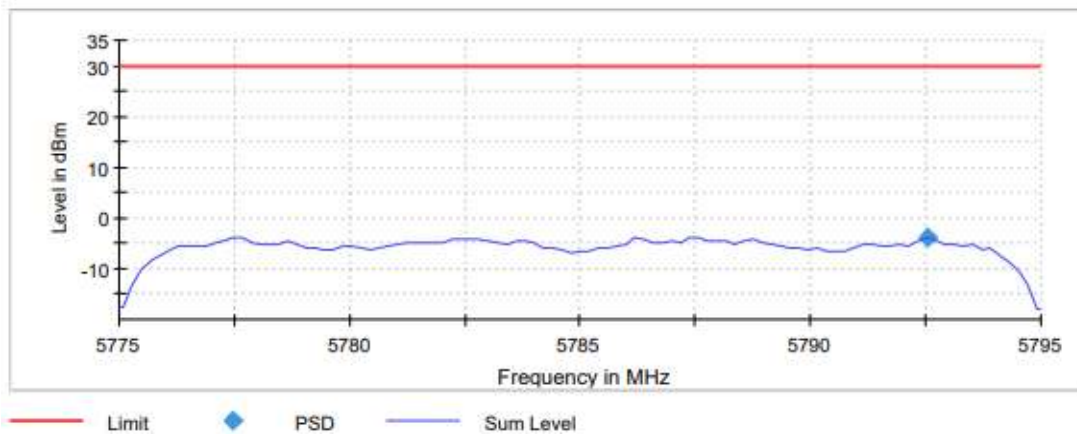
**Bandwidth: 20 MHz**

	Lowest frequency 5745 MHz	Middle frequency 5785 MHz	Highest frequency 5825 MHz
Power spectral density (dBm)	-3.417	-3.705	-4.575

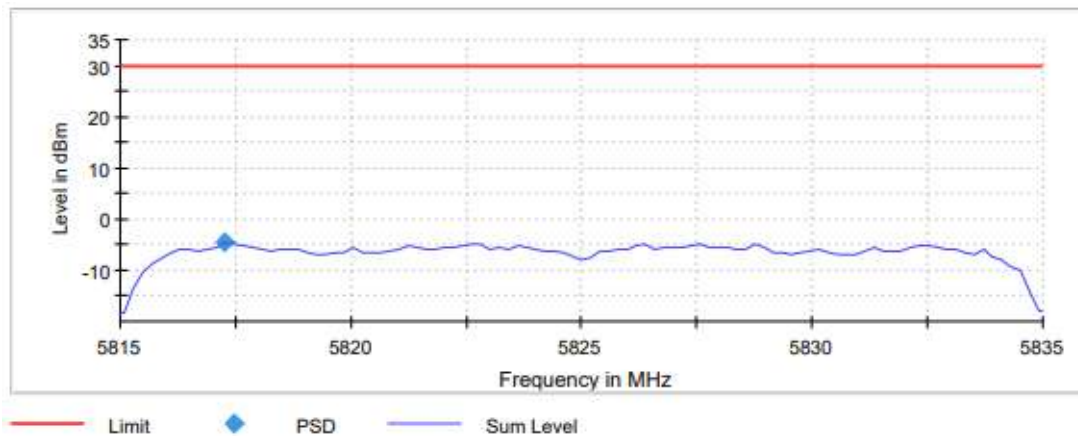
**Lowest Channel**



**Middle Channel**



## Highest Channel



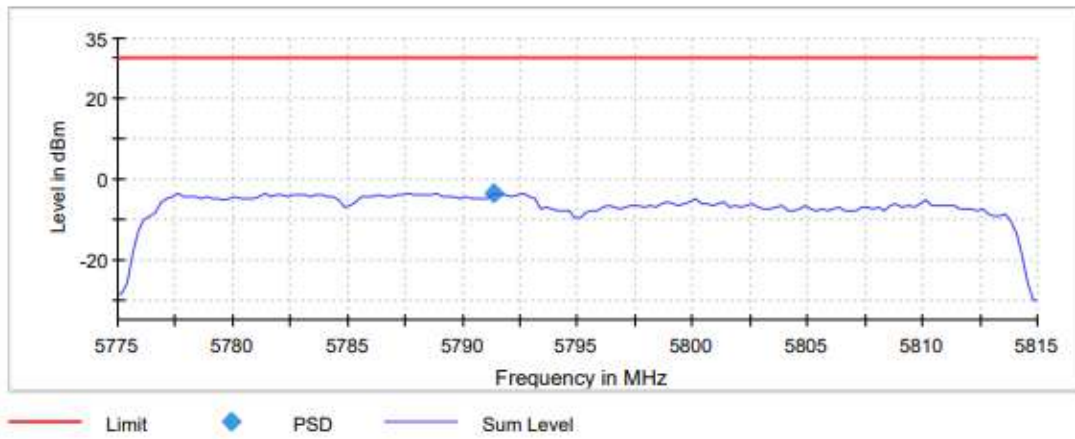
## Measurement

Setting	Instrument Value	Instrument Value	Instrument Value
Start Frequency	5.73500 GHz	5.77500 GHz	5.81500 GHz
Stop Frequency	5.75500 GHz	5.79500 GHz	5.83500 GHz
Span	20.000 MHz	20.000 MHz	20.000 MHz
RBW	500.000 kHz	500.000 kHz	500.000 kHz
VBW	2.000 MHz	2.000 MHz	2.000 MHz
Sweep Points	101	101	101
Sweep time	11.000 $\mu$ s	11.000 $\mu$ s	11.000 $\mu$ s
Reference Level	0.000 dBm	0.000 dBm	0.000 dBm
Attenuation	20.000 dB	20.000 dB	20.000 dB
Detector	RMS	RMS	RMS
Sweep Count	0	0	0
Filter	3 dB	3 dB	3 dB
Trace Mode	Max Hold	Max Hold	Max Hold
Sweep type	FFT	FFT	FFT
Preamp	off	off	off
Stable mode	Trace	Trace	Trace
Stable value	0.30 dB	0.30 dB	0.30 dB
Run	13 / max. 15	15 / max. 15	12 / max. 15
Stable	2 / 3	3 / 3	3 / 3
Max Stable Difference	0.00 dB	2.72 dB	0.00 dB

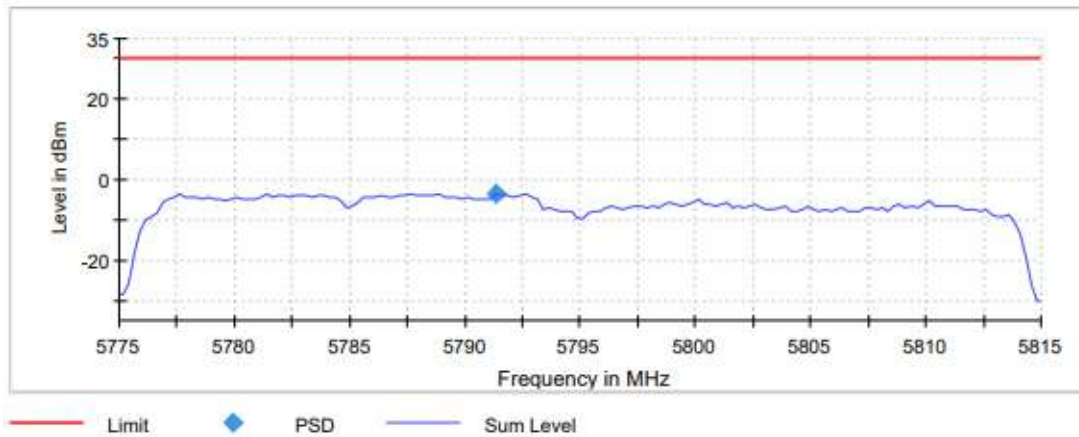
**Bandwidth: 40 MHz**

	Lowest frequency 5755 MHz	Highest frequency 5795 MHz
Power spectral density (dBm)	-1.332	-3.421

**Lowest Channel**



**Highest Channel**



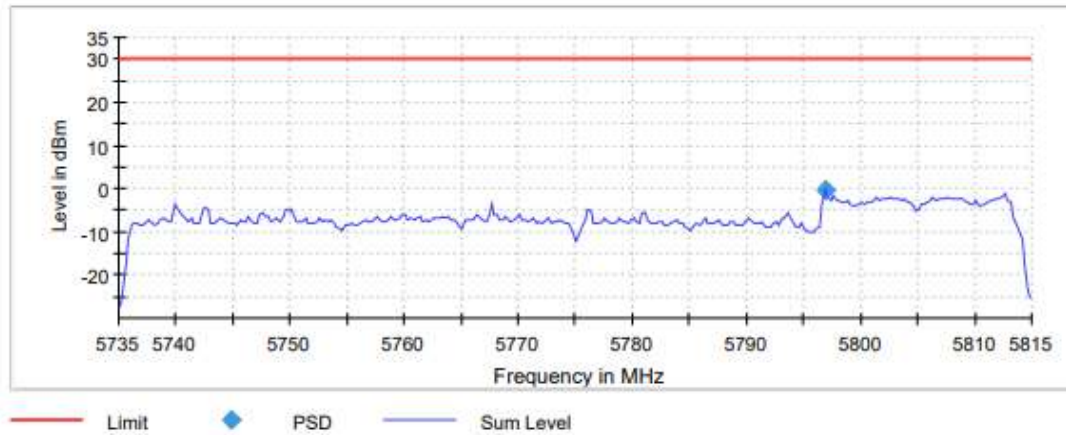
### Measurement

Setting	Instrument Value	Instrument Value
Start Frequency	5.73500 GHz	5.77500 GHz
Stop Frequency	5.77500 GHz	5.81500 GHz
Span	40.000 MHz	40.000 MHz
RBW	500.000 kHz	500.000 kHz
VBW	2.000 MHz	2.000 MHz
Sweep Points	160	160
Sweep time	16.000 $\mu$ s	16.000 $\mu$ s
Reference Level	0.000 dBm	0.000 dBm
Attenuation	20.000 dB	20.000 dB
Detector	RMS	RMS
Sweep Count	0	0
Filter	3 dB	3 dB
Trace Mode	Max Hold	Max Hold
Sweep type	FFT	FFT
Preamp	off	off
Stable mode	Trace	Trace
Stable value	0.30 dB	0.30 dB
Run	15 / max. 15	14 / max. 15
Stable	3 / 3	3 / 3
Max Stable Difference	0.00 dB	0.00 dB

**Bandwidth: 80 MHz**

	Lowest frequency 5775 MHz
Power spectral density (dBm)	-0.438

**Lowest Channel**



**Measurement**

Setting	Instrument Value
Start Frequency	5.73500 GHz
Stop Frequency	5.81500 GHz
Span	80.000 MHz
RBW	500.000 kHz
VBW	2.000 MHz
Sweep Points	320
Sweep time	32.000 $\mu$ s
Reference Level	0.000 dBm
Attenuation	20.000 dB
Detector	RMS
Sweep Count	0
Filter	3 dB
Trace Mode	Max Hold
Sweep type	FFT
Preamp	off
Stable mode	Trace
Stable value	0.30 dB
Run	15 / max. 15
Stable	2 / 3
Max Stable Difference	0.00 dB

## SECTION F.3: RSS-247 6.2.4.1 / FCC 15.407 (E) 6 DB EMISSION BANDWIDTH U-NII-3

### Limits

For equipment operating in the band 5725-5850 MHz, the minimum 6 dB bandwidth shall be at least 500 kHz.

### Test Condition: TC#01 (ax mode non-beam forming)

Mode: SISO

Modulation: 802.11ax HE20 SS1 (OFDMA MCS8)

### Results

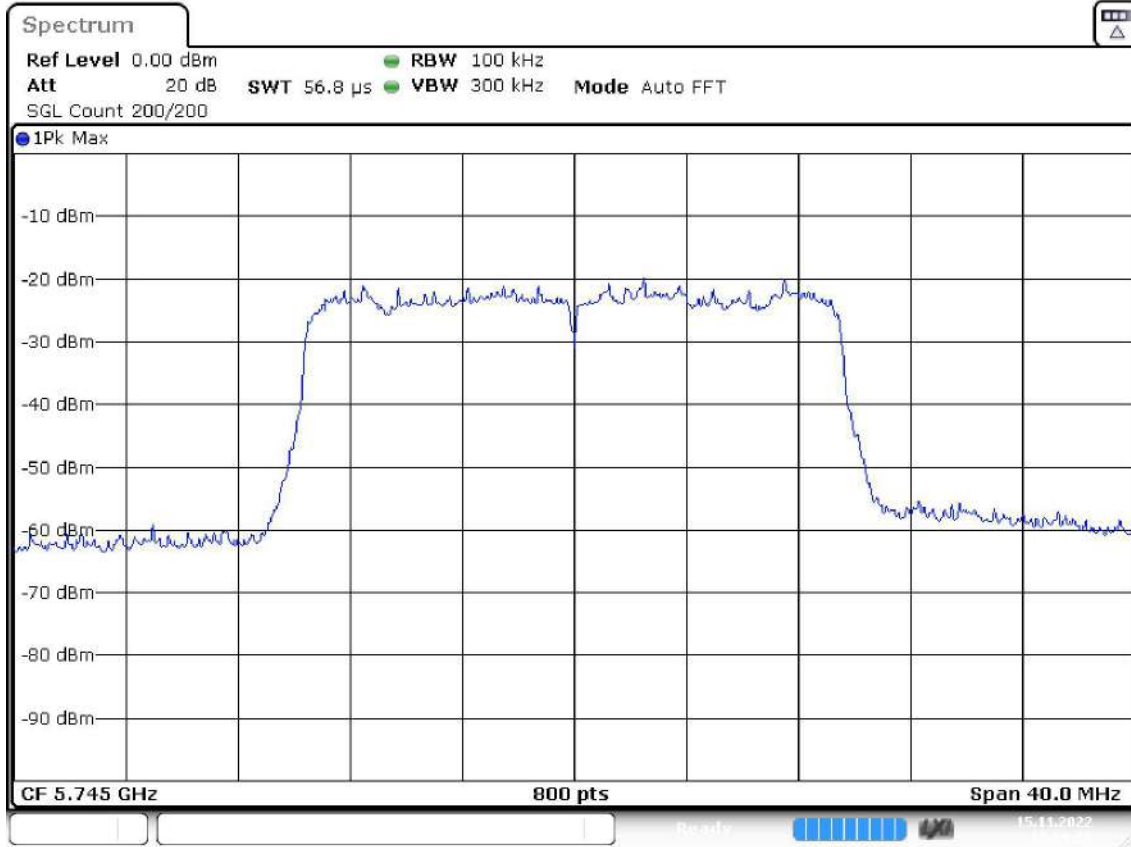
Port	Freq (MHz)	# of Tx Chains	6dB BW (MHz)
1	5745.00000	1	18.900
1	5785.00000	1	19.000
1	5825.00000	1	18.750
2	5745.00000	1	18.900
2	5785.00000	1	18.900
2	5825.00000	1	18.750

### Verdict

Pass

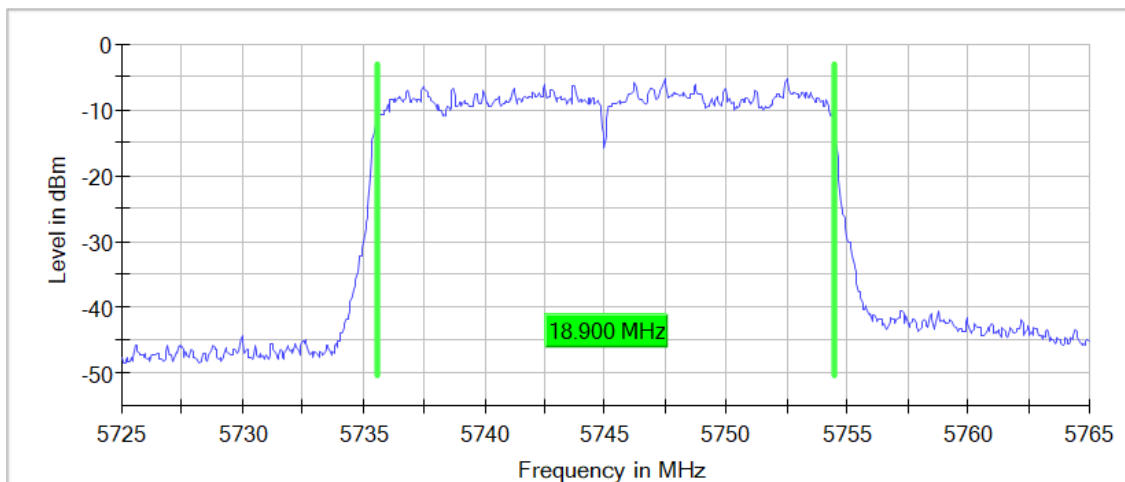
Active Port = 1, Frequency MHz = 5745.00000, Modulation = 802.11ax HE20 SS1 (OFDMA MCS8), Mode = SISO, Number of Transmission Chains = 1

Images:



Date: 15.NOV.2022 18:29:36

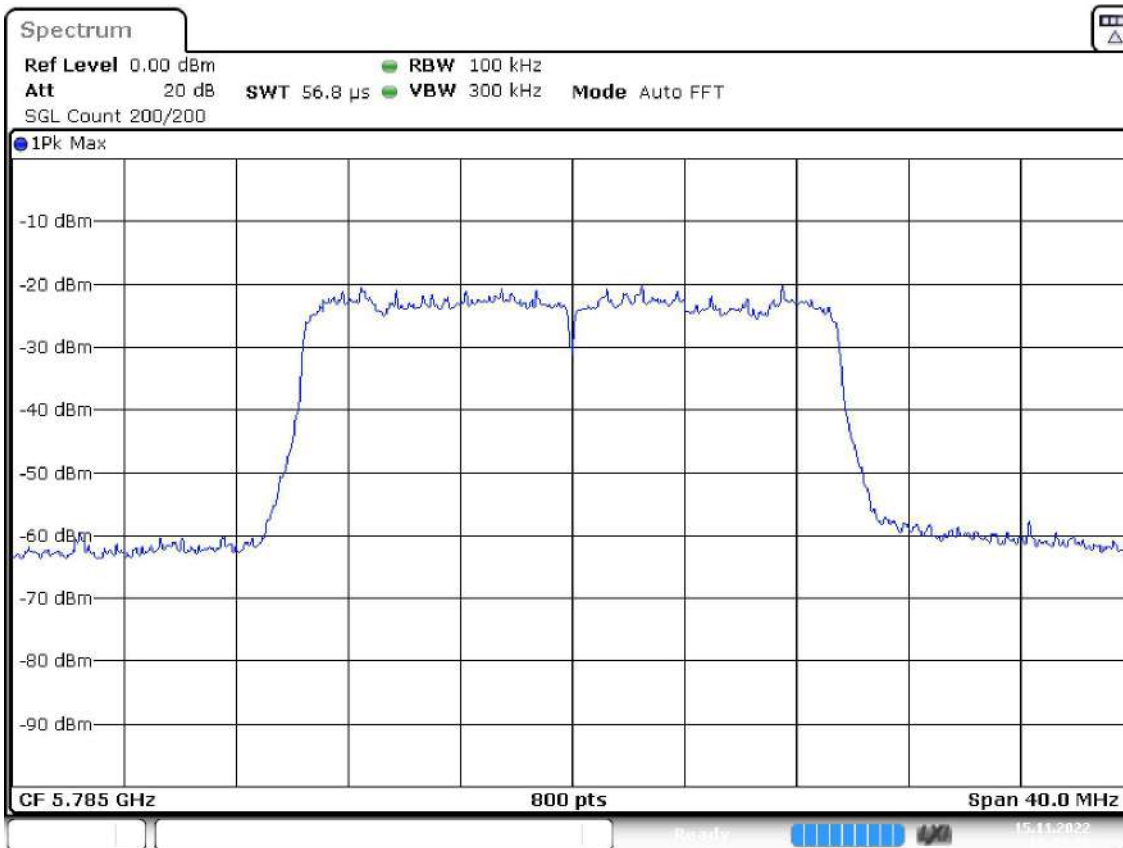
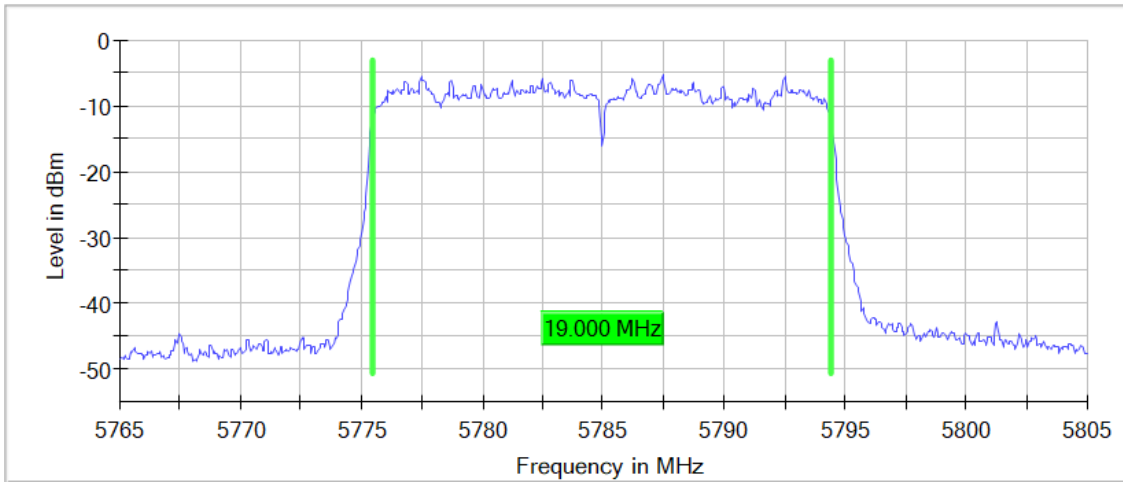
6 dB Bandwidth



Active Port = 1, Frequency MHz = 5785.00000, Modulation = 802.11ax HE20 SS1 (OFDMA MCS8), Mode = SISO, Number of Transmission Chains = 1

Images:

6 dB Bandwidth

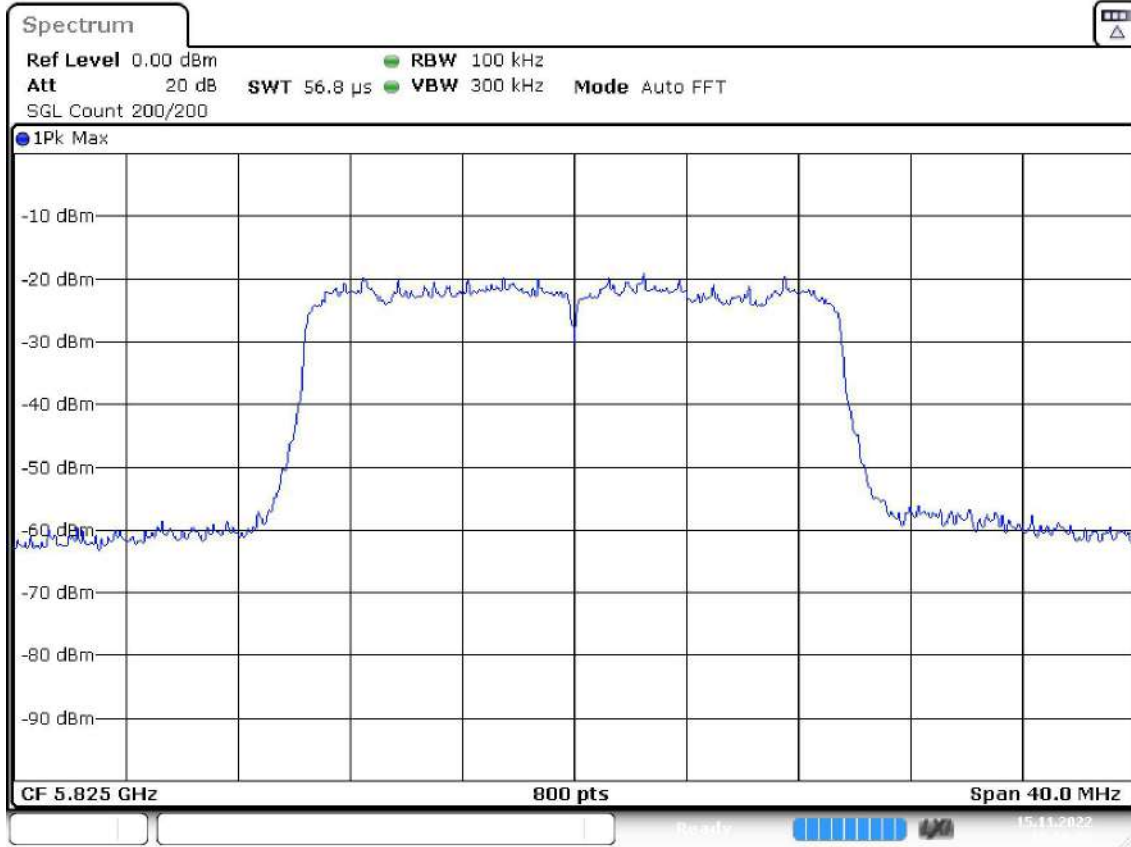


Date: 15.NOV.2022 18:42:27



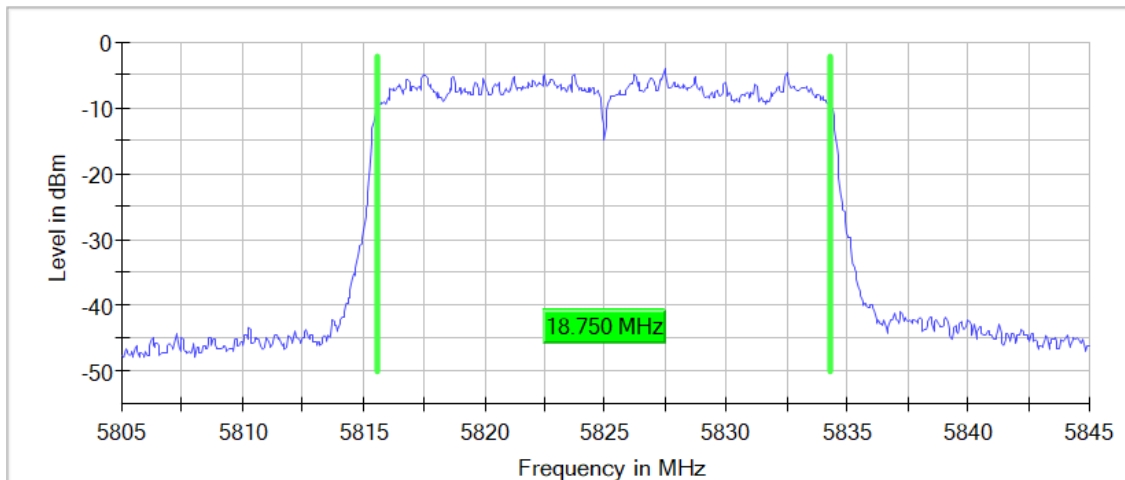
Active Port = 1, Frequency MHz = 5825.00000, Modulation = 802.11ax HE20 SS1 (OFDMA MCS8), Mode = SISO, Number of Transmission Chains = 1

Images:



Date: 15.NOV.2022 18:50:54

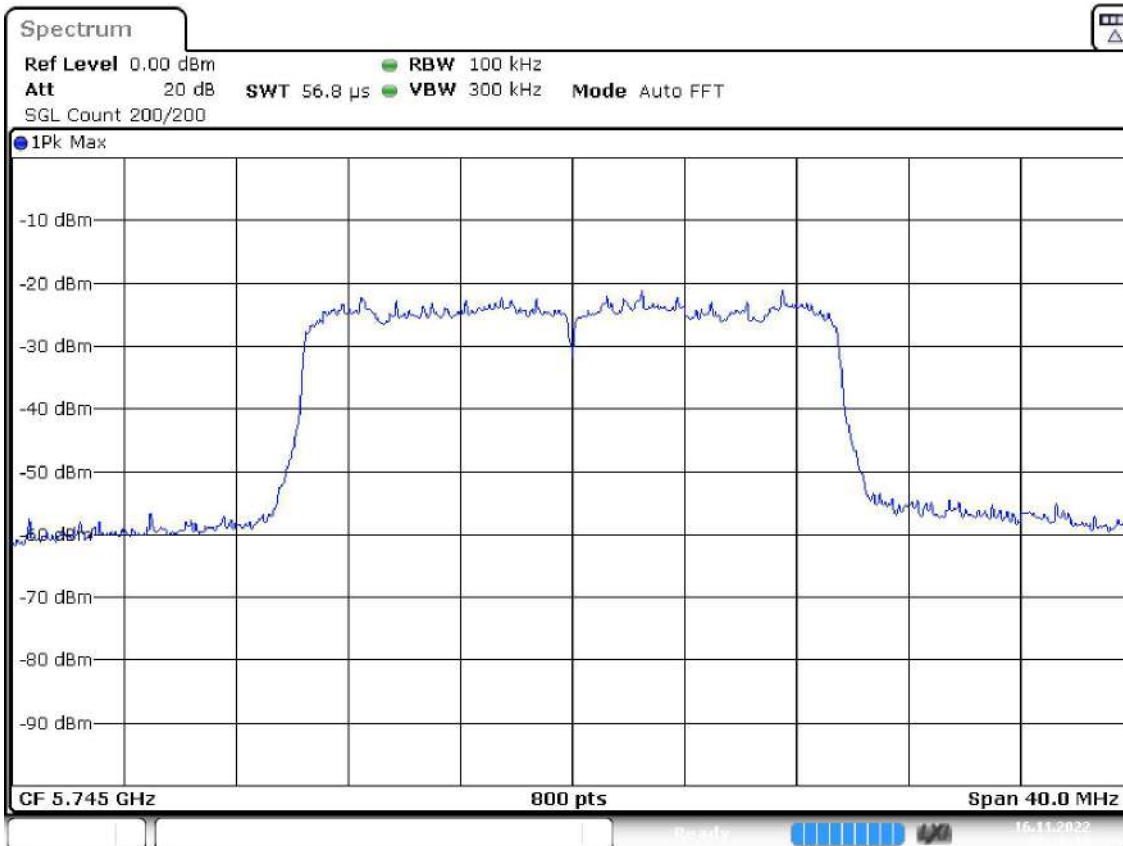
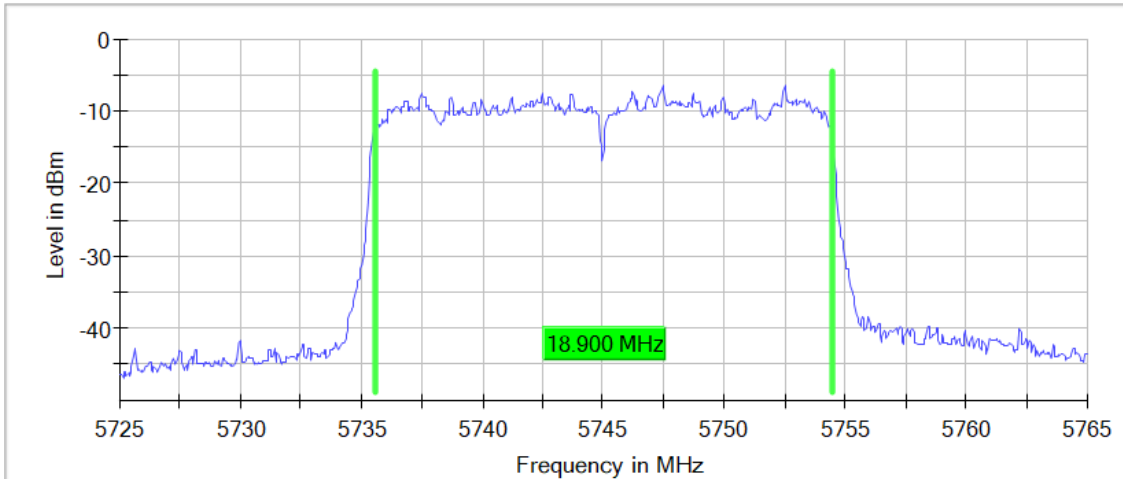
6 dB Bandwidth



Active Port = 2, Frequency MHz = 5745.00000, Modulation = 802.11ax HE20 SS1 (OFDMA MCS8), Mode = SISO, Number of Transmission Chains = 1

Images:

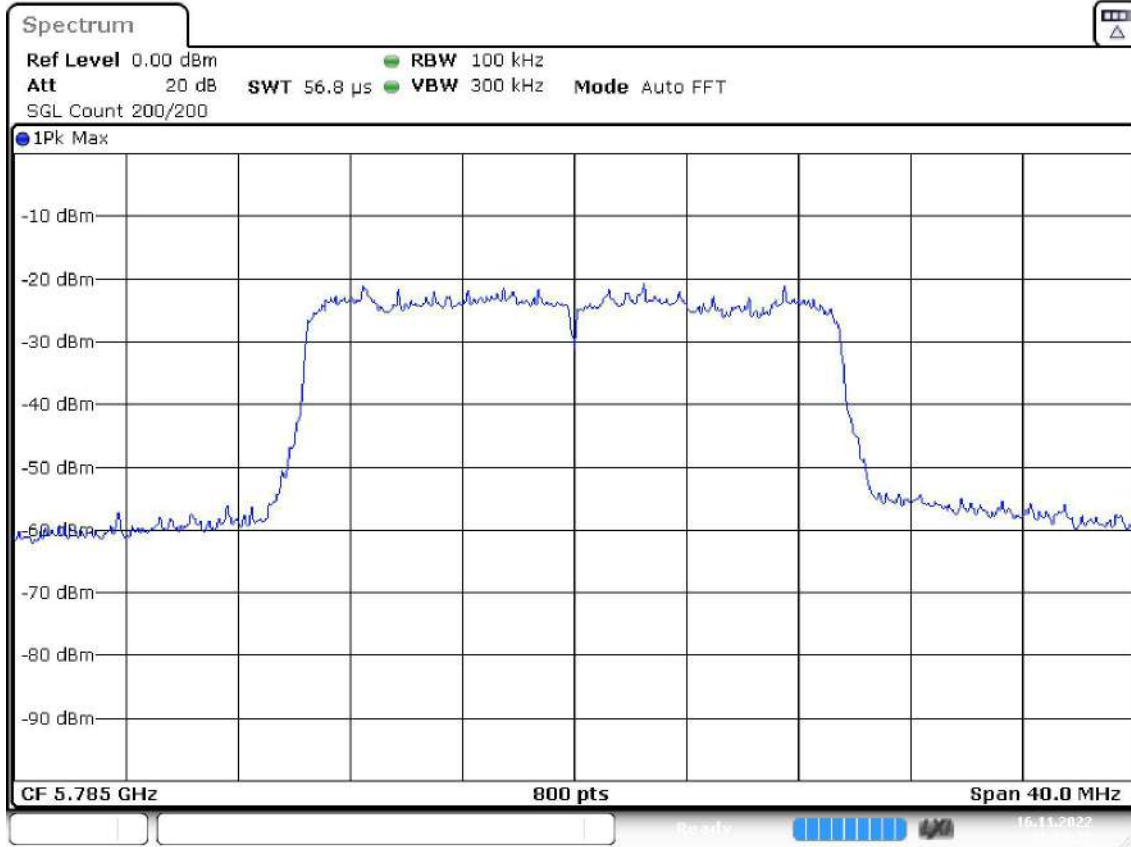
6 dB Bandwidth



Date: 16.NOV.2022 21:16:14

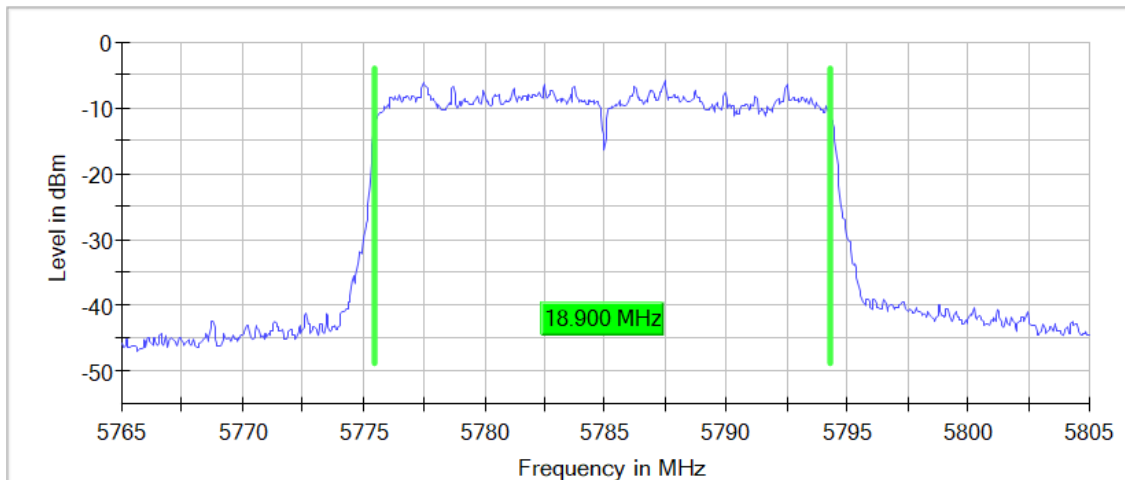
Active Port = 2, Frequency MHz = 5785.00000, Modulation = 802.11ax HE20 SS1 (OFDMA MCS8), Mode = SISO, Number of Transmission Chains = 1

Images:



Date: 16.NOV.2022 21:28:26

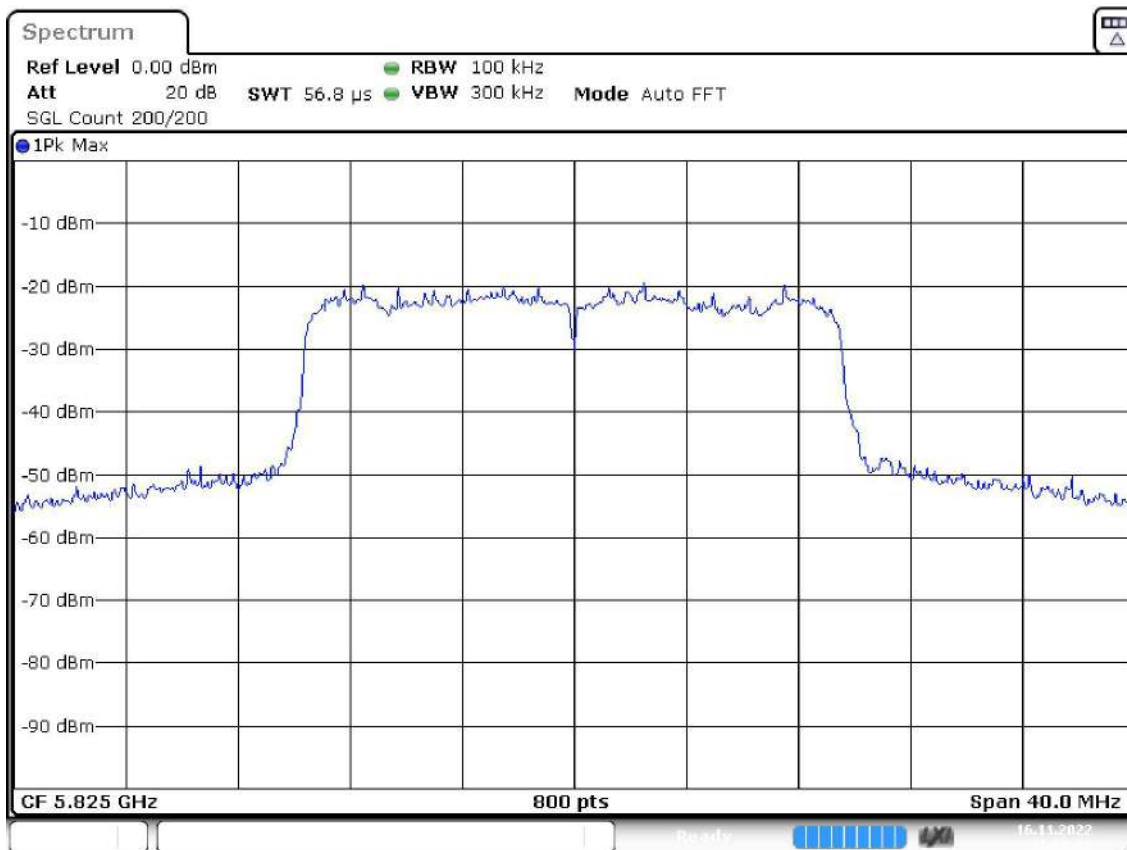
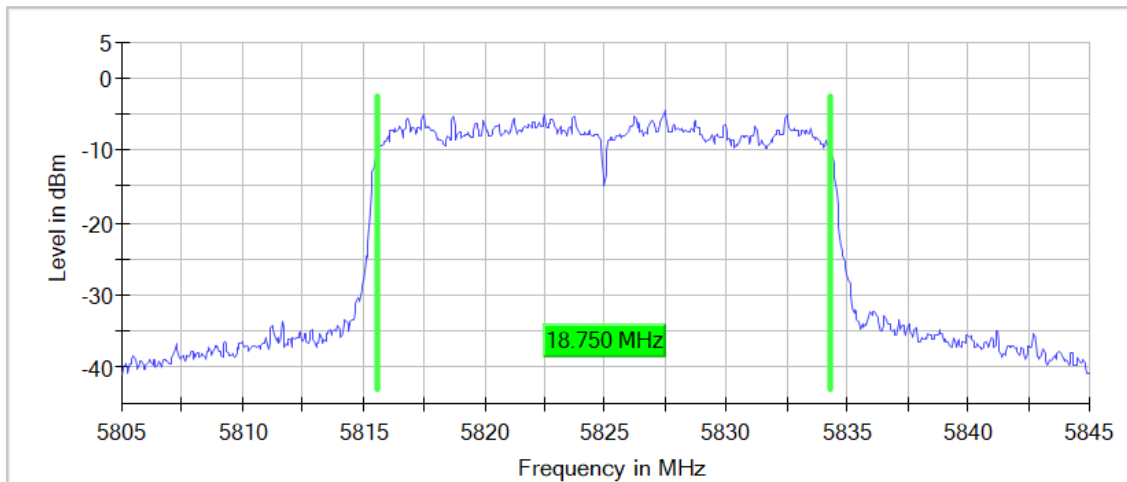
6 dB Bandwidth



Active Port = 2, Frequency MHz = 5825.00000, Modulation = 802.11ax HE20 SS1 (OFDMA MCS8), Mode = SISO, Number of Transmission Chains = 1

Images:

6 dB Bandwidth



Date: 16.NOV.2022 21:36:50

Mode: SISO

Modulation: 802.11ax HE40 SS1 (OFDMA MCS9)

*Results*

Port	Freq (MHz)	# of Tx Chains	6dB BW (MHz)
1	5755.00000	1	37.100
1	5795.00000	1	37.950
2	5755.00000	1	37.750
2	5795.00000	1	37.500

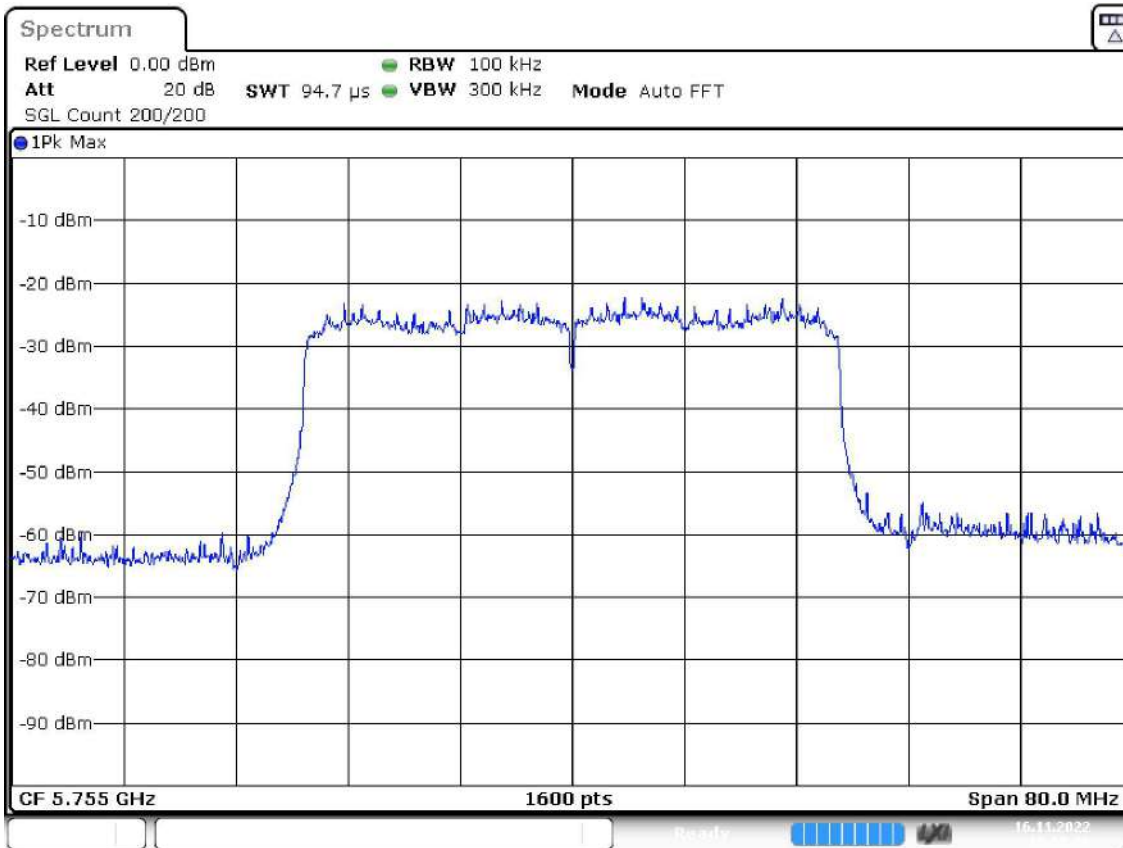
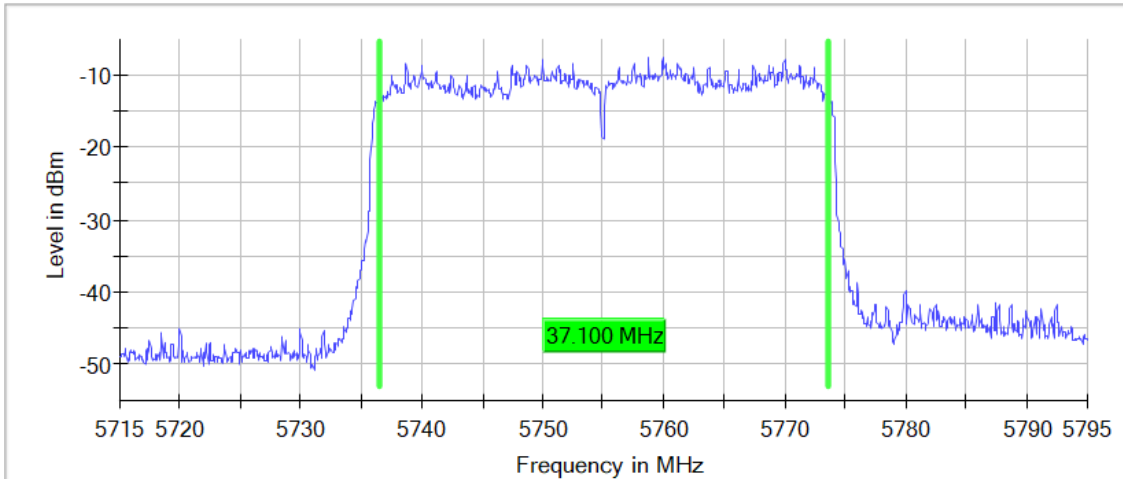
*Verdict*

Pass

Active Port = 1, Frequency MHz = 5755.00000, Modulation = 802.11ax HE40 SS1 (OFDMA MCS9), Mode = SISO, Number of Transmission Chains = 1

Images:

6 dB Bandwidth

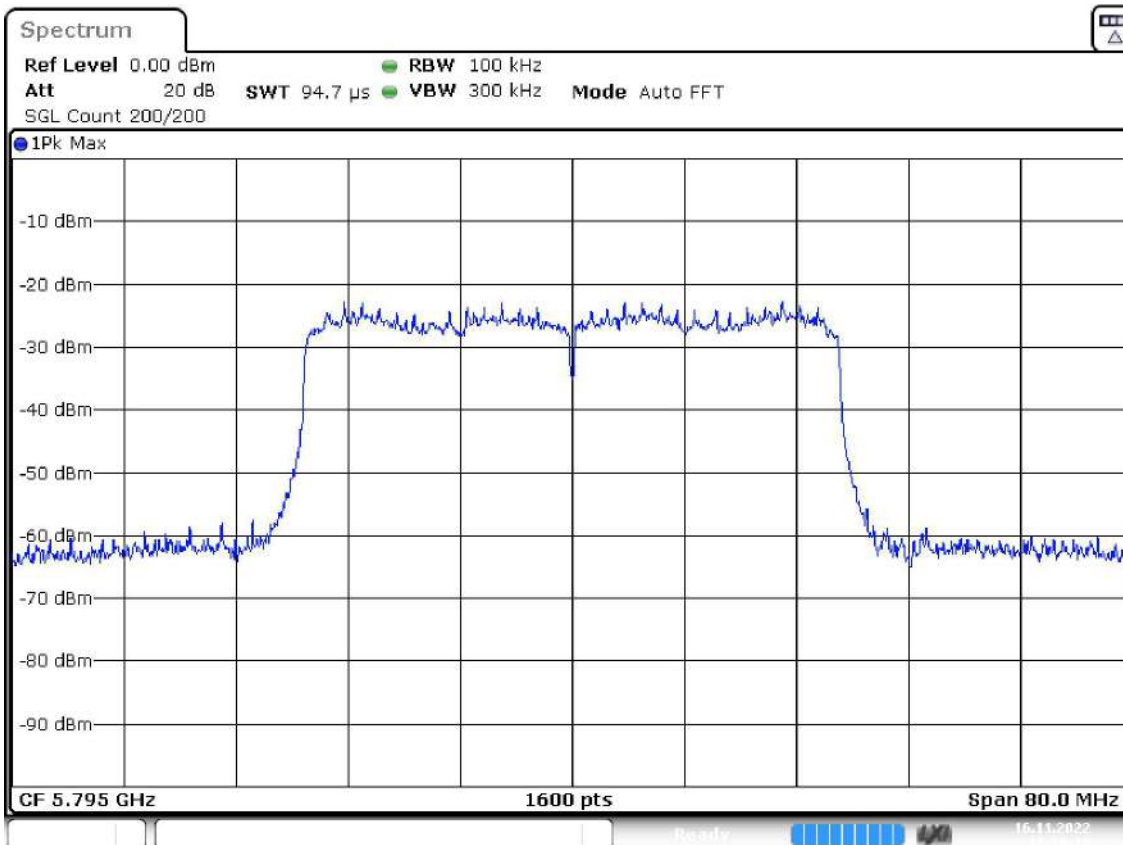
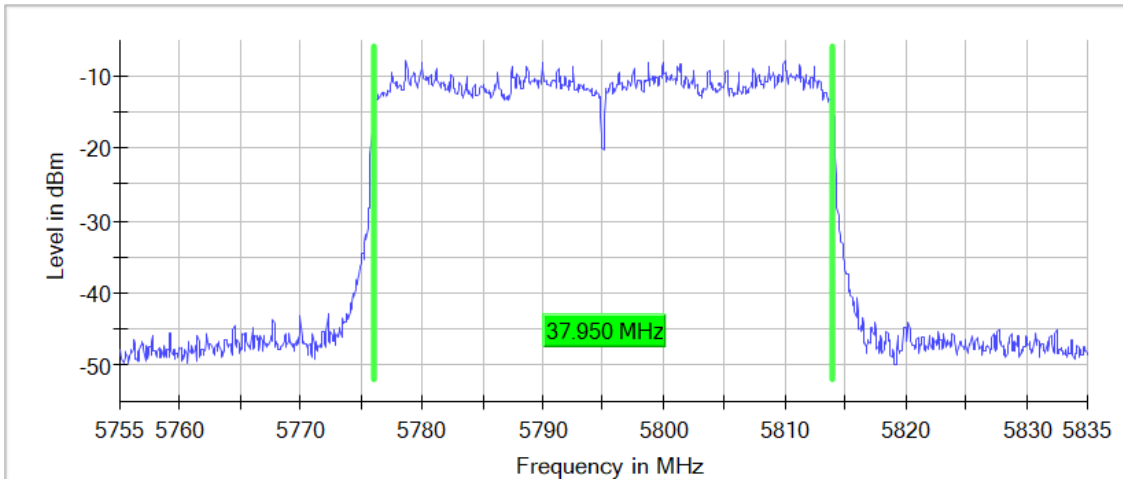


Date: 16.NOV.2022 10:57:00

ctive Port = 1, Frequency MHz = 5795.00000, Modulation = 802.11ax HE40 SS1 (OFDMA MCS9), Mode = SISO,  
Number of Transmission Chains = 1

Images:

6 dB Bandwidth

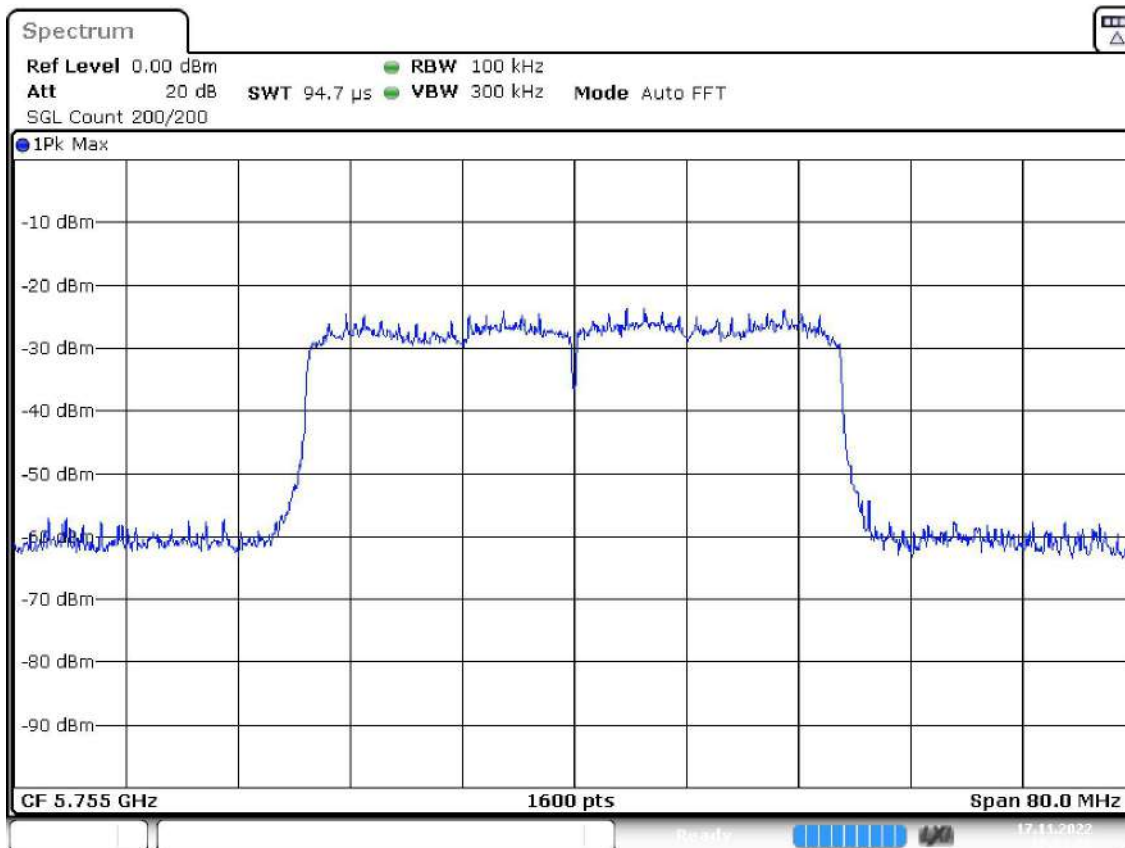
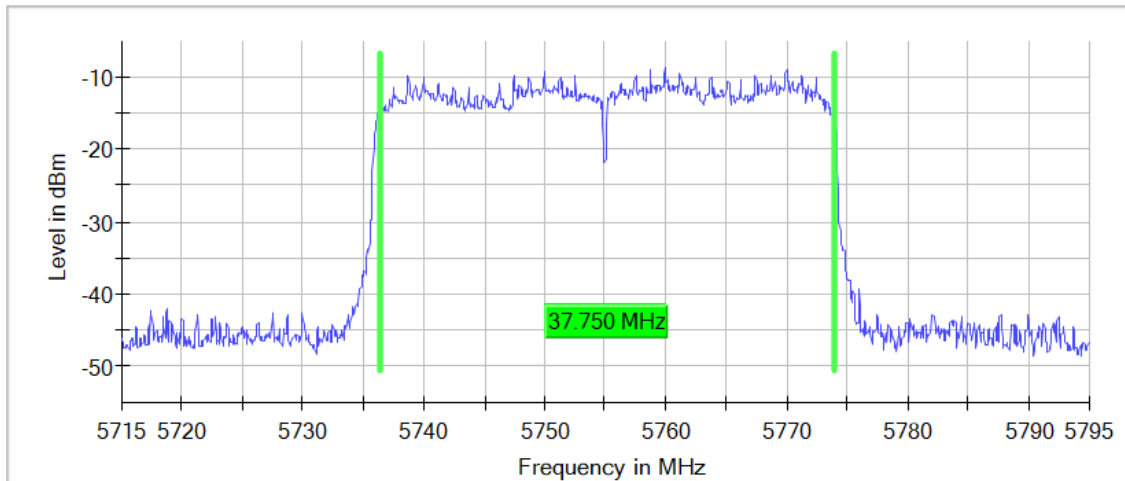


Date: 16.NOV.2022 11:20:12

Active Port = 2, Frequency MHz = 5755.00000, Modulation = 802.11ax HE40 SS1 (OFDMA MCS9), Mode = SISO, Number of Transmission Chains = 1

Images:

6 dB Bandwidth

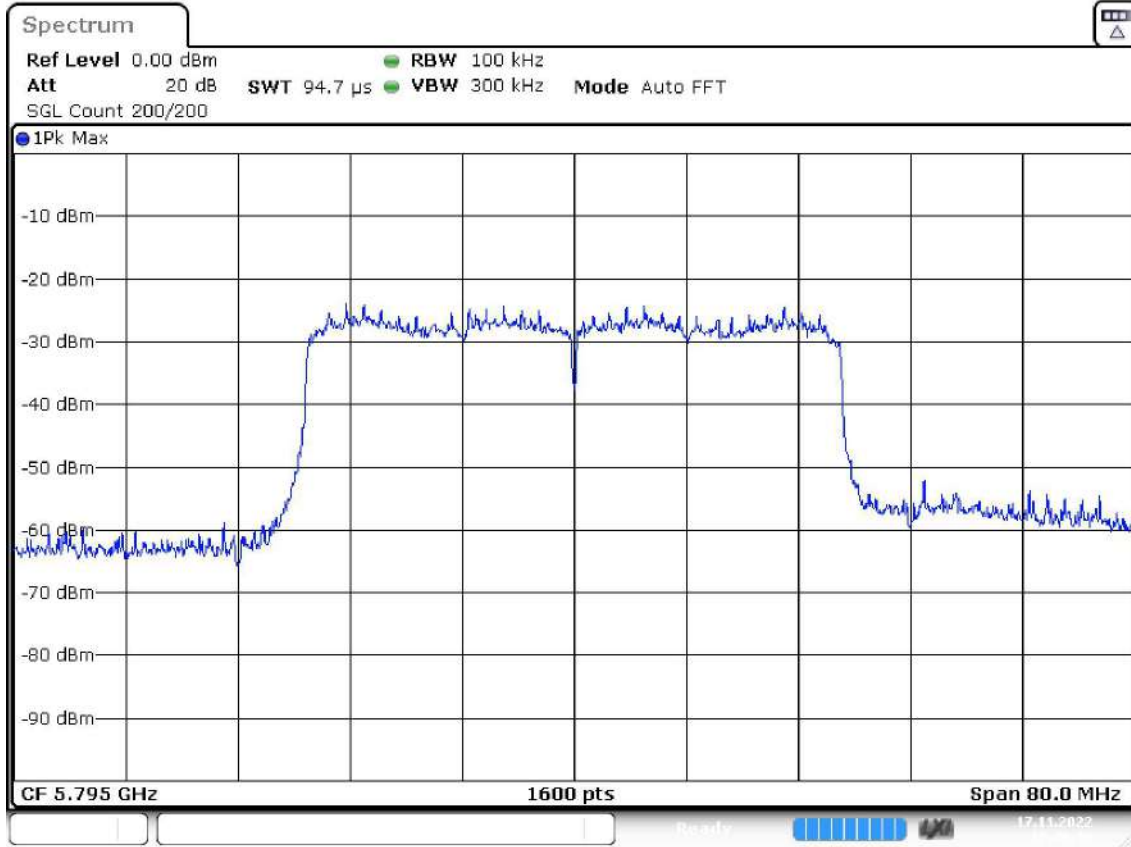


Date: 17.NOV.2022 12:22:00



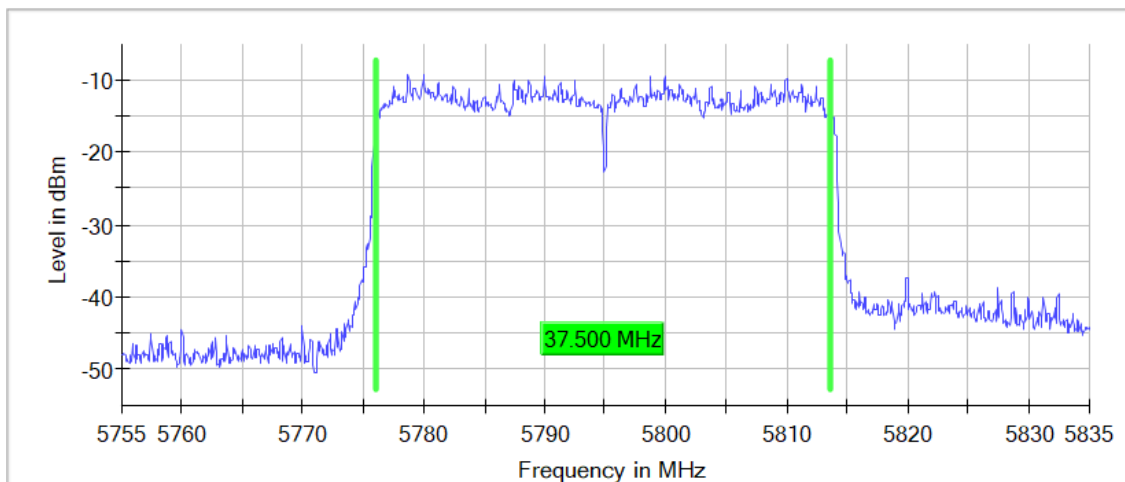
Active Port = 2, Frequency MHz = 5795.00000, Modulation = 802.11ax HE40 SS1 (OFDMA MCS9), Mode = SISO, Number of Transmission Chains = 1

Images:



Date: 17.NOV.2022 12:40:50

6 dB Bandwidth



Mode: SISO

Modulation: 802.11ax HE80 SS1 (OFDMA MCS11)

*Results*

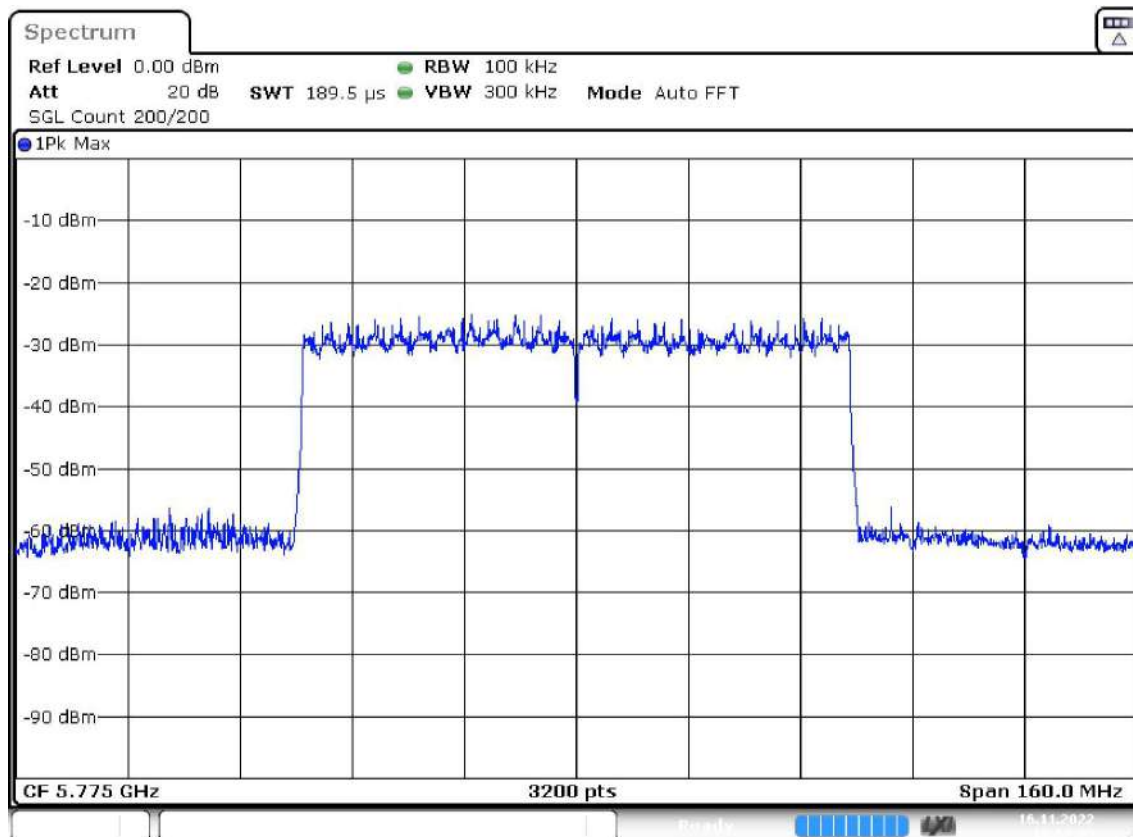
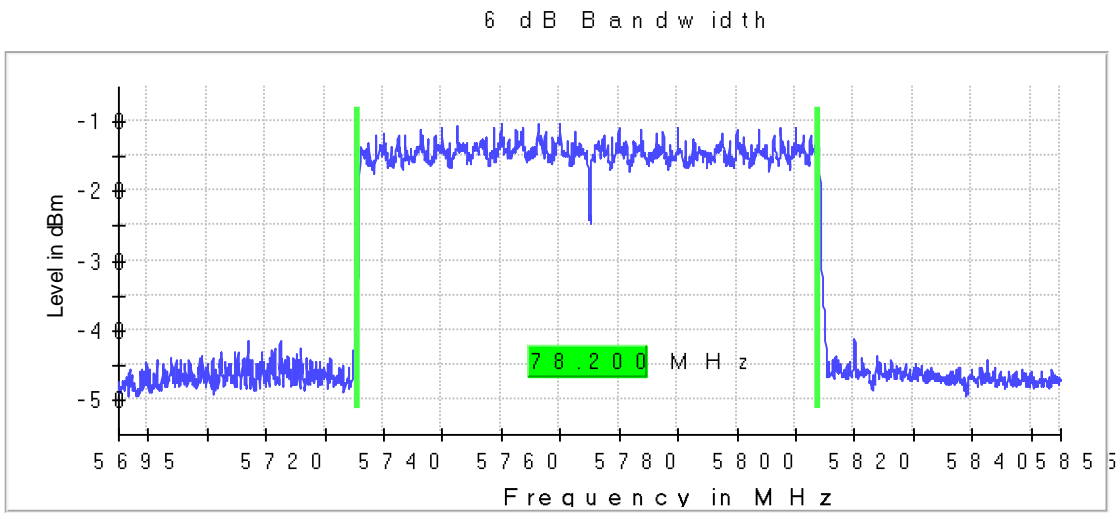
Port	Freq (MHz)	# of Tx Chains	6dB BW (MHz)
1	5775.00000	1	78.200
2	5775.00000	1	78.100

*Verdict*

Pass

Active Port = 1, Frequency MHz = 5775.00000, Modulation = 802.11ax HE80 SS1 (OFDMA MCS11), Mode = SISO, Number of Transmission Chains = 1

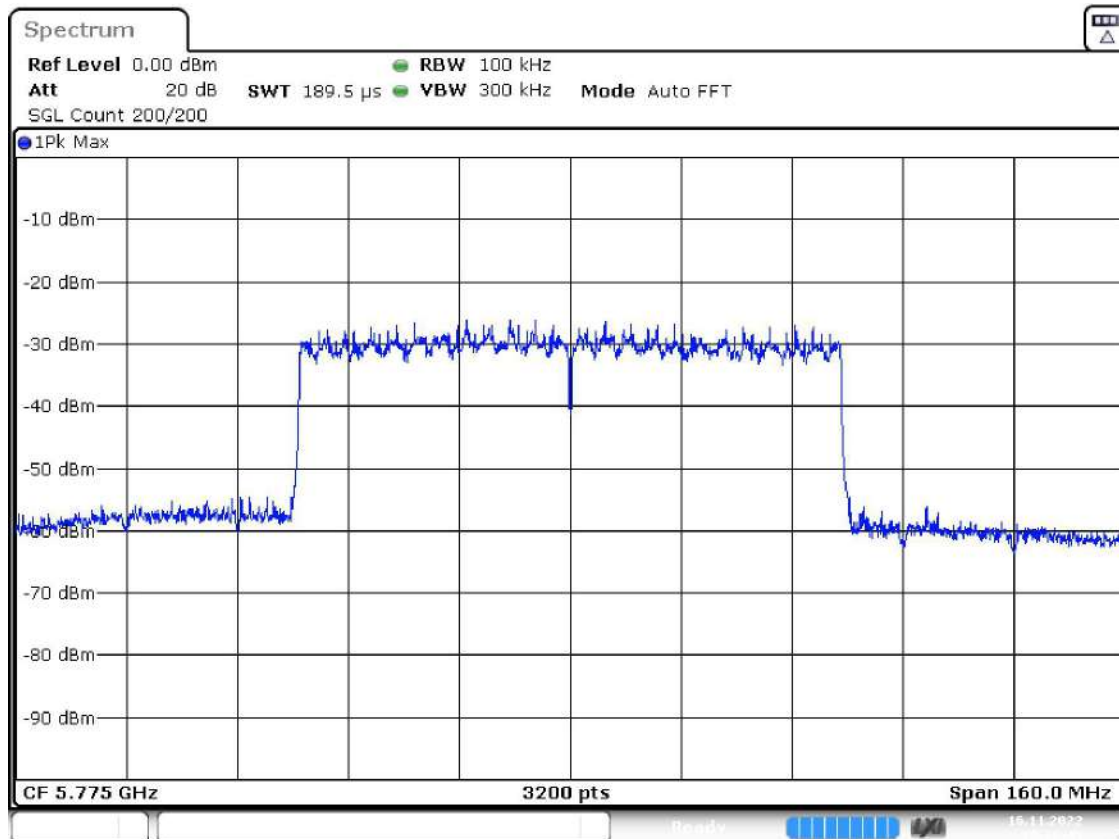
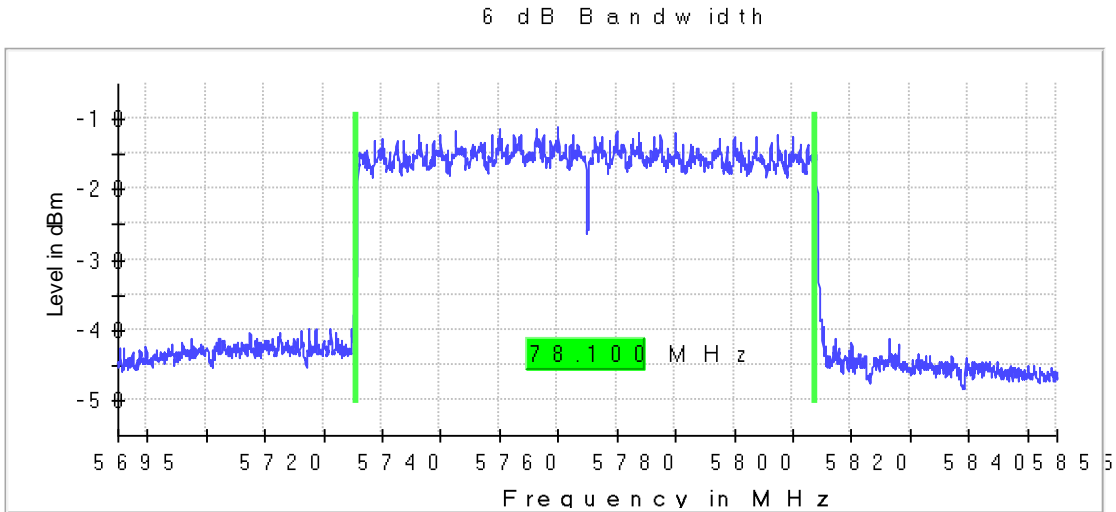
Images:



Date: 16.NOV.2022 14:57:05

Active Port = 2, Frequency MHz = 5775.00000, Modulation = 802.11ax HE80 SS1 (OFDMA MCS11), Mode = SISO, Number of Transmission Chains = 1

Images:



Date: 16 NOV.2022 18:16:46

Mode: MIMO CCD Mode 2x2

Modulation: 802.11ax HE20 SS1 (OFDMA MCS8)

*Results*

Port	Freq (MHz)	# of Tx Chains	6dB BW (MHz)
1+2	5745.00000	2	19.050
1+2	5785.00000	2	18.600
1+2	5825.00000	2	18.950

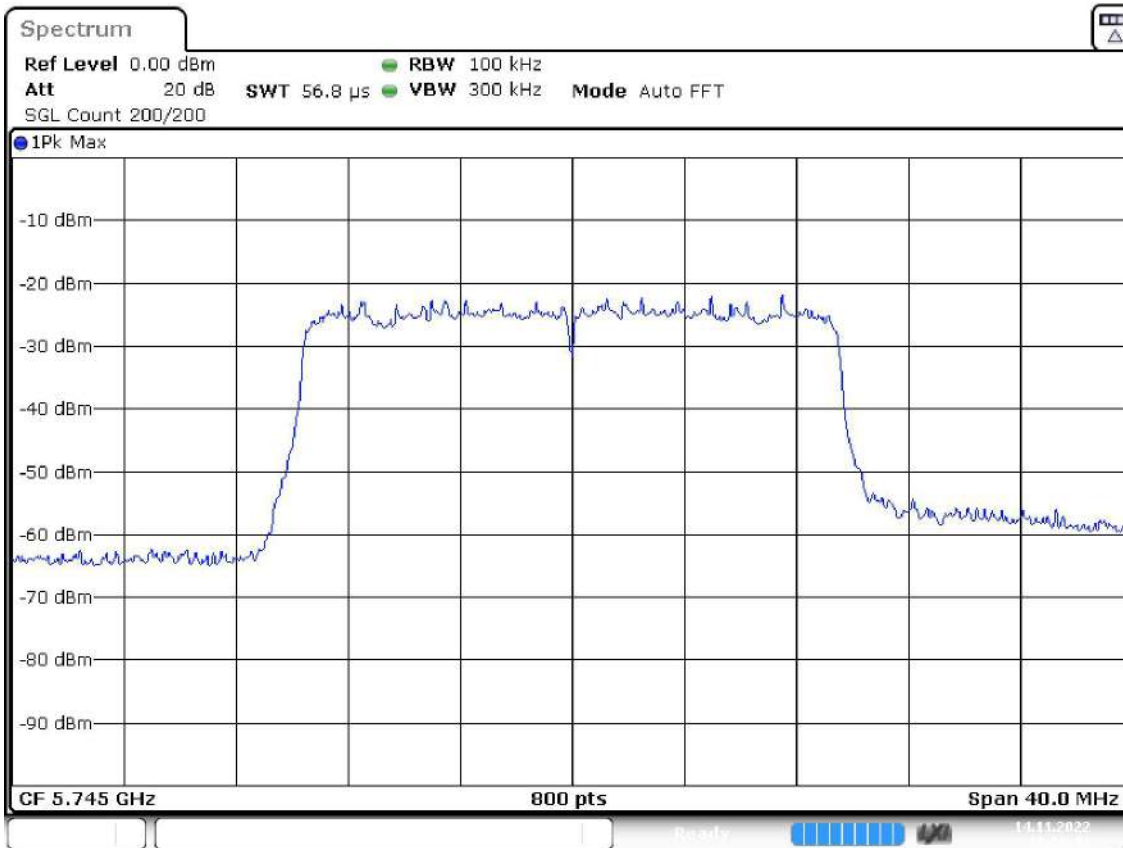
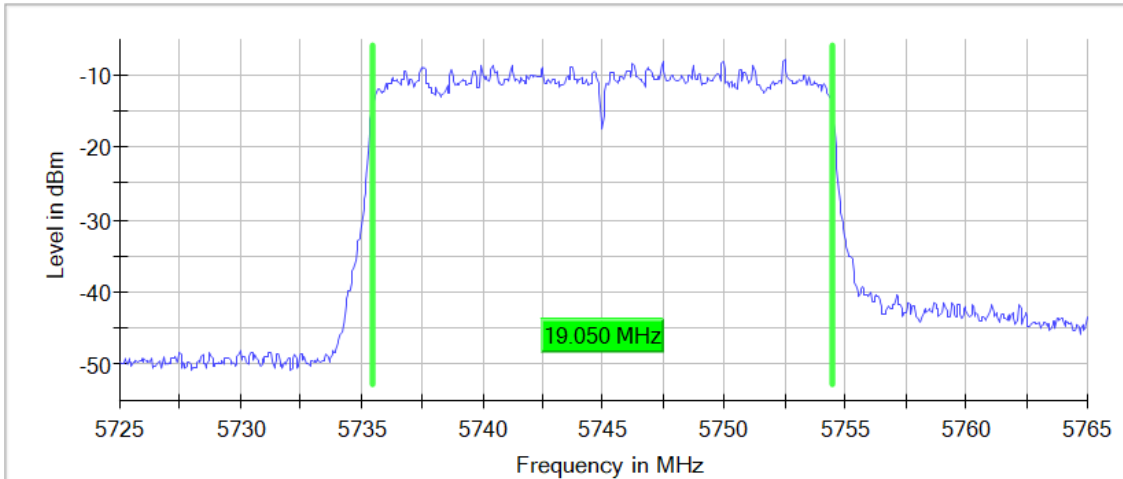
*Verdict*

Pass

Active Port = 1+2, Frequency MHz = 5745.00000, Modulation = 802.11ax HE20 SS1 (OFDMA MCS8), Mode = MIMO CCD Mode 2x2, Number of Transmission Chains = 2

Images:

6 dB Bandwidth



Date: 14.NOV.2022 16:56:41

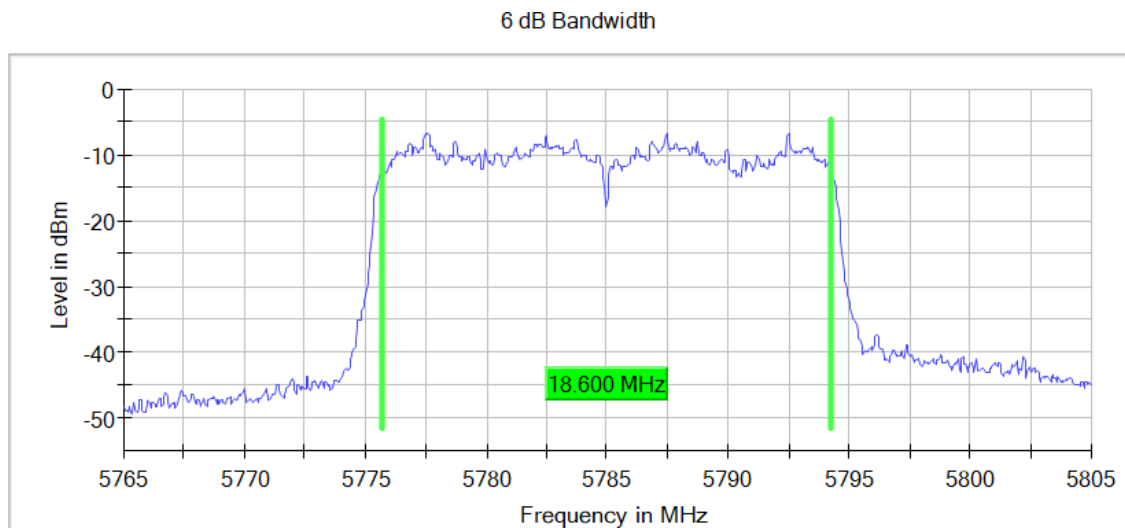
Tables:

Spectrum Analyzer Parameters

Setting	Instrument Value
Start Frequency	5.76500 GHz
Stop Frequency	5.80500 GHz
Span	40.000 MHz
RBW	100.000 kHz
VBW	300.000 kHz
SweepPoints	800
Sweeptime	56.836 $\mu$ s
Reference Level	0.000 dBm
Attenuation	20.000 dB
Detector	MaxPeak
SweepCount	200
Filter	3 dB
Trace Mode	Max Hold
Sweeptype	FFT
Preamp	off
Stablemode	Trace
Stablevalue	0.30 dB
Run	93 / max. 150
Stable	5 / 5
Max Stable Difference	0.23 dB

Active Port = 1+2, Frequency MHz = 5785.00000, Modulation = 802.11ax HE20 SS1 (OFDMA MCS8), Mode = MIMO CCD Mode 2x2, Number of Transmission Chains = 2

Images:



Tables:

Spectrum Analyzer Parameters

Setting	Instrument Value
Start Frequency	5.76500 GHz
Stop Frequency	5.80500 GHz
Span	40.000 MHz
RBW	100.000 kHz
VBW	300.000 kHz
SweepPoints	800
Sweeptime	56.836 $\mu$ s
Reference Level	0.000 dBm
Attenuation	20.000 dB
Detector	MaxPeak
SweepCount	200
Filter	3 dB
Trace Mode	Max Hold

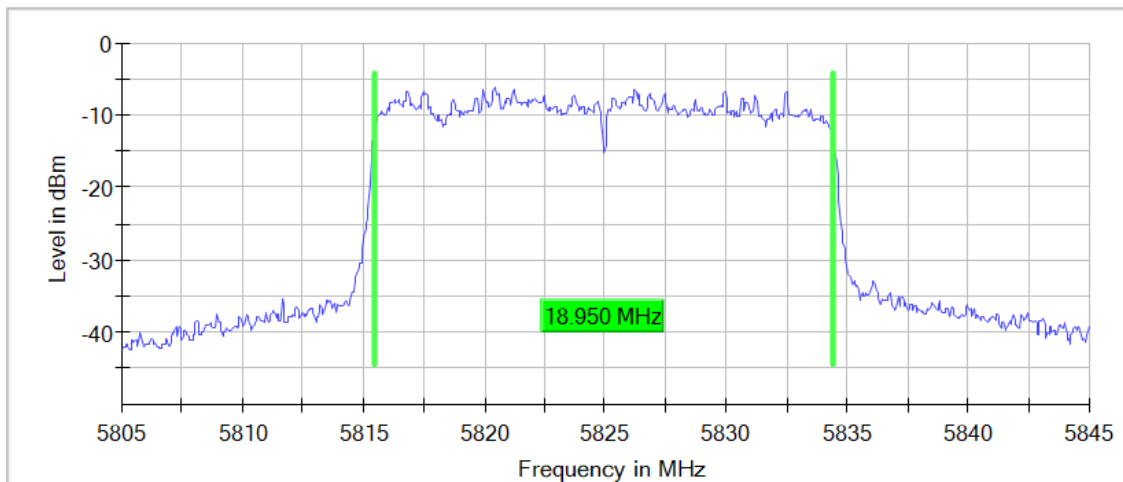


Setting	Instrument Value
Sweep type	FFT
Preamp	off
Stable mode	Trace
Stable value	0.30 dB
Run	93 / max. 150
Stable	5 / 5
Max Stable Difference	0.23 dB

Active Port = 1+2, Frequency MHz = 5825.00000, Modulation = 802.11ax HE20 SS1 (OFDMA MCS8), Mode = MIMO CCD Mode 2x2, Number of Transmission Chains = 2

Images:

6 dB Bandwidth



Tables:

Spectrum Analyzer Parameters

Setting	Instrument Value
Start Frequency	5.76500 GHz
Stop Frequency	5.80500 GHz
Span	40.000 MHz
RBW	100.000 kHz

Setting	Instrument Value
VBW	300.000 kHz
SweepPoints	800
Sweeptime	56.836 $\mu$ s
Reference Level	0.000 dBm
Attenuation	20.000 dB
Detector	MaxPeak
SweepCount	200
Filter	3 dB
Trace Mode	Max Hold
Sweeptype	FFT
Preamp	off
Stablemode	Trace
Stablevalue	0.30 dB
Run	93 / max. 150
Stable	5 / 5
Max Stable Difference	0.23 dB

Mode: MIMO CCD Mode 2x2

Modulation: 802.11ax HE40 SS1 (OFDMA MCS9)

*Results*

Port	Freq (MHz)	# of Tx Chains	6dB BW (MHz)
1+2	5755.00000	2	36.300
1+2	5795.00000	2	37.850

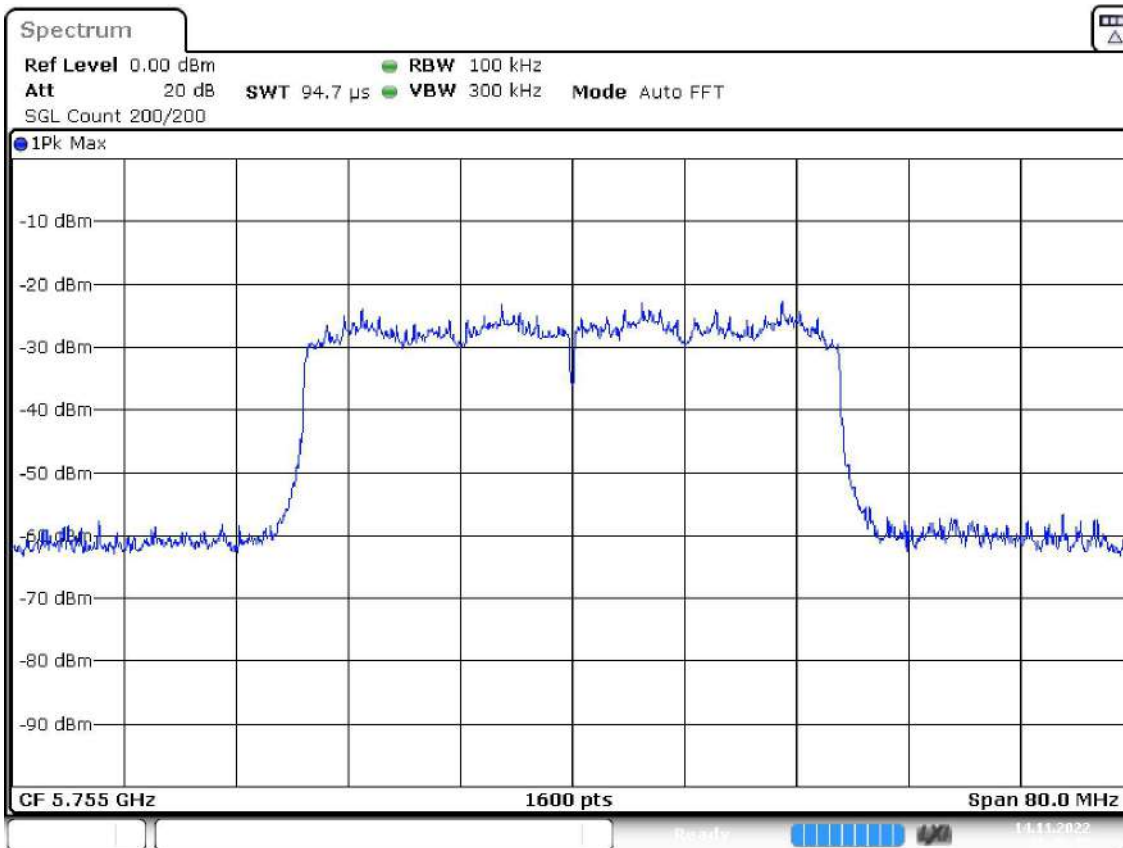
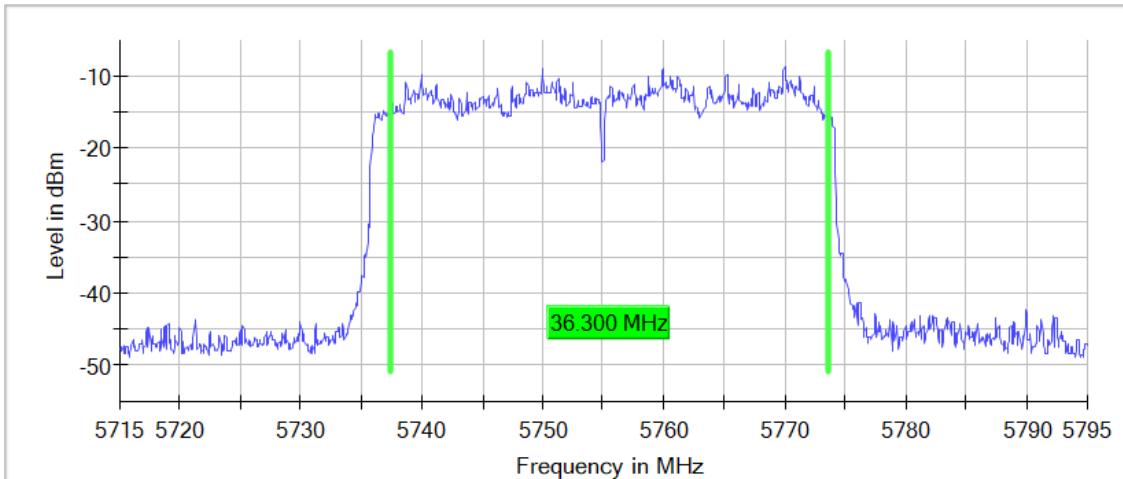
*Verdict*

Pass

Active Port = 1+2, Frequency MHz = 5755.00000, Modulation = 802.11ax HE40 SS1 (OFDMA MCS9), Mode = MIMO CCD Mode 2x2, Number of Transmission Chains = 2

Images:

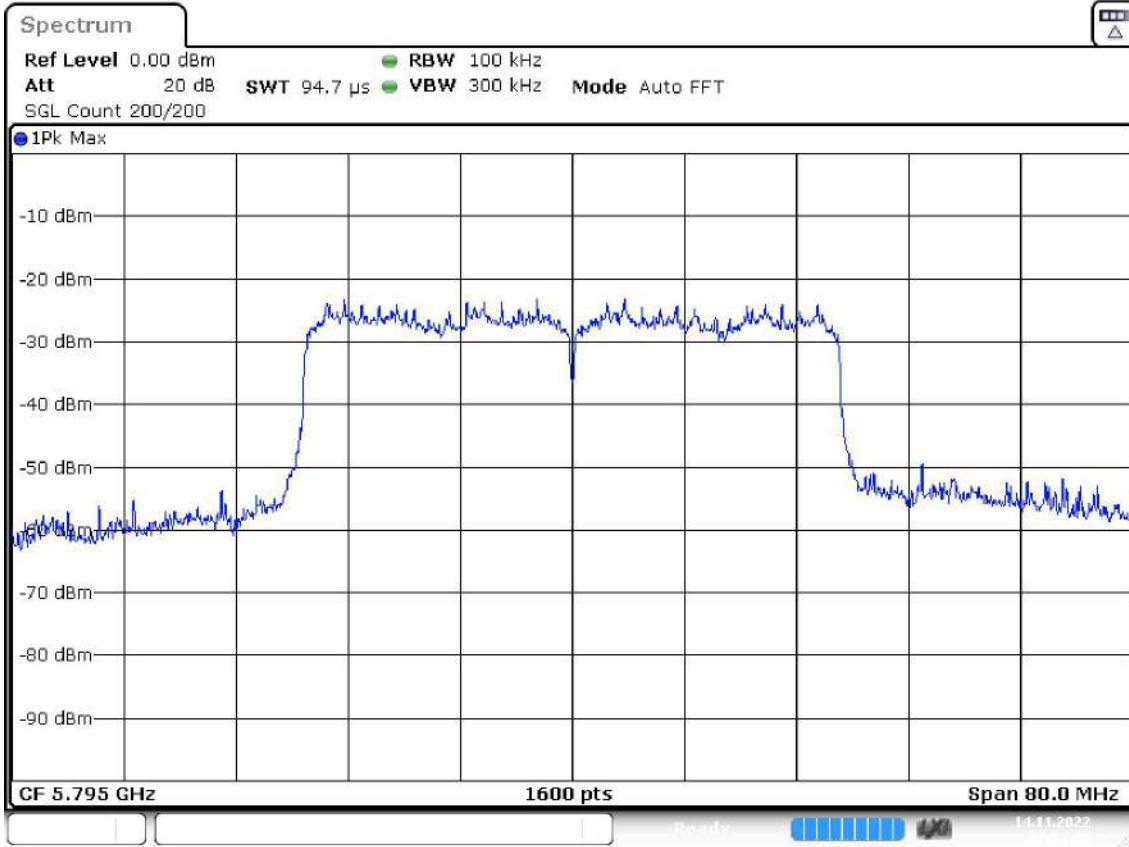
6 dB Bandwidth



Date: 14.NOV.2022 21:46:44

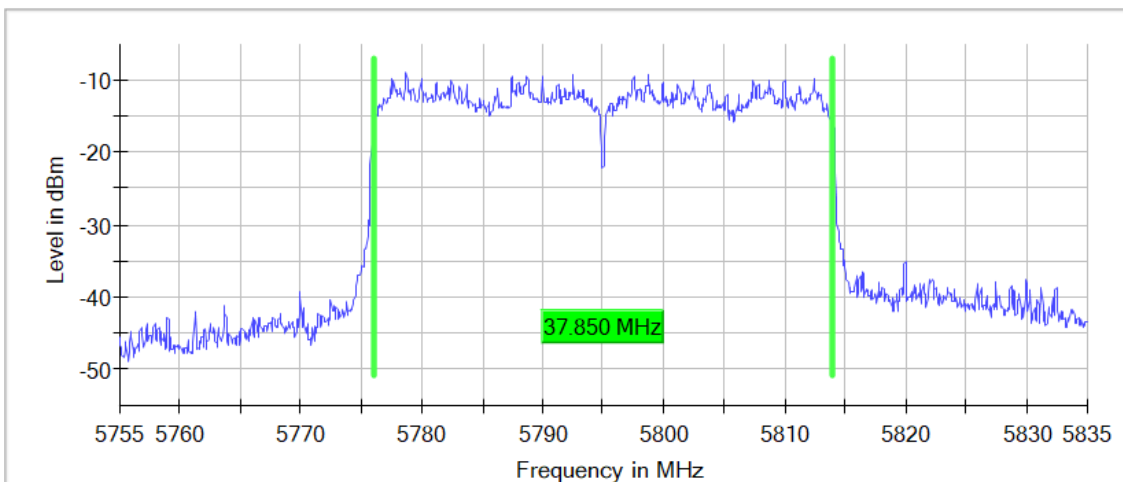
Active Port = 1+2, Frequency MHz = 5795.00000, Modulation = 802.11ax HE40 SS1 (OFDMA MCS9), Mode = MIMO CCD Mode 2x2, Number of Transmission Chains = 2

Images:



Date: 14.NOV.2022 22:21:07

6 dB Bandwidth



Mode: MIMO CCD Mode 2x2

Modulation: 802.11ax HE80 SS1 (OFDMA MCS11)

*Results*

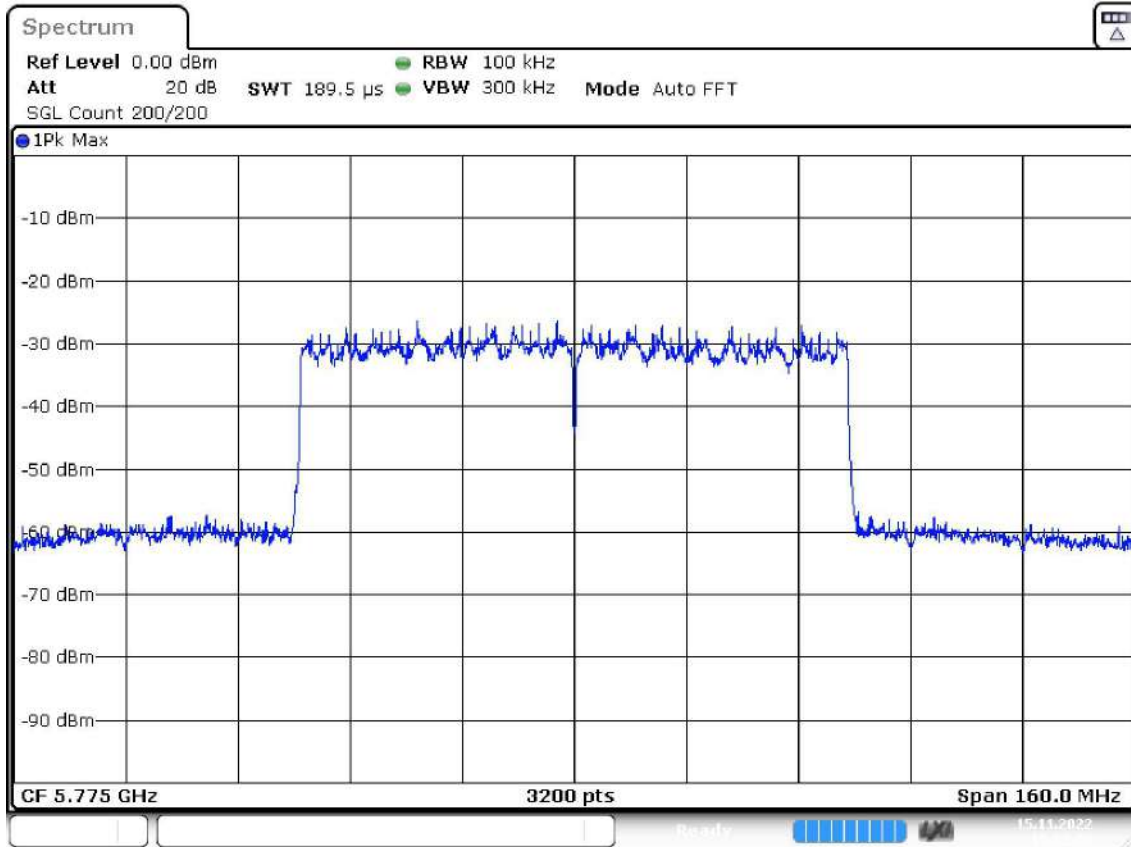
Port	Freq (MHz)	# of Tx Chains	6dB BW (MHz)
1+2	5775.00000	2	78.100

*Verdict*

Pass

Active Port = 1+2, Frequency MHz = 5775.00000, Modulation = 802.11ax HE80 SS1 (OFDMA MCS11), Mode = MIMO CCD Mode 2x2, Number of Transmission Chains = 2

Images:



Date: 15.NOV.2022 13:22:07

6 dB Bandwidth

