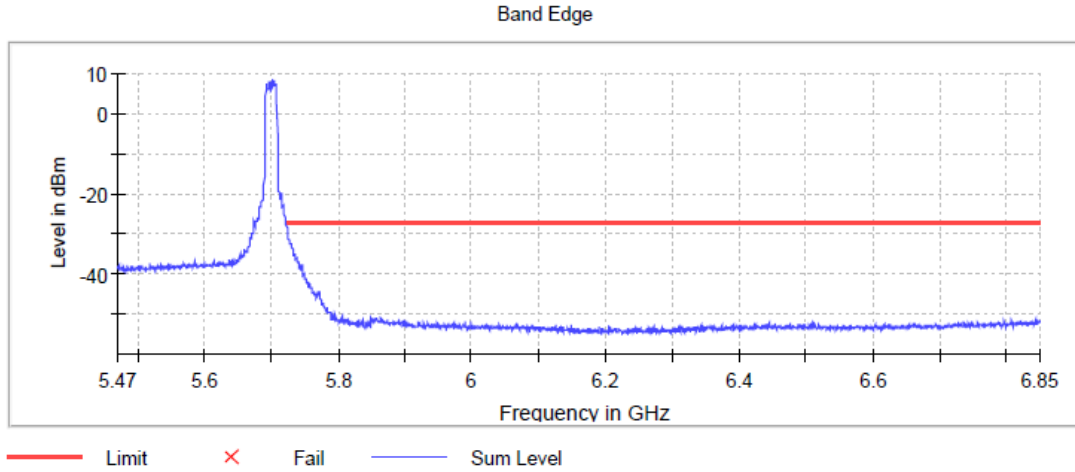


Frequency MHz = 5700.00000      Modulation = 802.11a (OFDM 54 Mbit/s)  
 Mode = MIMO CCD Mode 2x2      Measurement Point = 1

**Images:**



**Tables:**

Spectrum Analyzer Parameters

**Measurements**

Frequency (MHz)	Level (dBm)	Margin (dB)	Limit (dBm)	Result
5725.250000	-30.5	3.5	-27.0	PASS
5725.750000	-30.9	3.9	-27.0	PASS
5726.250000	-31.5	4.5	-27.0	PASS
5728.250000	-31.6	4.6	-27.0	PASS
5727.250000	-31.7	4.7	-27.0	PASS
5726.750000	-32.1	5.1	-27.0	PASS
5727.750000	-32.2	5.2	-27.0	PASS
5728.750000	-32.2	5.2	-27.0	PASS
5729.250000	-32.3	5.3	-27.0	PASS
5730.250000	-32.7	5.7	-27.0	PASS
5729.750000	-33.2	6.2	-27.0	PASS
5731.250000	-33.2	6.2	-27.0	PASS
5730.750000	-33.3	6.3	-27.0	PASS
5731.750000	-33.8	6.8	-27.0	PASS
5732.250000	-34.2	7.2	-27.0	PASS

Mode: MIMO CCD Mode 2x2

Modulation: 802.11n HT20 (OFDM MCS7)

**Results**

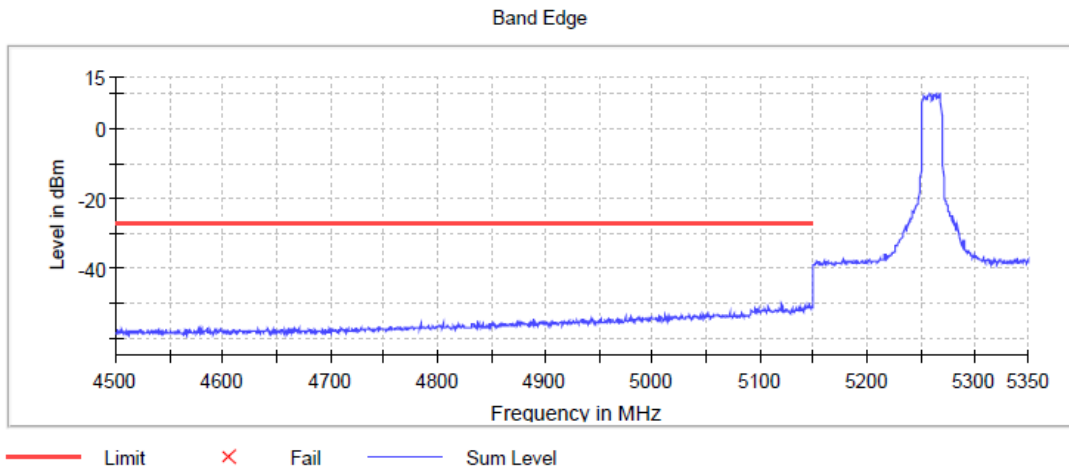
**Verdict**

Pass

**Attachments**

Frequency MHz = 5260.00000 Modulation = 802.11n HT20 (OFDM MCS7)  
 Mode = MIMO CCD Mode 2x2 Measurement Point = 1

**Images:**



**Tables:**

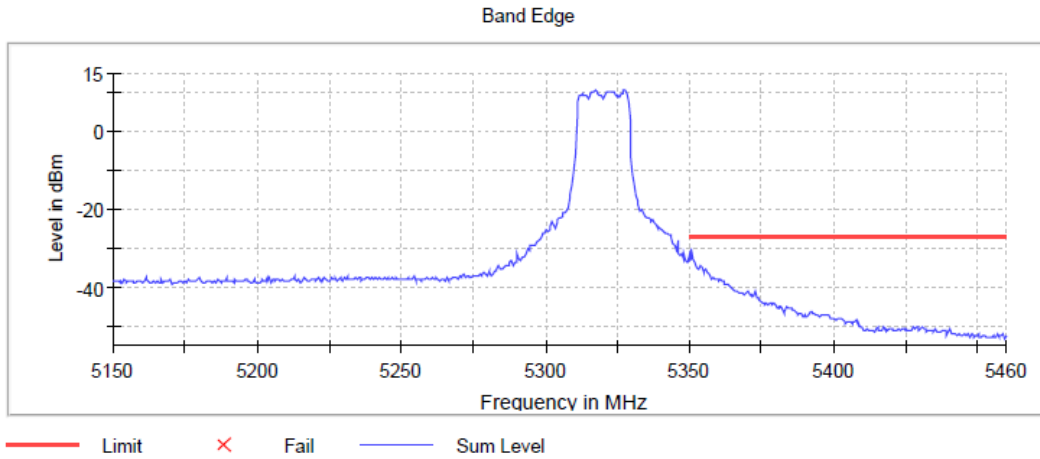
Spectrum Analyzer Parameters

**Measurements**

Frequency (MHz)	Level (dBm)	Margin (dB)	Limit (dBm)	Result
5119.750000	-49.8	22.8	-27.0	PASS
5120.250000	-49.9	22.9	-27.0	PASS
5146.250000	-50.5	23.5	-27.0	PASS
5145.250000	-50.7	23.7	-27.0	PASS
5141.750000	-50.7	23.7	-27.0	PASS
5107.750000	-50.8	23.8	-27.0	PASS
5143.250000	-50.9	23.9	-27.0	PASS
5144.750000	-51.1	24.1	-27.0	PASS
5108.250000	-51.2	24.2	-27.0	PASS
5120.750000	-51.2	24.2	-27.0	PASS
5119.250000	-51.2	24.2	-27.0	PASS
5148.750000	-51.2	24.2	-27.0	PASS
5148.250000	-51.2	24.2	-27.0	PASS
5149.750000	-51.2	24.2	-27.0	PASS
5136.250000	-51.2	24.2	-27.0	PASS

Frequency MHz = 5320.00000      Modulation = 802.11n HT20 (OFDM MCS7)  
 Mode = MIMO CCD Mode 2x2      Measurement Point = 1

**Images:**



**Tables:**

Spectrum Analyzer Parameters

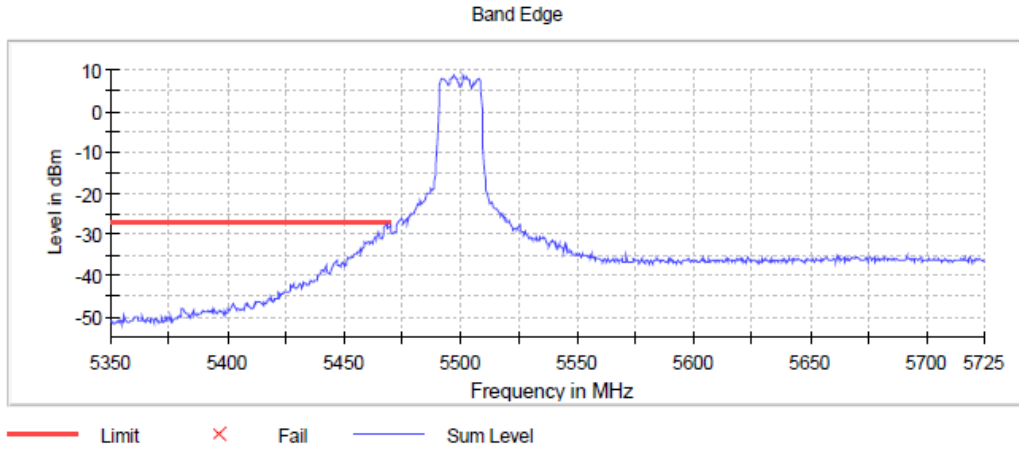
**Measurements**

Frequency (MHz)	Level (dBm)	Margin (dB)	Limit (dBm)	Result
5350.750000	-30.2	3.2	-27.0	PASS
5350.250000	-32.8	5.8	-27.0	PASS
5351.250000	-32.9	5.9	-27.0	PASS
5351.750000	-33.4	6.4	-27.0	PASS
5353.750000	-34.6	7.6	-27.0	PASS
5354.250000	-35.0	8.0	-27.0	PASS
5352.250000	-35.1	8.1	-27.0	PASS
5352.750000	-35.3	8.3	-27.0	PASS
5353.250000	-35.3	8.3	-27.0	PASS
5355.750000	-35.4	8.4	-27.0	PASS
5355.250000	-35.6	8.6	-27.0	PASS
5356.250000	-36.0	9.0	-27.0	PASS
5354.750000	-36.3	9.3	-27.0	PASS
5356.750000	-36.6	9.6	-27.0	PASS
5358.250000	-37.5	10.5	-27.0	PASS

Frequency MHz = 5500.00000 Modulation = 802.11n HT20 (OFDM MCS7)

Mode = MIMO CCD Mode 2x2 Measurement Point = 1

**Images:**



**Tables:**

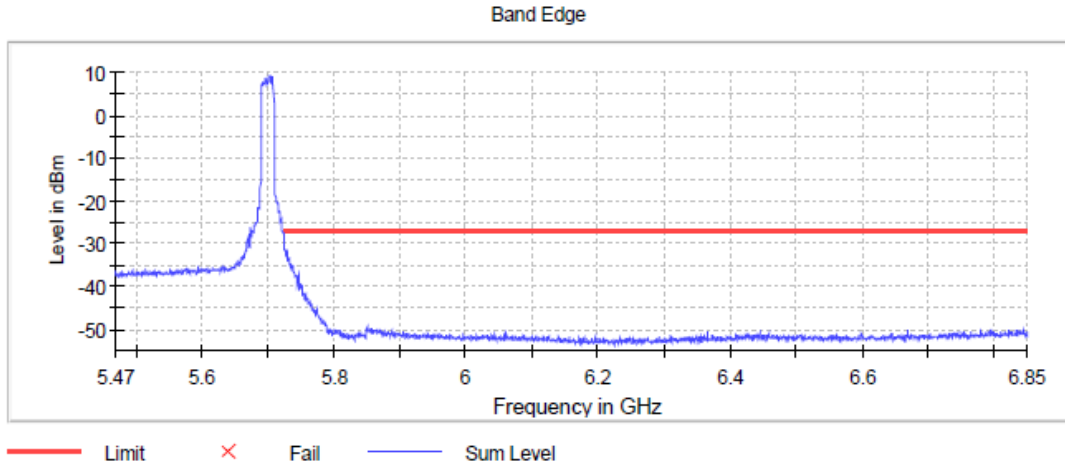
Spectrum Analyzer Parameters

**Measurements**

Frequency (MHz)	Level (dBm)	Margin (dB)	Limit (dBm)	Result
5468.250000	-27.4	0.4	-27.0	PASS
5469.750000	-27.7	0.7	-27.0	PASS
5467.750000	-27.8	0.8	-27.0	PASS
5467.250000	-28.2	1.2	-27.0	PASS
5469.250000	-28.3	1.3	-27.0	PASS
5468.750000	-28.5	1.5	-27.0	PASS
5464.750000	-29.2	2.2	-27.0	PASS
5466.750000	-30.0	3.0	-27.0	PASS
5465.250000	-30.4	3.4	-27.0	PASS
5463.750000	-30.5	3.5	-27.0	PASS
5463.250000	-30.7	3.7	-27.0	PASS
5464.250000	-30.9	3.9	-27.0	PASS
5466.250000	-30.9	3.9	-27.0	PASS
5465.750000	-31.0	4.0	-27.0	PASS
5460.750000	-31.7	4.7	-27.0	PASS

Frequency MHz = 5700.00000      Modulation = 802.11n HT20 (OFDM MCS7)  
 Mode = MIMO CCD Mode 2x2      Measurement Point = 1

**Images:**



**Tables:**

Spectrum Analyzer Parameters

**Measurements**

Frequency (MHz)	Level (dBm)	Margin (dB)	Limit (dBm)	Result
5725.250000	-30.6	3.6	-27.0	PASS
5725.750000	-31.2	4.2	-27.0	PASS
5726.750000	-31.3	4.3	-27.0	PASS
5726.250000	-31.3	4.3	-27.0	PASS
5729.250000	-31.7	4.7	-27.0	PASS
5729.750000	-31.8	4.8	-27.0	PASS
5727.250000	-32.4	5.4	-27.0	PASS
5727.750000	-32.5	5.5	-27.0	PASS
5728.750000	-32.7	5.7	-27.0	PASS
5728.250000	-32.7	5.7	-27.0	PASS
5730.250000	-32.8	5.8	-27.0	PASS
5731.750000	-33.3	6.3	-27.0	PASS
5731.250000	-33.8	6.8	-27.0	PASS
5730.750000	-34.1	7.1	-27.0	PASS
5733.750000	-34.2	7.2	-27.0	PASS

Mode: MIMO CCD Mode 2x2

Modulation: 802.11n HT40 (OFDM MCS7)

**Results**

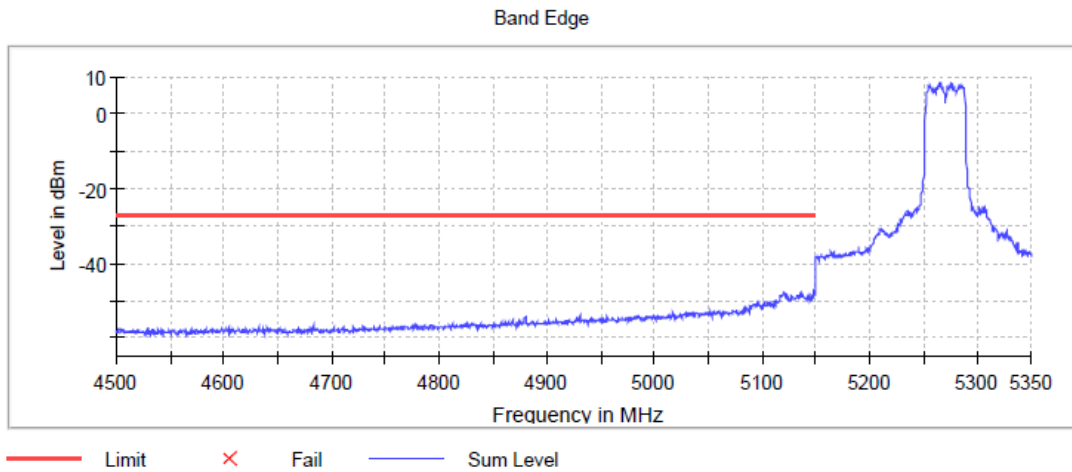
**Verdict**

Pass

**Attachments**

Frequency MHz = 5270.00000      Modulation = 802.11n HT40 (OFDM MCS7)  
 Mode = MIMO CCD Mode 2x2      Measurement Point = 1

**Images:**



**Tables:**

Spectrum Analyzer Parameters

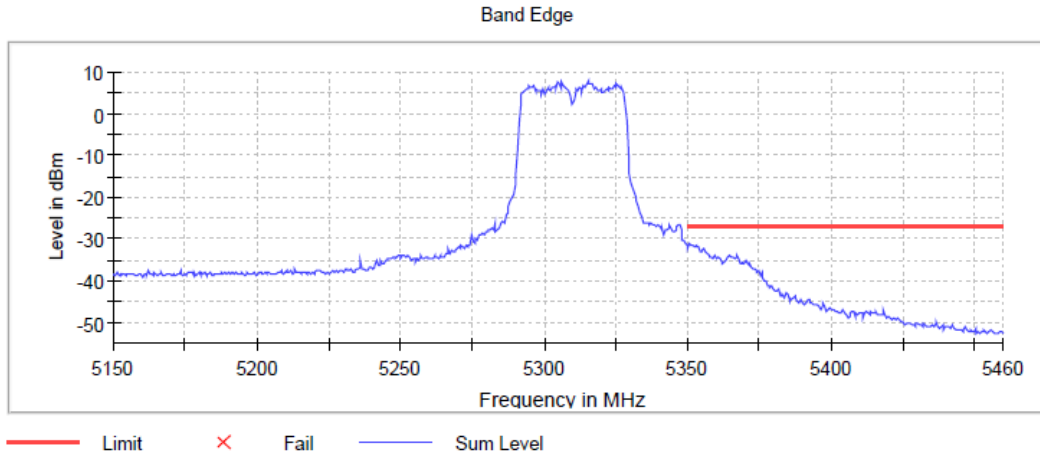
**Measurements**

Frequency (MHz)	Level (dBm)	Margin (dB)	Limit (dBm)	Result
5148.250000	-47.3	20.3	-27.0	PASS
5120.250000	-47.6	20.6	-27.0	PASS
5119.750000	-47.7	20.7	-27.0	PASS
5148.750000	-47.8	20.8	-27.0	PASS
5118.750000	-48.2	21.2	-27.0	PASS
5135.750000	-48.3	21.3	-27.0	PASS
5120.750000	-48.3	21.3	-27.0	PASS
5149.750000	-48.3	21.3	-27.0	PASS
5137.750000	-48.3	21.3	-27.0	PASS
5118.250000	-48.4	21.4	-27.0	PASS
5149.250000	-48.4	21.4	-27.0	PASS
5147.750000	-48.4	21.4	-27.0	PASS
5132.250000	-48.4	21.4	-27.0	PASS
5147.250000	-48.5	21.5	-27.0	PASS
5142.250000	-48.6	21.6	-27.0	PASS



Frequency MHz = 5310.00000      Modulation = 802.11n HT40 (OFDM MCS7)  
 Mode = MIMO CCD Mode 2x2      Measurement Point = 1

**Images:**



**Tables:**

Spectrum Analyzer Parameters

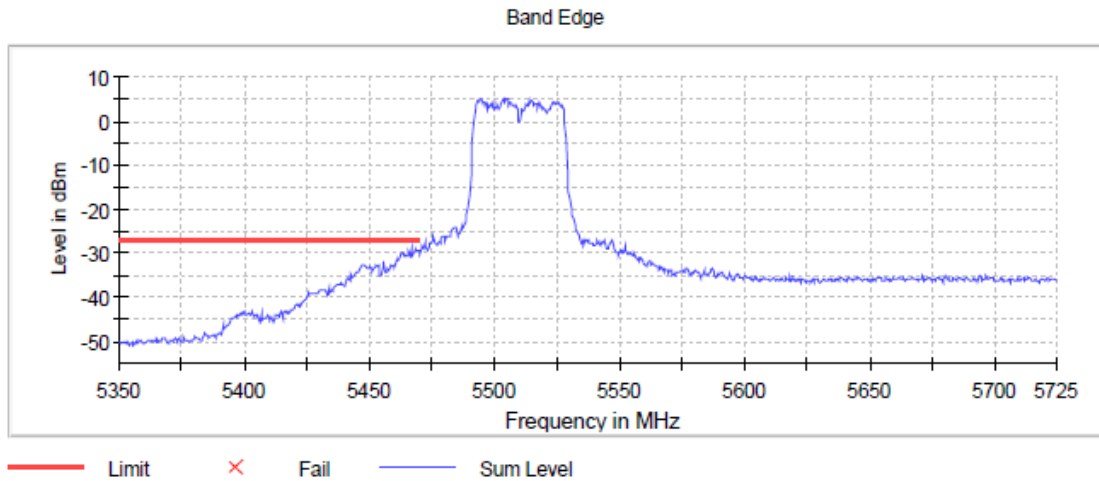
**Measurements**

Frequency (MHz)	Level (dBm)	Margin (dB)	Limit (dBm)	Result
5350.250000	-30.9	3.9	-27.0	PASS
5350.750000	-30.9	3.9	-27.0	PASS
5351.250000	-31.3	4.3	-27.0	PASS
5351.750000	-31.3	4.3	-27.0	PASS
5352.750000	-31.4	4.4	-27.0	PASS
5352.250000	-31.8	4.8	-27.0	PASS
5353.250000	-32.0	5.0	-27.0	PASS
5353.750000	-32.0	5.0	-27.0	PASS
5355.750000	-32.3	5.3	-27.0	PASS
5355.250000	-32.7	5.7	-27.0	PASS
5354.750000	-33.1	6.1	-27.0	PASS
5354.250000	-33.1	6.1	-27.0	PASS
5356.250000	-33.2	6.2	-27.0	PASS
5356.750000	-33.5	6.5	-27.0	PASS
5364.250000	-33.7	6.7	-27.0	PASS

Frequency MHz = 5510.00000 Modulation = 802.11n HT40 (OFDM MCS7)

Mode = MIMO CCD Mode 2x2 Measurement Point = 1

**Images:**



**Tables:**

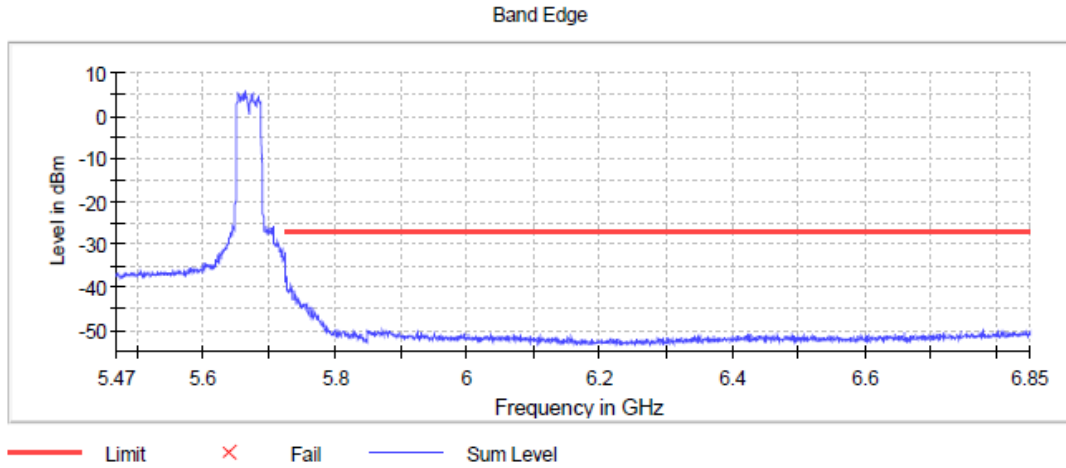
Spectrum Analyzer Parameters

**Measurements**

Frequency (MHz)	Level (dBm)	Margin (dB)	Limit (dBm)	Result
5466.750000	-28.6	1.6	-27.0	PASS
5468.250000	-29.0	2.0	-27.0	PASS
5465.750000	-29.2	2.2	-27.0	PASS
5469.750000	-29.2	2.2	-27.0	PASS
5469.250000	-29.4	2.4	-27.0	PASS
5468.750000	-29.5	2.5	-27.0	PASS
5463.250000	-29.6	2.6	-27.0	PASS
5467.750000	-29.8	2.8	-27.0	PASS
5462.750000	-30.2	3.2	-27.0	PASS
5464.250000	-30.4	3.4	-27.0	PASS
5467.250000	-30.5	3.5	-27.0	PASS
5466.250000	-30.6	3.6	-27.0	PASS
5464.750000	-30.7	3.7	-27.0	PASS
5463.750000	-30.7	3.7	-27.0	PASS
5462.250000	-30.7	3.7	-27.0	PASS

Frequency MHz = 5670.00000      Modulation = 802.11n HT40 (OFDM MCS7)  
 Mode = MIMO CCD Mode 2x2      Measurement Point = 1

**Images:**



**Tables:**

Spectrum Analyzer Parameters

**Measurements**

Frequency (MHz)	Level (dBm)	Margin (dB)	Limit (dBm)	Result
5725.250000	-36.7	9.7	-27.0	PASS
5726.750000	-37.4	10.4	-27.0	PASS
5727.250000	-37.6	10.6	-27.0	PASS
5726.250000	-38.5	11.5	-27.0	PASS
5725.750000	-38.6	11.6	-27.0	PASS
5727.750000	-38.8	11.8	-27.0	PASS
5733.750000	-39.7	12.7	-27.0	PASS
5734.250000	-39.8	12.8	-27.0	PASS
5731.750000	-40.3	13.3	-27.0	PASS
5732.750000	-40.5	13.5	-27.0	PASS
5732.250000	-40.6	13.6	-27.0	PASS
5734.750000	-40.7	13.7	-27.0	PASS
5728.750000	-40.8	13.8	-27.0	PASS
5728.250000	-40.8	13.8	-27.0	PASS
5731.250000	-40.8	13.8	-27.0	PASS

Mode: MIMO CCD Mode 2x2

Modulation: 802.11ac VHT20 SS1 (OFDM MCS8)

**Results**

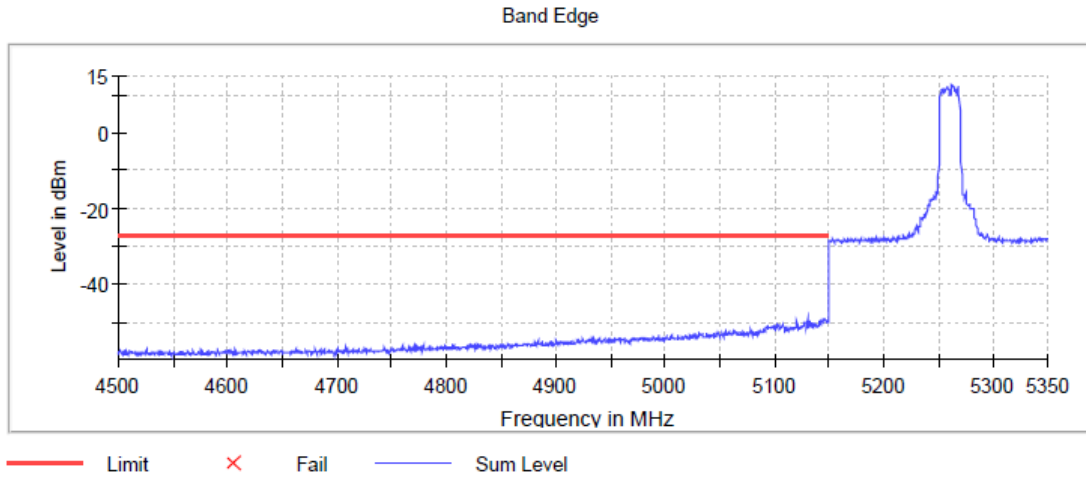
**Verdict**

Pass

**Attachments**

Frequency MHz = 5260.00000      Modulation = 802.11ac VHT20 SS1 (OFDM MCS8)  
 Mode = MIMO CCD Mode 2x2      Measurement Point = 1

**Images:**



**Tables:**

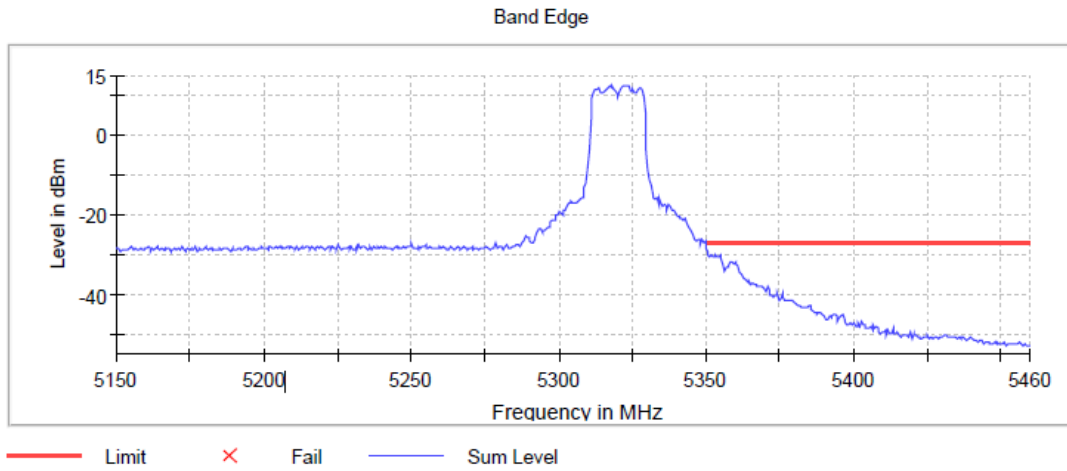
Spectrum Analyzer Parameters

**Measurements**

Frequency (MHz)	Level (dBm)	Margin (dB)	Limit (dBm)	Result
5145.750000	-49.1	22.1	-27.0	PASS
5144.750000	-49.3	22.3	-27.0	PASS
5129.250000	-49.4	22.4	-27.0	PASS
5145.250000	-49.4	22.4	-27.0	PASS
5144.250000	-49.5	22.5	-27.0	PASS
5146.250000	-49.6	22.6	-27.0	PASS
5140.250000	-49.6	22.6	-27.0	PASS
5146.750000	-49.6	22.6	-27.0	PASS
5142.750000	-49.7	22.7	-27.0	PASS
5120.250000	-49.9	22.9	-27.0	PASS
5147.750000	-49.9	22.9	-27.0	PASS
5119.750000	-49.9	22.9	-27.0	PASS
5131.750000	-49.9	22.9	-27.0	PASS
5148.750000	-49.9	22.9	-27.0	PASS
5127.250000	-50.0	23.0	-27.0	PASS

Frequency MHz = 5320.00000      Modulation = 802.11ac VHT20 SS1 (OFDM MCS8)  
 Mode = MIMO CCD Mode 2x2      Measurement Point = 1

**Images:**



**Tables:**

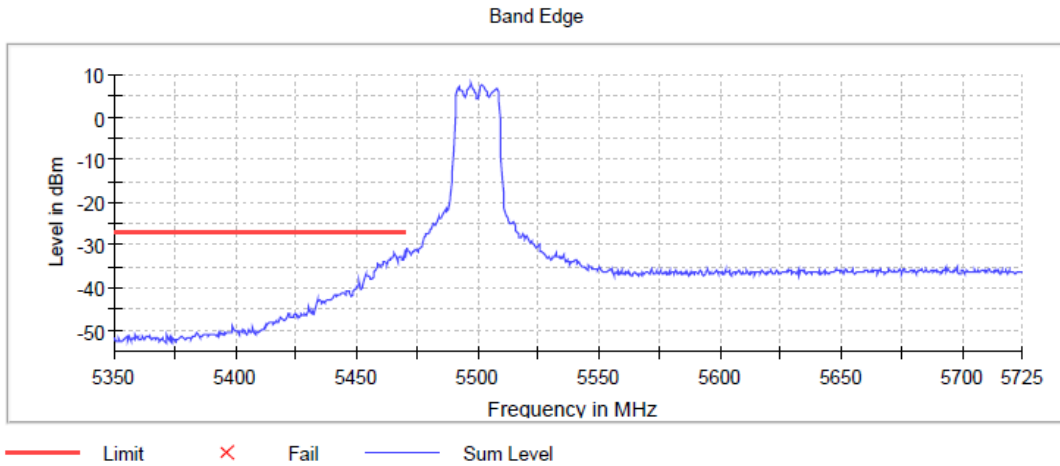
Spectrum Analyzer Parameters

**Measurements**

Frequency (MHz)	Level (dBm)	Margin (dB)	Limit (dBm)	Result
5350.250000	-29.2	2.2	-27.0	PASS
5350.750000	-30.0	3.0	-27.0	PASS
5353.250000	-30.0	3.0	-27.0	PASS
5354.750000	-30.1	3.1	-27.0	PASS
5351.750000	-30.2	3.2	-27.0	PASS
5352.750000	-30.3	3.3	-27.0	PASS
5354.250000	-30.3	3.3	-27.0	PASS
5352.250000	-30.4	3.4	-27.0	PASS
5351.250000	-30.4	3.4	-27.0	PASS
5353.750000	-30.6	3.6	-27.0	PASS
5355.250000	-31.0	4.0	-27.0	PASS
5359.750000	-31.7	4.7	-27.0	PASS
5358.750000	-31.8	4.8	-27.0	PASS
5358.250000	-31.9	4.9	-27.0	PASS
5359.250000	-32.1	5.1	-27.0	PASS

Frequency MHz = 5500.00000      Modulation = 802.11ac VHT20 SS1 (OFDM MCS8)  
 Mode = MIMO CCD Mode 2x2      Measurement Point = 1

**Images:**



**Tables:**

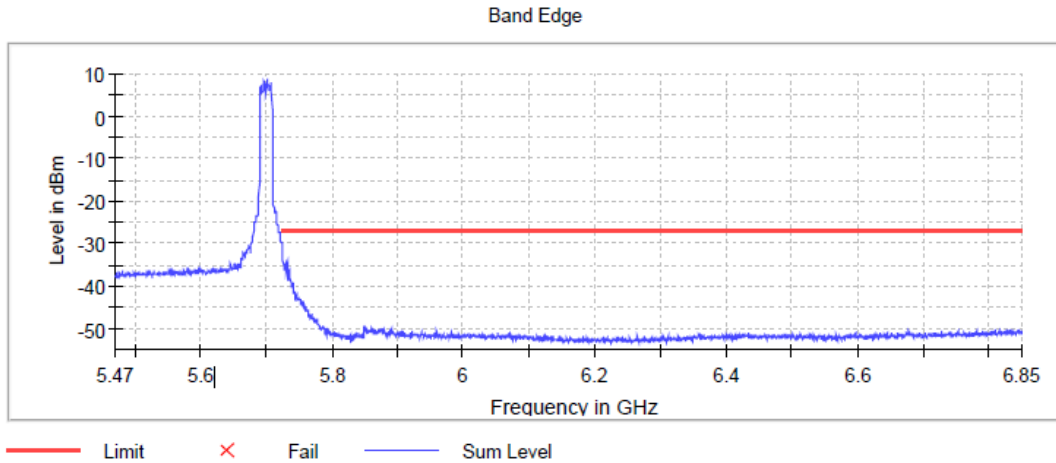
Spectrum Analyzer Parameters

**Measurements**

Frequency (MHz)	Level (dBm)	Margin (dB)	Limit (dBm)	Result
5469.750000	-31.2	4.2	-27.0	PASS
5465.750000	-31.8	4.8	-27.0	PASS
5465.250000	-32.1	5.1	-27.0	PASS
5467.750000	-32.6	5.6	-27.0	PASS
5466.250000	-32.6	5.6	-27.0	PASS
5468.250000	-32.7	5.7	-27.0	PASS
5467.250000	-33.0	6.0	-27.0	PASS
5464.750000	-33.1	6.1	-27.0	PASS
5464.250000	-33.2	6.2	-27.0	PASS
5463.750000	-33.3	6.3	-27.0	PASS
5468.750000	-33.5	6.5	-27.0	PASS
5469.250000	-33.5	6.5	-27.0	PASS
5463.250000	-33.6	6.6	-27.0	PASS
5466.750000	-33.9	6.9	-27.0	PASS
5461.250000	-33.9	6.9	-27.0	PASS

Frequency MHz = 5700.00000      Modulation = 802.11ac VHT20 SS1 (OFDM MCS8)  
 Mode = MIMO CCD Mode 2x2      Measurement Point = 1

**Images:**



**Tables:**

Spectrum Analyzer Parameters

**Measurements**

Frequency (MHz)	Level (dBm)	Margin (dB)	Limit (dBm)	Result
5725.250000	-33.8	6.8	-27.0	PASS
5725.750000	-33.9	6.9	-27.0	PASS
5729.250000	-34.5	7.5	-27.0	PASS
5726.750000	-34.5	7.5	-27.0	PASS
5731.750000	-34.6	7.6	-27.0	PASS
5729.750000	-34.7	7.7	-27.0	PASS
5726.250000	-34.9	7.9	-27.0	PASS
5730.250000	-35.2	8.2	-27.0	PASS
5732.250000	-35.3	8.3	-27.0	PASS
5727.250000	-35.6	8.6	-27.0	PASS
5727.750000	-35.7	8.7	-27.0	PASS
5728.750000	-35.7	8.7	-27.0	PASS
5730.750000	-35.8	8.8	-27.0	PASS
5728.250000	-36.2	9.2	-27.0	PASS
5734.750000	-36.4	9.4	-27.0	PASS



Mode: MIMO CCD Mode 2x2

Modulation: 802.11ac VHT40 SS1 (OFDM MCS9)

**Results**

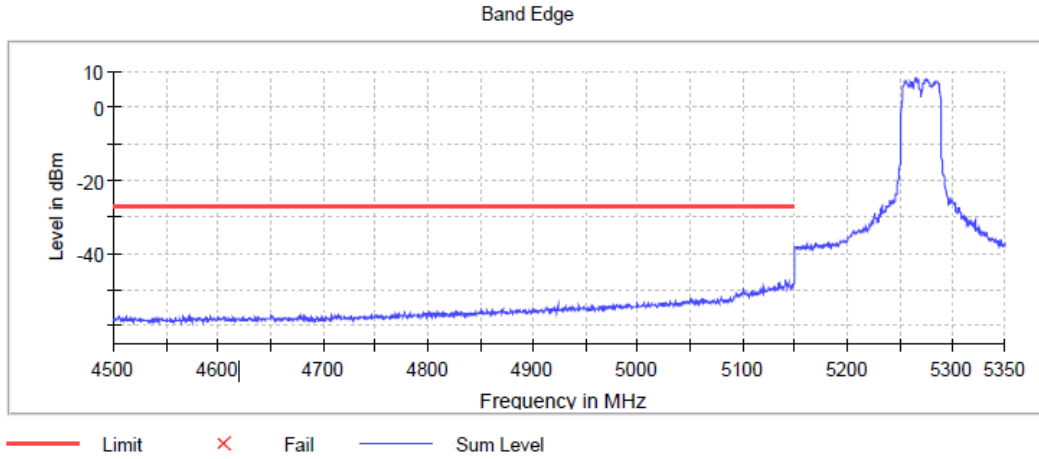
**Verdict**

Pass

**Attachments**

Frequency MHz = 5270.00000      Modulation = 802.11ac VHT40 SS1 (OFDM MCS9)  
 Mode = MIMO CCD Mode 2x2      Measurement Point = 1

**Images:**



**Tables:**

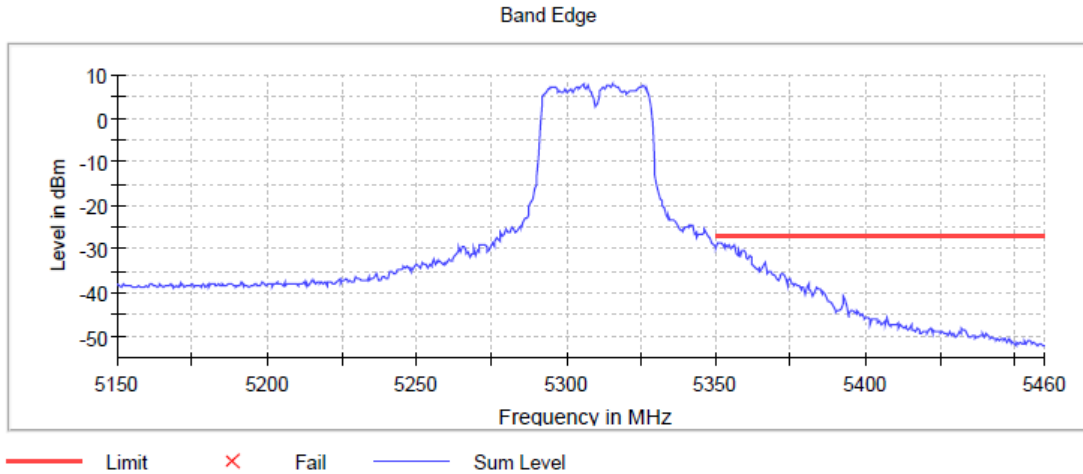
Spectrum Analyzer Parameters

**Measurements**

Frequency (MHz)	Level (dBm)	Margin (dB)	Limit (dBm)	Result
5140.250000	-47.3	20.3	-27.0	PASS
5140.750000	-47.3	20.3	-27.0	PASS
5141.250000	-47.4	20.4	-27.0	PASS
5143.250000	-47.9	20.9	-27.0	PASS
5149.750000	-48.0	21.0	-27.0	PASS
5149.250000	-48.0	21.0	-27.0	PASS
5143.750000	-48.2	21.2	-27.0	PASS
5133.250000	-48.2	21.2	-27.0	PASS
5148.750000	-48.3	21.3	-27.0	PASS
5134.750000	-48.3	21.3	-27.0	PASS
5134.250000	-48.4	21.4	-27.0	PASS
5146.750000	-48.5	21.5	-27.0	PASS
5133.750000	-48.6	21.6	-27.0	PASS
5139.750000	-48.7	21.7	-27.0	PASS
5147.250000	-48.7	21.7	-27.0	PASS

Frequency MHz = 5310.00000 Modulation = 802.11ac VHT40 SS1 (OFDM MCS9)  
 Mode = MIMO CCD Mode 2x2 Measurement Point = 1

**Images:**



**Tables:**

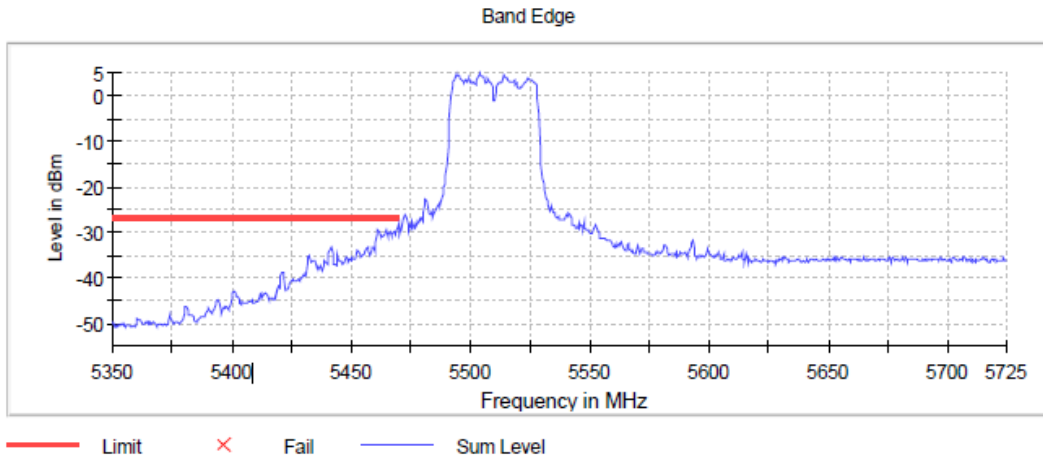
Spectrum Analyzer Parameters

**Measurements**

Frequency (MHz)	Level (dBm)	Margin (dB)	Limit (dBm)	Result
5350.750000	-28.4	1.4	-27.0	PASS
5350.250000	-28.4	1.4	-27.0	PASS
5351.250000	-28.5	1.5	-27.0	PASS
5351.750000	-28.6	1.6	-27.0	PASS
5352.250000	-28.9	1.9	-27.0	PASS
5354.250000	-28.9	1.9	-27.0	PASS
5356.250000	-29.0	2.0	-27.0	PASS
5353.250000	-29.2	2.2	-27.0	PASS
5353.750000	-29.4	2.4	-27.0	PASS
5355.750000	-29.6	2.6	-27.0	PASS
5352.750000	-29.6	2.6	-27.0	PASS
5355.250000	-29.7	2.7	-27.0	PASS
5354.750000	-30.0	3.0	-27.0	PASS
5358.750000	-30.2	3.2	-27.0	PASS
5359.250000	-30.2	3.2	-27.0	PASS

Frequency MHz = 5510.00000      Modulation = 802.11ac VHT40 SS1 (OFDM MCS9)  
 Mode = MIMO CCD Mode 2x2      Measurement Point = 1

**Images:**



**Tables:**

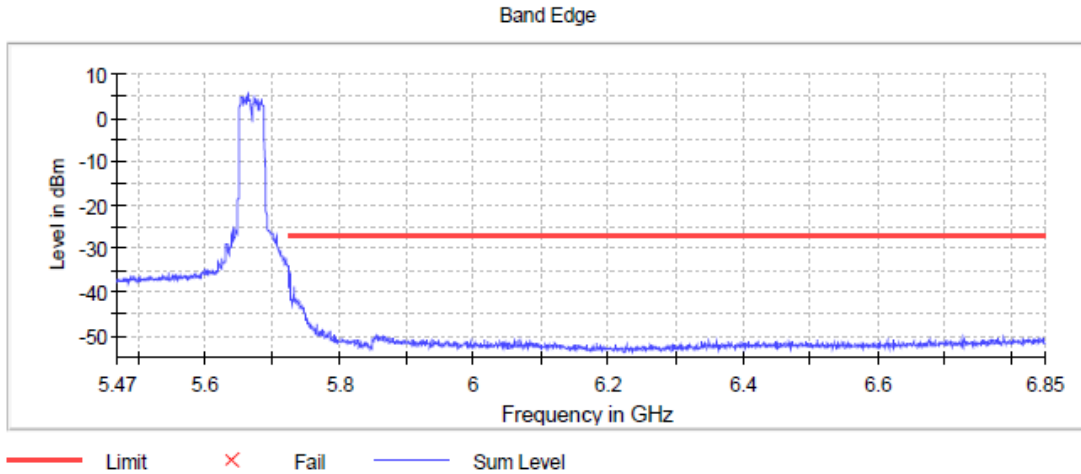
Spectrum Analyzer Parameters

**Measurements**

Frequency (MHz)	Level (dBm)	Margin (dB)	Limit (dBm)	Result
5469.750000	-28.1	1.1	-27.0	PASS
5469.250000	-29.1	2.1	-27.0	PASS
5461.250000	-29.5	2.5	-27.0	PASS
5464.750000	-29.6	2.6	-27.0	PASS
5468.750000	-29.8	2.8	-27.0	PASS
5466.250000	-29.8	2.8	-27.0	PASS
5461.750000	-29.8	2.8	-27.0	PASS
5467.750000	-30.0	3.0	-27.0	PASS
5467.250000	-30.2	3.2	-27.0	PASS
5460.750000	-30.3	3.3	-27.0	PASS
5463.750000	-30.7	3.7	-27.0	PASS
5465.750000	-30.8	3.8	-27.0	PASS
5464.250000	-30.8	3.8	-27.0	PASS
5462.750000	-30.8	3.8	-27.0	PASS
5468.250000	-30.8	3.8	-27.0	PASS

Frequency MHz = 5670.00000      Modulation = 802.11ac VHT40 SS1 (OFDM MCS9)  
 Mode = MIMO CCD Mode 2x2      Measurement Point = 1

**Images:**



**Tables:**

Spectrum Analyzer Parameters

**Measurements**

Frequency (MHz)	Level (dBm)	Margin (dB)	Limit (dBm)	Result
5726.250000	-35.9	8.9	-27.0	PASS
5725.750000	-36.7	9.7	-27.0	PASS
5726.750000	-37.0	10.0	-27.0	PASS
5727.250000	-38.4	11.4	-27.0	PASS
5732.750000	-38.7	11.7	-27.0	PASS
5732.250000	-38.8	11.8	-27.0	PASS
5733.250000	-39.2	12.2	-27.0	PASS
5725.250000	-39.3	12.3	-27.0	PASS
5731.750000	-40.3	13.3	-27.0	PASS
5727.750000	-40.6	13.6	-27.0	PASS
5733.750000	-41.3	14.3	-27.0	PASS
5730.250000	-41.4	14.4	-27.0	PASS
5730.750000	-41.5	14.5	-27.0	PASS
5734.750000	-41.7	14.7	-27.0	PASS
5728.750000	-41.8	14.8	-27.0	PASS

Mode: MIMO CCD Mode 2x2

Modulation: 802.11ac VHT80 SS1 (OFDM MCS9)

**Results**

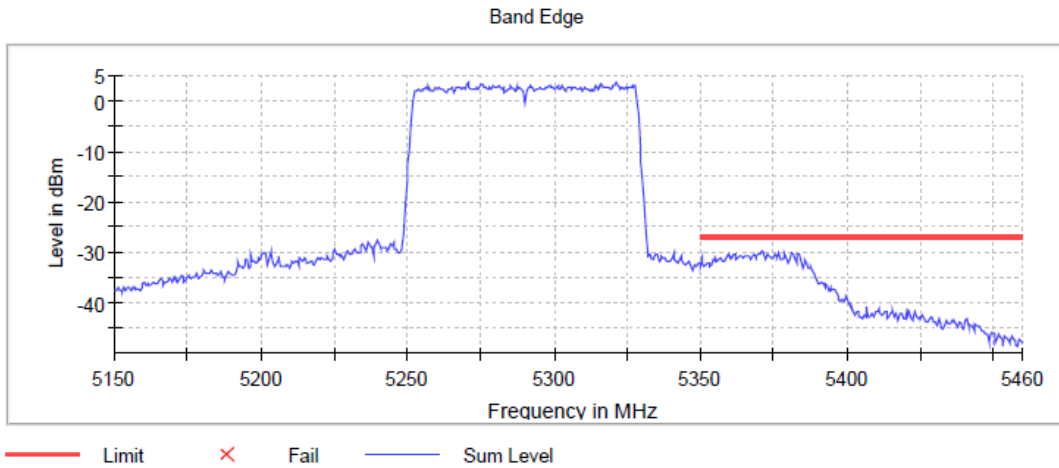
**Verdict**

Pass

**Attachments**

Frequency MHz = 5290.00000      Modulation = 802.11ac VHT80 SS1 (OFDM MCS9)  
 Mode = MIMO CCD Mode 2x2      Measurement Point = 1

**Images:**



**Tables:**

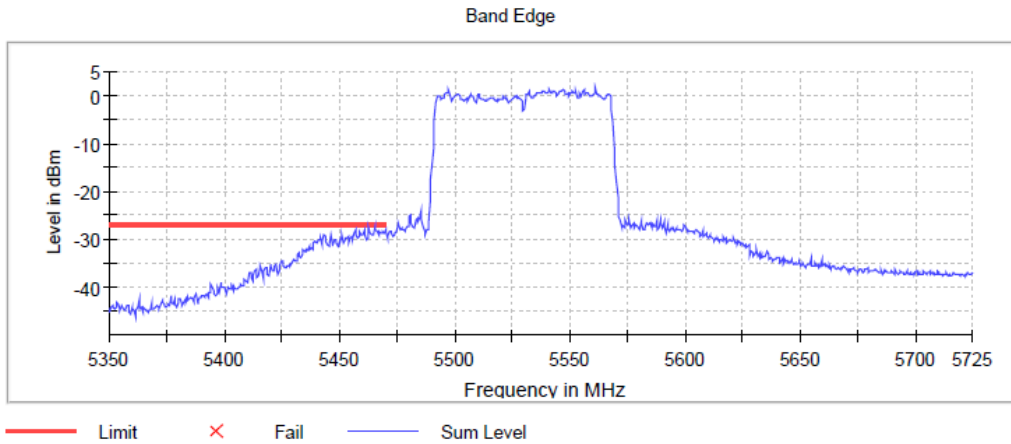
Spectrum Analyzer Parameters

**Measurements**

Frequency (MHz)	Level (dBm)	Margin (dB)	Limit (dBm)	Result
5370.750000	-29.6	2.6	-27.0	PASS
5378.750000	-30.0	3.0	-27.0	PASS
5376.750000	-30.0	3.0	-27.0	PASS
5381.250000	-30.1	3.1	-27.0	PASS
5371.250000	-30.2	3.2	-27.0	PASS
5380.750000	-30.2	3.2	-27.0	PASS
5375.250000	-30.2	3.2	-27.0	PASS
5370.250000	-30.3	3.3	-27.0	PASS
5383.750000	-30.4	3.4	-27.0	PASS
5372.750000	-30.5	3.5	-27.0	PASS
5369.750000	-30.5	3.5	-27.0	PASS
5381.750000	-30.5	3.5	-27.0	PASS
5368.250000	-30.5	3.5	-27.0	PASS
5361.250000	-30.5	3.5	-27.0	PASS
5371.750000	-30.6	3.6	-27.0	PASS

Frequency MHz = 5530.00000      Modulation = 802.11ac VHT80 SS1 (OFDM MCS9)  
 Mode = MIMO CCD Mode 2x2      Measurement Point = 1

**Images:**



**Tables:**

Spectrum Analyzer Parameters

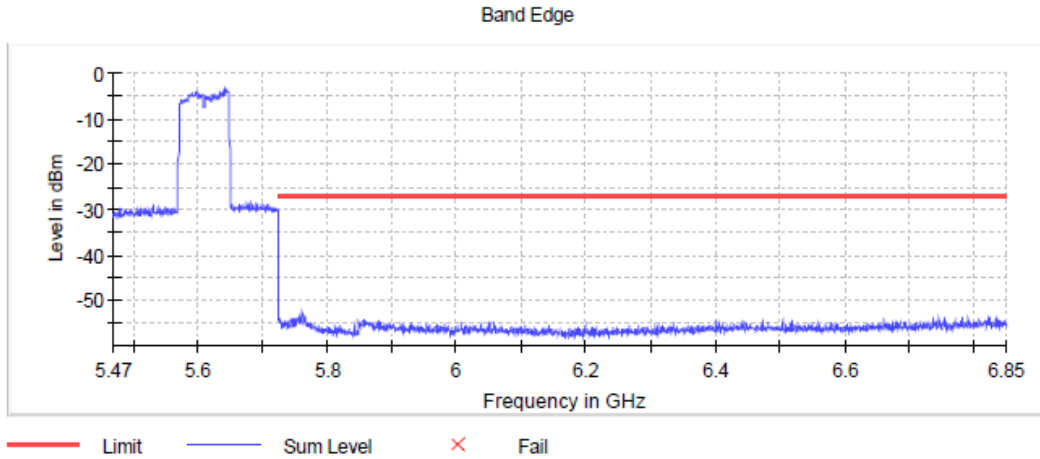
**Measurements**

Frequency (MHz)	Level (dBm)	Margin (dB)	Limit (dBm)	Result
5465.250000	-27.3	0.3	-27.0	PASS
5462.750000	-27.4	0.4	-27.0	PASS
5465.750000	-27.9	0.9	-27.0	PASS
5456.750000	-28.0	1.0	-27.0	PASS
5469.750000	-28.0	1.0	-27.0	PASS
5460.750000	-28.1	1.1	-27.0	PASS
5467.250000	-28.2	1.2	-27.0	PASS
5466.250000	-28.2	1.2	-27.0	PASS
5458.750000	-28.3	1.3	-27.0	PASS
5468.750000	-28.4	1.4	-27.0	PASS
5463.250000	-28.6	1.6	-27.0	PASS
5456.250000	-28.7	1.7	-27.0	PASS
5469.250000	-28.7	1.7	-27.0	PASS
5468.250000	-28.8	1.8	-27.0	PASS
5467.750000	-28.8	1.8	-27.0	PASS



Frequency MHz = 5610.00000      Modulation = 802.11ac VHT80 SS1 (OFDM MCS9)  
 Mode = MIMO CCD Mode 2x2      Measurement Point = 1

**Images:**



**Tables:**

Spectrum Analyzer Parameters

**Measurements**

Frequency (MHz)	Level (dBm)	Margin (dB)	Limit (dBm)	Result
5762.250000	-52.5	25.5	-27.0	PASS
5763.750000	-53.3	26.3	-27.0	PASS
5763.250000	-53.4	26.4	-27.0	PASS
5761.750000	-53.4	26.4	-27.0	PASS
5754.750000	-53.5	26.5	-27.0	PASS
5762.750000	-53.6	26.6	-27.0	PASS
6824.250000	-53.6	26.6	-27.0	PASS
5759.250000	-53.7	26.7	-27.0	PASS
5755.250000	-53.7	26.7	-27.0	PASS
5759.750000	-53.7	26.7	-27.0	PASS
6782.750000	-53.8	26.8	-27.0	PASS
5758.750000	-53.8	26.8	-27.0	PASS
5764.750000	-53.8	26.8	-27.0	PASS
5766.250000	-53.9	26.9	-27.0	PASS
5760.750000	-53.9	26.9	-27.0	PASS

Mode: MIMO CCD Mode 2x2

Modulation: 802.11ax HE20 SS1 (OFDMA MCS8) – Full RU

**Results**

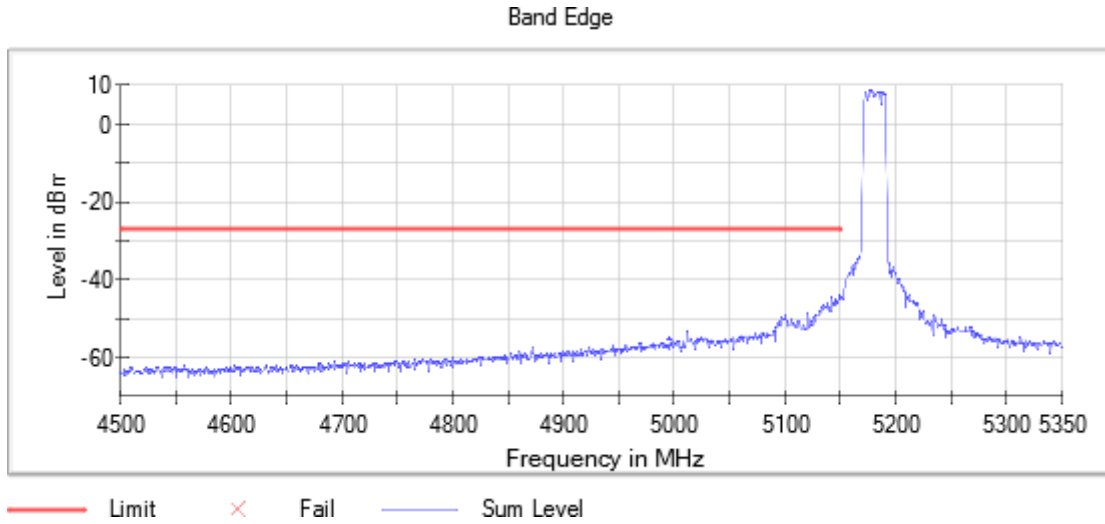
**Verdict**

Pass

**Attachments**

Frequency MHz = 5180.00000 Modulation = 802.11ax HE20 SS1 (OFDMA MCS8)  
 Mode = MIMO CCD Mode 2x2 Measurement Point = 1

**Images:**



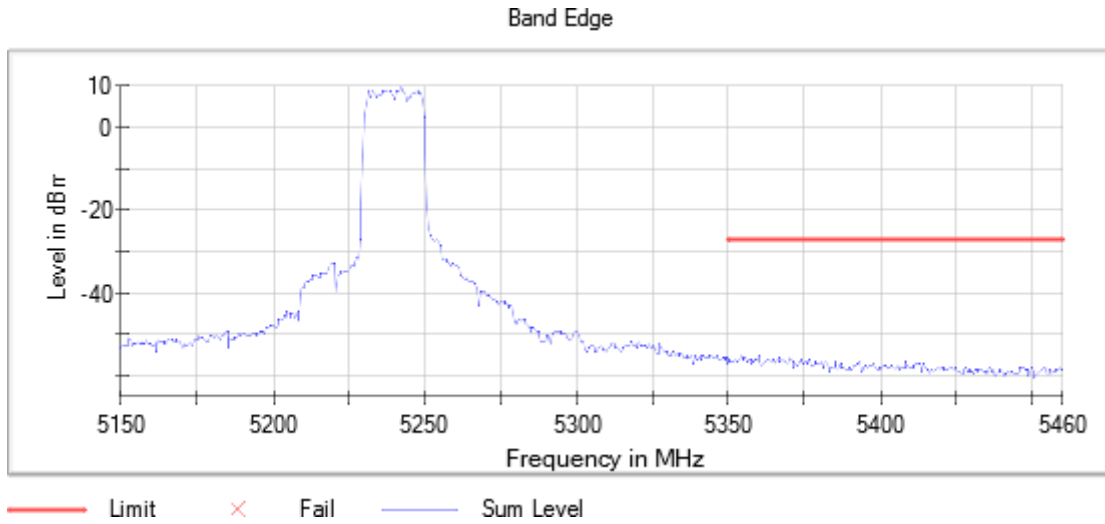
**Tables:**

Spectrum Analyzer Parameters

Frequency(MHz)	Level(dBm)	Margin(dB)	Limit(dBm)	Result
5149.750000	-43.6	16.6	-27.0	PASS
5148.750000	-43.8	16.8	-27.0	PASS
5143.750000	-44.5	17.5	-27.0	PASS
5141.250000	-44.6	17.6	-27.0	PASS
5149.250000	-44.7	17.7	-27.0	PASS
5144.250000	-45.0	18.0	-27.0	PASS
5147.250000	-45.2	18.2	-27.0	PASS
5145.750000	-45.4	18.4	-27.0	PASS
5143.250000	-45.4	18.4	-27.0	PASS
5147.750000	-45.4	18.4	-27.0	PASS
5146.250000	-45.7	18.7	-27.0	PASS
5141.750000	-45.8	18.8	-27.0	PASS
5148.250000	-45.9	18.9	-27.0	PASS
5142.250000	-45.9	18.9	-27.0	PASS
5146.750000	-46.0	19.0	-27.0	PASS

Frequency MHz = 5240.00000 Modulation = 802.11ax HE20 SS1 (OFDMA MCS8)  
 Mode = MIMO CCD Mode 2x2 Measurement Point = 1

**Images:**



**Tables:**

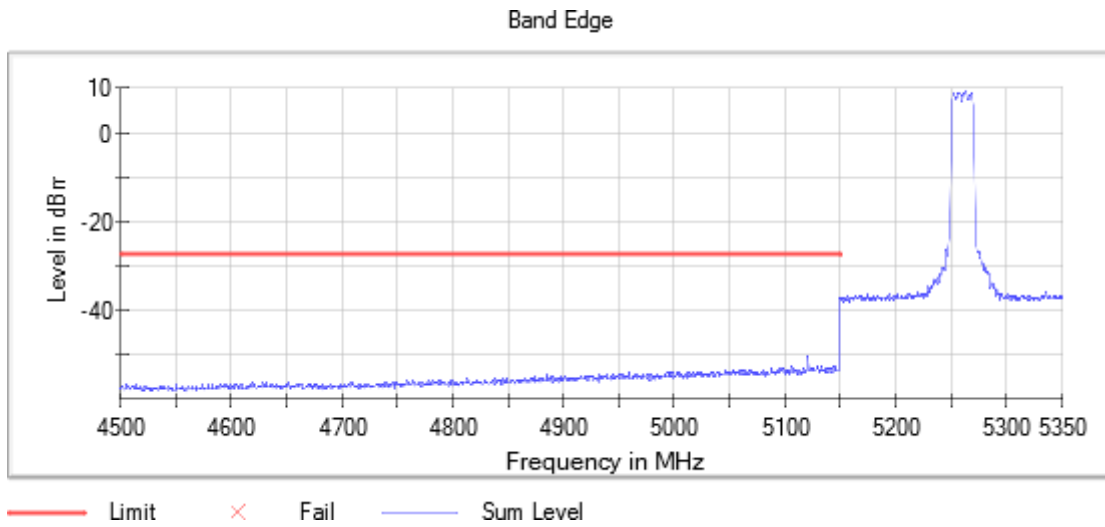
Spectrum Analyzer Parameters

Frequency(MHz)	Level(dBm)	Margin(dB)	Limit(dBm)	Result
5354.250000	-55.3	28.3	-27.0	PASS
5359.750000	-55.3	28.3	-27.0	PASS
5355.250000	-55.6	28.6	-27.0	PASS
5367.250000	-55.6	28.6	-27.0	PASS
5370.250000	-55.7	28.7	-27.0	PASS
5355.750000	-55.7	28.7	-27.0	PASS
5362.750000	-55.9	28.9	-27.0	PASS
5358.750000	-55.9	28.9	-27.0	PASS
5359.250000	-55.9	28.9	-27.0	PASS
5373.750000	-55.9	28.9	-27.0	PASS
5365.750000	-56.0	29.0	-27.0	PASS
5357.250000	-56.1	29.1	-27.0	PASS
5354.750000	-56.1	29.1	-27.0	PASS
5368.250000	-56.1	29.1	-27.0	PASS
5353.750000	-56.1	29.1	-27.0	PASS

**Attachments**

Frequency MHz = 5260.00000 Modulation = 802.11ax HE20 SS1 (OFDMA MCS8)  
 Mode = MIMO CCD Mode 2x2 Measurement Point = 1

**Images:**



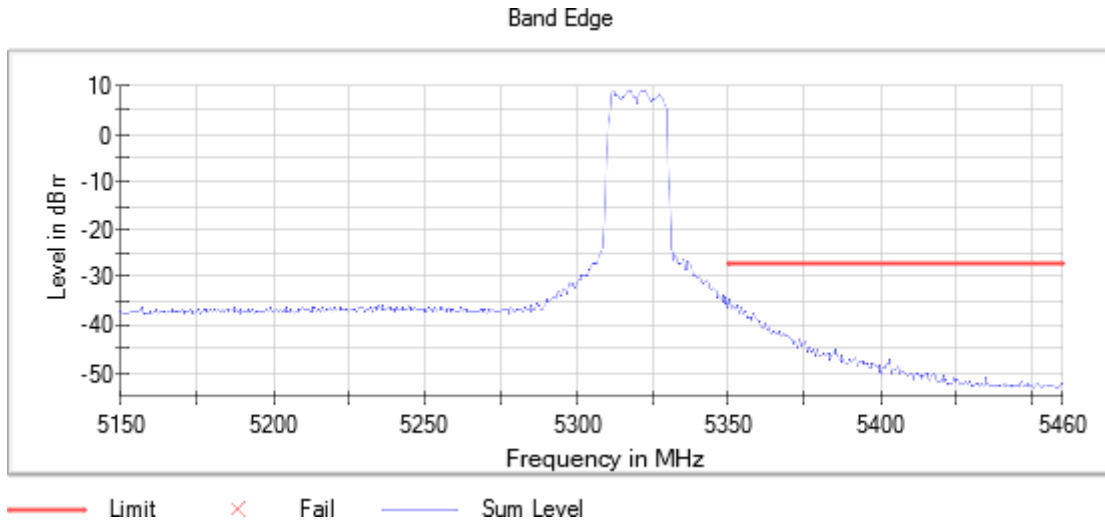
**Tables:**

Spectrum Analyzer Parameters

Frequency(MHz)	Level(dBm)	Margin(dB)	Limit(dBm)	Result
5120.250000	-50.4	23.4	-27.0	PASS
5119.750000	-50.7	23.7	-27.0	PASS
5106.250000	-52.4	25.4	-27.0	PASS
5142.750000	-52.6	25.6	-27.0	PASS
5131.250000	-52.7	25.7	-27.0	PASS
5144.750000	-52.8	25.8	-27.0	PASS
5128.750000	-52.8	25.8	-27.0	PASS
5131.750000	-52.8	25.8	-27.0	PASS
5139.750000	-52.8	25.8	-27.0	PASS
5119.250000	-52.8	25.8	-27.0	PASS
5149.750000	-52.9	25.9	-27.0	PASS
5122.250000	-52.9	25.9	-27.0	PASS
5124.250000	-52.9	25.9	-27.0	PASS
5098.250000	-52.9	25.9	-27.0	PASS
5120.750000	-53.0	26.0	-27.0	PASS

Frequency MHz = 5320.00000 Modulation = 802.11ax HE20 SS1 (OFDMA MCS8)  
 Mode = MIMO CCD Mode 2x2 Measurement Point = 1

**Images:**



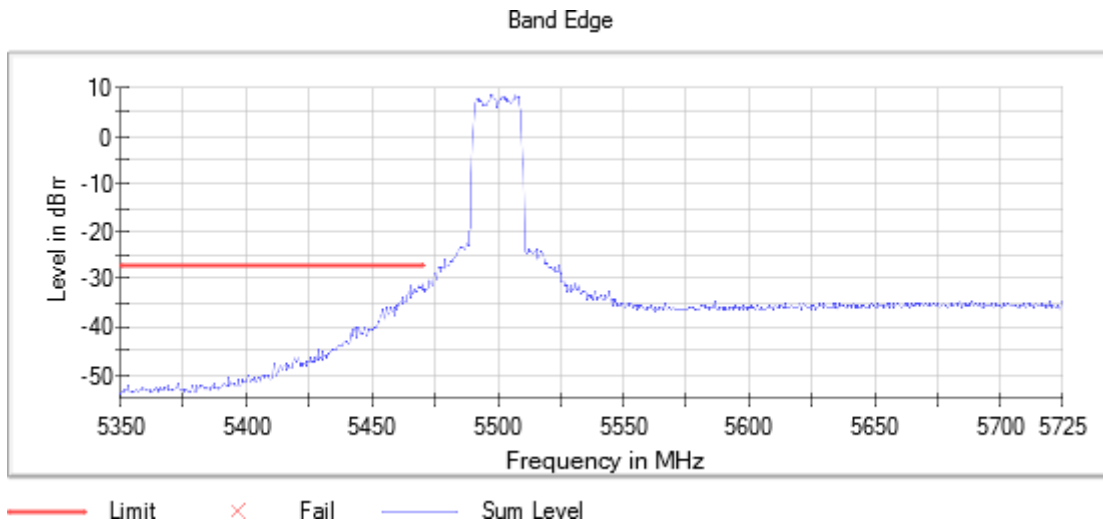
**Tables:**

Spectrum Analyzer Parameters

Frequency(MHz)	Level(dBm)	Margin(dB)	Limit(dBm)	Result
5350.750000	-34.8	7.8	-27.0	PASS
5350.250000	-35.3	8.3	-27.0	PASS
5353.250000	-35.9	8.9	-27.0	PASS
5351.750000	-35.9	8.9	-27.0	PASS
5354.250000	-36.3	9.3	-27.0	PASS
5352.750000	-36.4	9.4	-27.0	PASS
5352.250000	-36.7	9.7	-27.0	PASS
5351.250000	-36.8	9.8	-27.0	PASS
5355.750000	-37.1	10.1	-27.0	PASS
5354.750000	-37.5	10.5	-27.0	PASS
5358.250000	-37.6	10.6	-27.0	PASS
5355.250000	-37.6	10.6	-27.0	PASS
5353.750000	-37.7	10.7	-27.0	PASS
5356.250000	-38.2	11.2	-27.0	PASS
5358.750000	-38.3	11.3	-27.0	PASS

Frequency MHz = 5500.00000 Modulation = 802.11ax HE20 SS1 (OFDMA MCS8)  
 Mode = MIMO CCD Mode 2x2 Measurement Point = 1

**Images:**



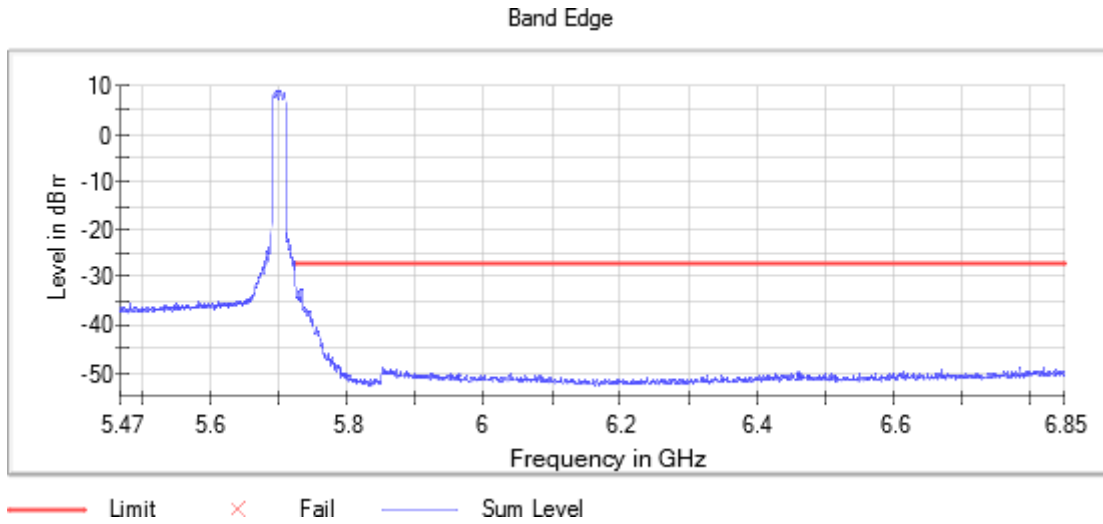
**Tables:**

Spectrum Analyzer Parameters

Frequency(MHz)	Level(dBm)	Margin(dB)	Limit(dBm)	Result
5120.250000	-50.4	23.4	-27.0	PASS
5119.750000	-50.7	23.7	-27.0	PASS
5106.250000	-52.4	25.4	-27.0	PASS
5142.750000	-52.6	25.6	-27.0	PASS
5131.250000	-52.7	25.7	-27.0	PASS
5144.750000	-52.8	25.8	-27.0	PASS
5128.750000	-52.8	25.8	-27.0	PASS
5131.750000	-52.8	25.8	-27.0	PASS
5139.750000	-52.8	25.8	-27.0	PASS
5119.250000	-52.8	25.8	-27.0	PASS
5149.750000	-52.9	25.9	-27.0	PASS
5122.250000	-52.9	25.9	-27.0	PASS
5124.250000	-52.9	25.9	-27.0	PASS
5098.250000	-52.9	25.9	-27.0	PASS
5120.750000	-53.0	26.0	-27.0	PASS

Frequency MHz = 5700.00000 Modulation = 802.11ax HE20 SS1 (OFDMA MCS8)  
 Mode = MIMO CCD Mode 2x2 Measurement Point = 1

**Images:**



**Tables:**

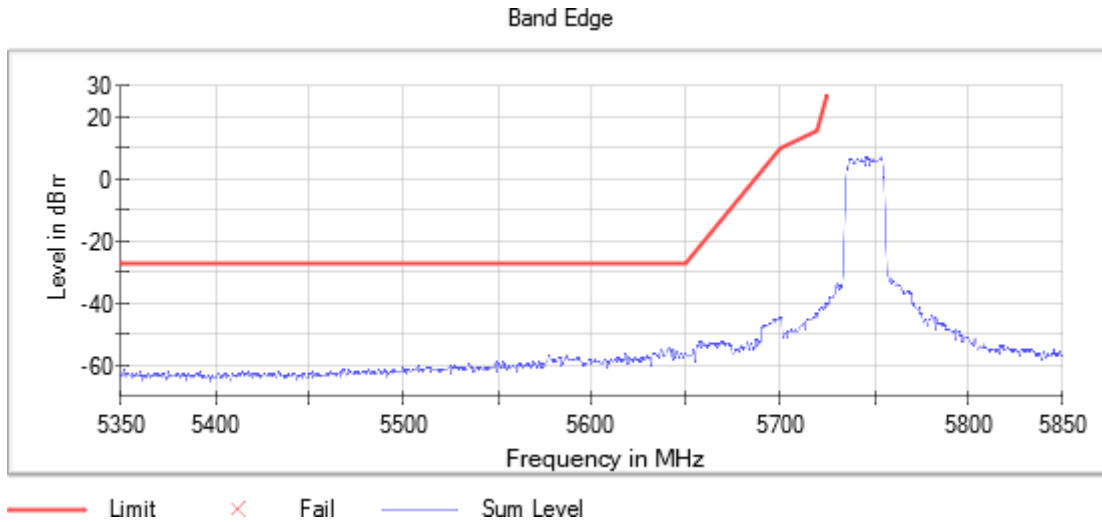
Spectrum Analyzer Parameters

Frequency(MHz)	Level(dBm)	Margin(dB)	Limit(dBm)	Result
5350.750000	-34.8	7.8	-27.0	PASS
5350.250000	-35.3	8.3	-27.0	PASS
5353.250000	-35.9	8.9	-27.0	PASS
5351.750000	-35.9	8.9	-27.0	PASS
5354.250000	-36.3	9.3	-27.0	PASS
5352.750000	-36.4	9.4	-27.0	PASS
5352.250000	-36.7	9.7	-27.0	PASS
5351.250000	-36.8	9.8	-27.0	PASS
5355.750000	-37.1	10.1	-27.0	PASS
5354.750000	-37.5	10.5	-27.0	PASS
5358.250000	-37.6	10.6	-27.0	PASS
5355.250000	-37.6	10.6	-27.0	PASS
5353.750000	-37.7	10.7	-27.0	PASS
5356.250000	-38.2	11.2	-27.0	PASS
5358.750000	-38.3	11.3	-27.0	PASS



Frequency MHz = 5745.00000 Modulation = 802.11ax HE20 SS1 (OFDMA MCS8)  
 Mode = MIMO CCD Mode 2x2 Measurement Point = 1

**Images:**



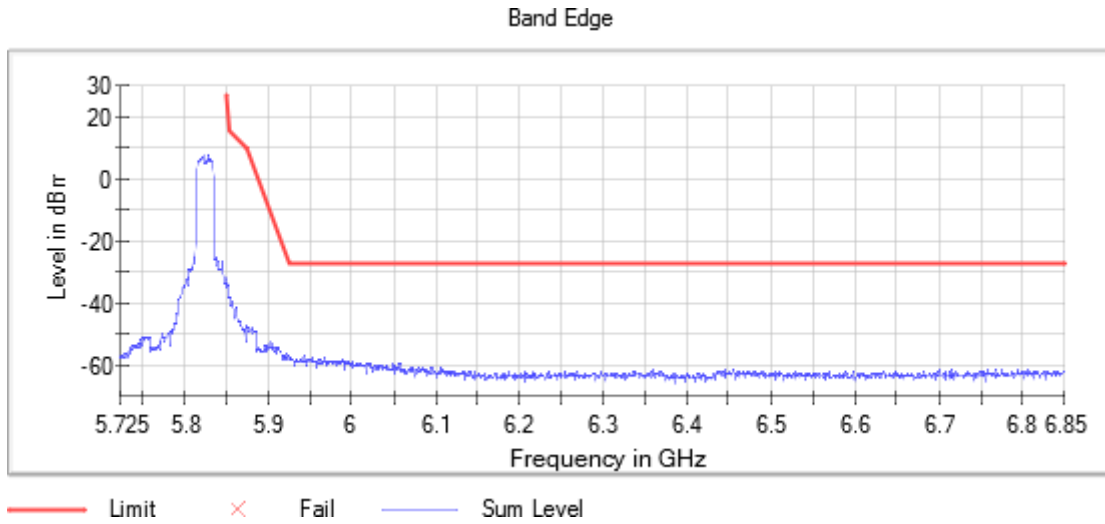
**Tables:**

Spectrum Analyzer Parameters

Frequency(MHz)	Level(dBm)	Margin(dB)	Limit(dBm)	Result
5149.750000	-43.6	16.6	-27.0	PASS
5148.750000	-43.8	16.8	-27.0	PASS
5143.750000	-44.5	17.5	-27.0	PASS
5141.250000	-44.6	17.6	-27.0	PASS
5149.250000	-44.7	17.7	-27.0	PASS
5144.250000	-45.0	18.0	-27.0	PASS
5147.250000	-45.2	18.2	-27.0	PASS
5145.750000	-45.4	18.4	-27.0	PASS
5143.250000	-45.4	18.4	-27.0	PASS
5147.750000	-45.4	18.4	-27.0	PASS
5146.250000	-45.7	18.7	-27.0	PASS
5141.750000	-45.8	18.8	-27.0	PASS
5148.250000	-45.9	18.9	-27.0	PASS
5142.250000	-45.9	18.9	-27.0	PASS
5146.750000	-46.0	19.0	-27.0	PASS

Frequency MHz = 5825.00000 Modulation = 802.11ax HE20 SS1 (OFDMA MCS8)  
 Mode = MIMO CCD Mode 2x2 Measurement Point = 1

**Images:**



**Tables:**

Spectrum Analyzer Parameters

Frequency(MHz)	Level(dBm)	Margin(dB)	Limit(dBm)	Result
5354.250000	-55.3	28.3	-27.0	PASS
5359.750000	-55.3	28.3	-27.0	PASS
5355.250000	-55.6	28.6	-27.0	PASS
5367.250000	-55.6	28.6	-27.0	PASS
5370.250000	-55.7	28.7	-27.0	PASS
5355.750000	-55.7	28.7	-27.0	PASS
5362.750000	-55.9	28.9	-27.0	PASS
5358.750000	-55.9	28.9	-27.0	PASS
5359.250000	-55.9	28.9	-27.0	PASS
5373.750000	-55.9	28.9	-27.0	PASS
5365.750000	-56.0	29.0	-27.0	PASS
5357.250000	-56.1	29.1	-27.0	PASS
5354.750000	-56.1	29.1	-27.0	PASS
5368.250000	-56.1	29.1	-27.0	PASS
5353.750000	-56.1	29.1	-27.0	PASS

Mode: MIMO CCD Mode 2x2

Modulation: 802.11ax HE40 SS1 (OFDMA MCS9) – Full RU

**Results**

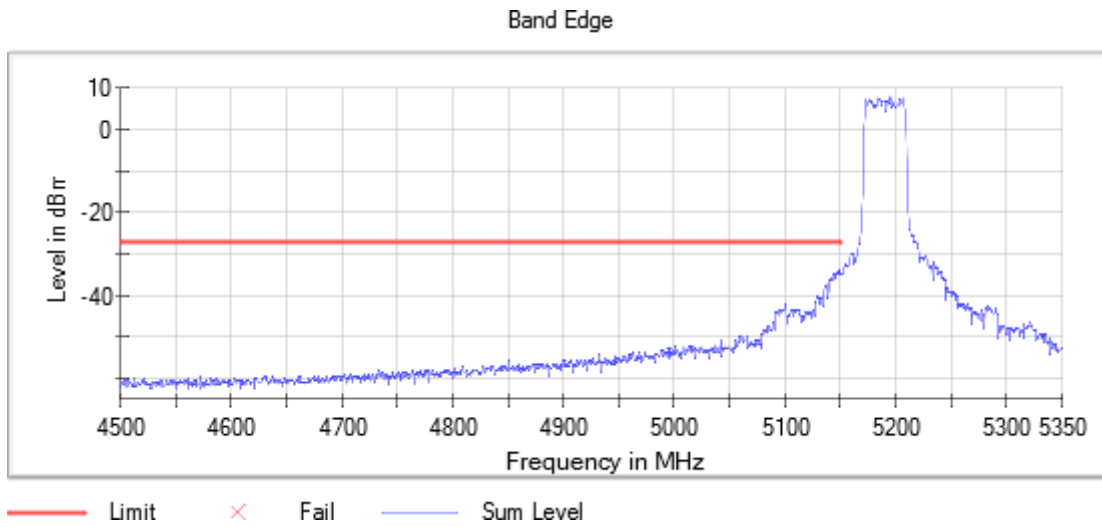
**Verdict**

Pass

**Attachments**

Frequency MHz = 5190.00000 Modulation = 802.11ax HE40 SS1 (OFDMA MCS9)  
 Mode = MIMO CCD Mode 2x2 Measurement Point = 1

**Images:**



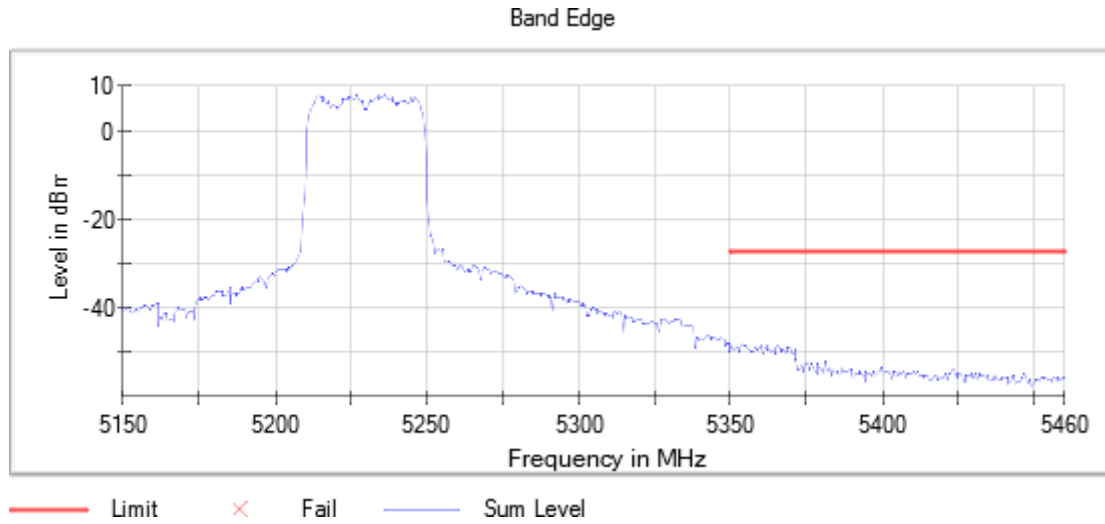
**Tables:**

Spectrum Analyzer Parameters

Frequency(MHz)	Level(dBm)	Margin(dB)	Limit(dBm)	Result
5149.750000	-33.6	6.6	-27.0	PASS
5148.250000	-34.2	7.2	-27.0	PASS
5147.750000	-34.4	7.4	-27.0	PASS
5146.750000	-34.7	7.7	-27.0	PASS
5148.750000	-34.7	7.7	-27.0	PASS
5146.250000	-35.0	8.0	-27.0	PASS
5147.250000	-35.1	8.1	-27.0	PASS
5149.250000	-35.1	8.1	-27.0	PASS
5143.250000	-35.2	8.2	-27.0	PASS
5142.750000	-35.2	8.2	-27.0	PASS
5144.750000	-35.4	8.4	-27.0	PASS
5143.750000	-35.5	8.5	-27.0	PASS
5145.250000	-35.5	8.5	-27.0	PASS
5140.250000	-35.6	8.6	-27.0	PASS
5145.750000	-35.7	8.7	-27.0	PASS

Frequency MHz = 5230.00000 Modulation = 802.11ax HE40 SS1 (OFDMA MCS9)  
 Mode = MIMO CCD Mode 2x2 Measurement Point = 1

**Images:**



**Tables:**

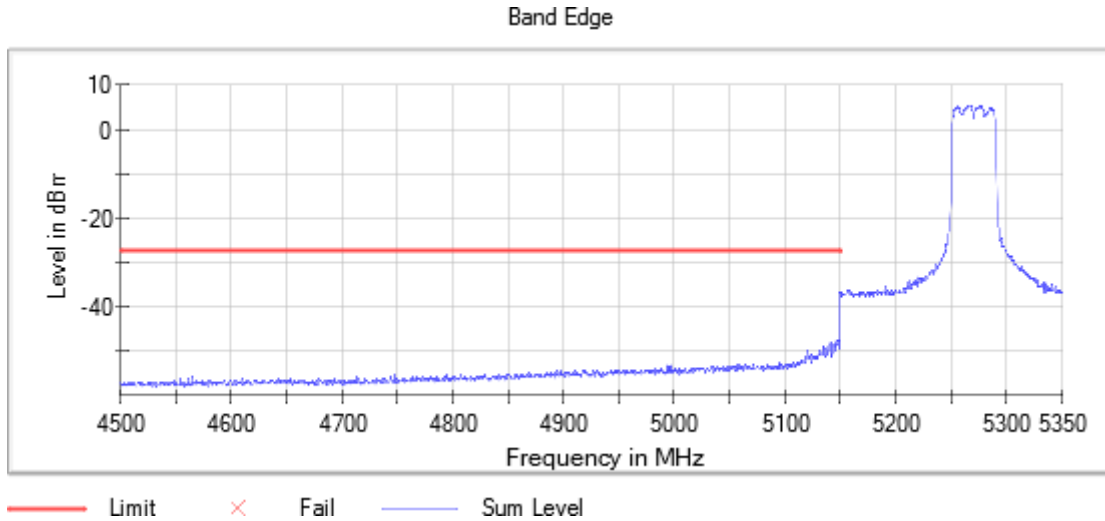
Spectrum Analyzer Parameters

Frequency(MHz)	Level(dBm)	Margin(dB)	Limit(dBm)	Result
5353.750000	-48.3	21.3	-27.0	PASS
5355.250000	-48.5	21.5	-27.0	PASS
5361.750000	-48.5	21.5	-27.0	PASS
5365.250000	-48.6	21.6	-27.0	PASS
5365.750000	-48.6	21.6	-27.0	PASS
5359.750000	-48.7	21.7	-27.0	PASS
5350.250000	-48.8	21.8	-27.0	PASS
5354.750000	-48.8	21.8	-27.0	PASS
5354.250000	-48.8	21.8	-27.0	PASS
5360.250000	-48.9	21.9	-27.0	PASS
5358.250000	-49.0	22.0	-27.0	PASS
5361.250000	-49.1	22.1	-27.0	PASS
5355.750000	-49.1	22.1	-27.0	PASS
5369.250000	-49.1	22.1	-27.0	PASS
5359.250000	-49.2	22.2	-27.0	PASS

**Attachments**

Frequency MHz = 5270.00000 Modulation = 802.11ax HE40 SS1 (OFDMA MCS9)  
 Mode = MIMO CCD Mode 2x2 Measurement Point = 1

**Images:**



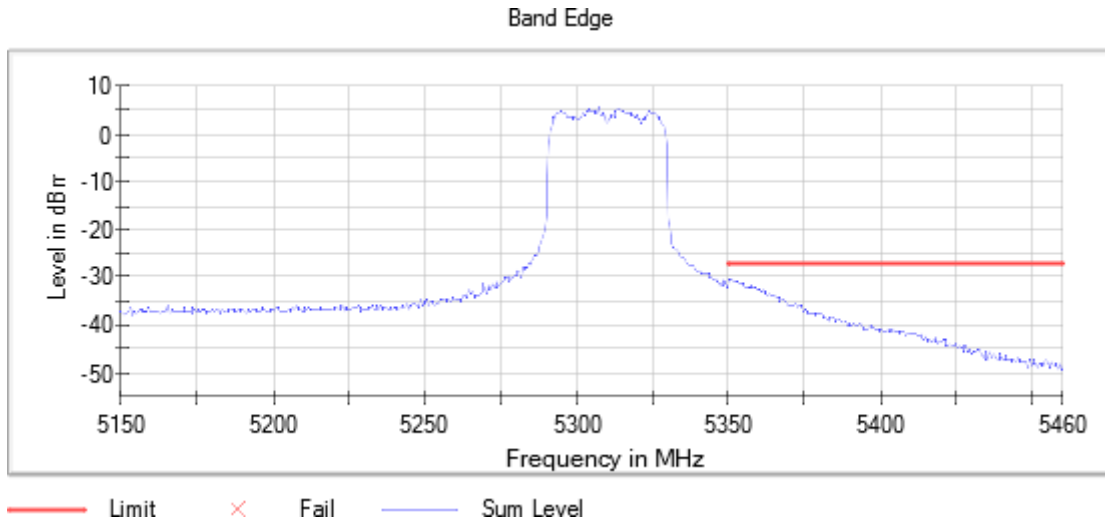
**Tables:**

Spectrum Analyzer Parameters

Frequency(MHz)	Level(dBm)	Margin(dB)	Limit(dBm)	Result
5148.250000	-47.6	20.6	-27.0	PASS
5147.750000	-47.7	20.7	-27.0	PASS
5149.750000	-47.8	20.8	-27.0	PASS
5146.250000	-47.8	20.8	-27.0	PASS
5147.250000	-47.8	20.8	-27.0	PASS
5140.750000	-47.9	20.9	-27.0	PASS
5148.750000	-47.9	20.9	-27.0	PASS
5144.250000	-48.0	21.0	-27.0	PASS
5144.750000	-48.2	21.2	-27.0	PASS
5138.250000	-48.3	21.3	-27.0	PASS
5142.750000	-48.6	21.6	-27.0	PASS
5146.750000	-48.6	21.6	-27.0	PASS
5138.750000	-48.8	21.8	-27.0	PASS
5132.750000	-49.1	22.1	-27.0	PASS
5145.250000	-49.1	22.1	-27.0	PASS

Frequency MHz = 5310.00000 Modulation = 802.11ax HE40 SS1 (OFDMA MCS9)  
 Mode = MIMO CCD Mode 2x2 Measurement Point = 1

**Images:**



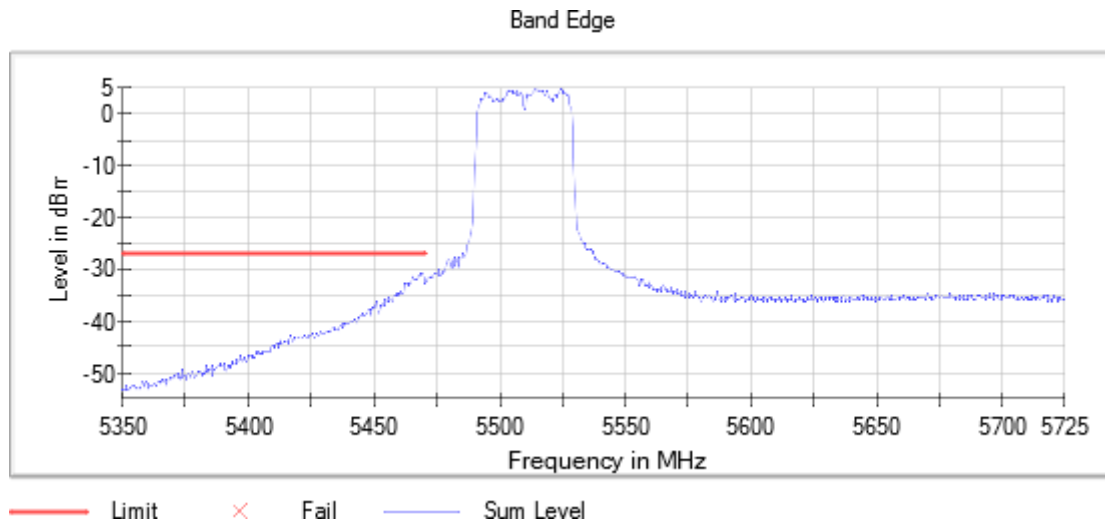
**Tables:**

Spectrum Analyzer Parameters

Frequency(MHz)	Level(dBm)	Margin(dB)	Limit(dBm)	Result
5350.750000	-30.5	3.5	-27.0	PASS
5350.250000	-30.6	3.6	-27.0	PASS
5351.250000	-30.7	3.7	-27.0	PASS
5351.750000	-30.9	3.9	-27.0	PASS
5352.250000	-31.0	4.0	-27.0	PASS
5352.750000	-31.1	4.1	-27.0	PASS
5353.250000	-31.2	4.2	-27.0	PASS
5354.250000	-31.3	4.3	-27.0	PASS
5353.750000	-31.4	4.4	-27.0	PASS
5354.750000	-31.5	4.5	-27.0	PASS
5355.250000	-31.9	4.9	-27.0	PASS
5357.250000	-32.0	5.0	-27.0	PASS
5357.750000	-32.1	5.1	-27.0	PASS
5356.750000	-32.1	5.1	-27.0	PASS
5355.750000	-32.1	5.1	-27.0	PASS

Frequency MHz = 5510.00000 Modulation = 802.11ax HE40 SS1 (OFDMA MCS9)  
 Mode = MIMO CCD Mode 2x2 Measurement Point = 1

**Images:**



**Tables:**

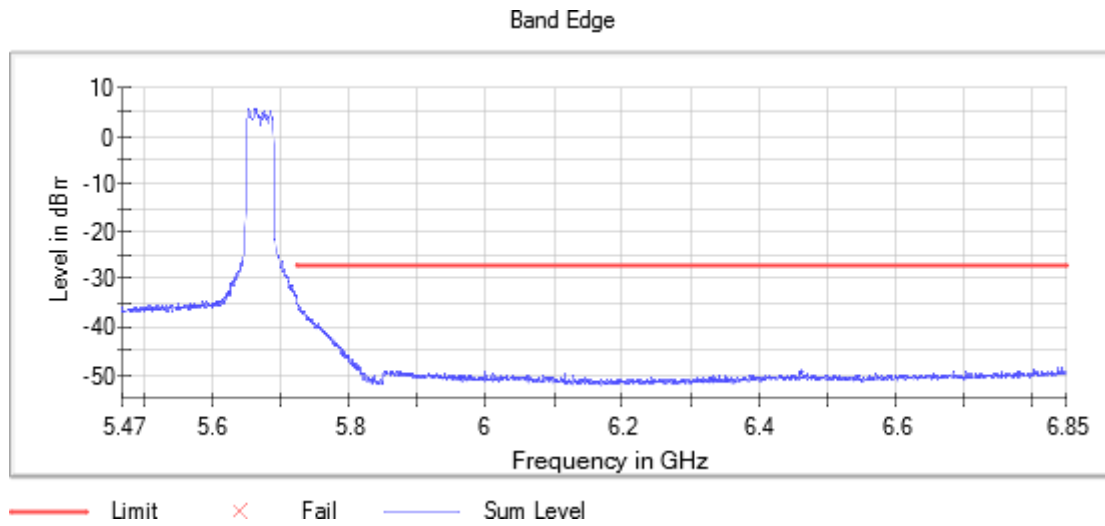
Spectrum Analyzer Parameters

Frequency(MHz)	Level(dBm)	Margin(dB)	Limit(dBm)	Result
5148.250000	-47.6	20.6	-27.0	PASS
5147.750000	-47.7	20.7	-27.0	PASS
5149.750000	-47.8	20.8	-27.0	PASS
5146.250000	-47.8	20.8	-27.0	PASS
5147.250000	-47.8	20.8	-27.0	PASS
5140.750000	-47.9	20.9	-27.0	PASS
5148.750000	-47.9	20.9	-27.0	PASS
5144.250000	-48.0	21.0	-27.0	PASS
5144.750000	-48.2	21.2	-27.0	PASS
5138.250000	-48.3	21.3	-27.0	PASS
5142.750000	-48.6	21.6	-27.0	PASS
5146.750000	-48.6	21.6	-27.0	PASS
5138.750000	-48.8	21.8	-27.0	PASS
5132.750000	-49.1	22.1	-27.0	PASS
5145.250000	-49.1	22.1	-27.0	PASS



Frequency MHz = 5670.00000 Modulation = 802.11ax HE40 SS1 (OFDMA MCS9)  
 Mode = MIMO CCD Mode 2x2 Measurement Point = 1

**Images:**



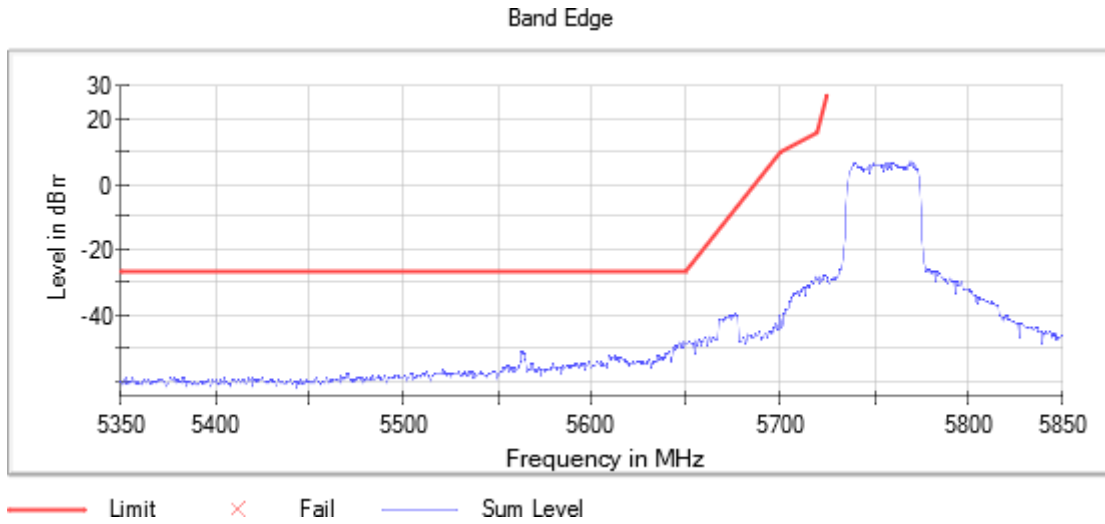
**Tables:**

Spectrum Analyzer Parameters

Frequency(MHz)	Level(dBm)	Margin(dB)	Limit(dBm)	Result
5350.750000	-30.5	3.5	-27.0	PASS
5350.250000	-30.6	3.6	-27.0	PASS
5351.250000	-30.7	3.7	-27.0	PASS
5351.750000	-30.9	3.9	-27.0	PASS
5352.250000	-31.0	4.0	-27.0	PASS
5352.750000	-31.1	4.1	-27.0	PASS
5353.250000	-31.2	4.2	-27.0	PASS
5354.250000	-31.3	4.3	-27.0	PASS
5353.750000	-31.4	4.4	-27.0	PASS
5354.750000	-31.5	4.5	-27.0	PASS
5355.250000	-31.9	4.9	-27.0	PASS
5357.250000	-32.0	5.0	-27.0	PASS
5357.750000	-32.1	5.1	-27.0	PASS
5356.750000	-32.1	5.1	-27.0	PASS
5355.750000	-32.1	5.1	-27.0	PASS

Frequency MHz = 5755.00000 Modulation = 802.11ax HE40 SS1 (OFDMA MCS9)  
 Mode = MIMO CCD Mode 2x2 Measurement Point = 1

**Images:**



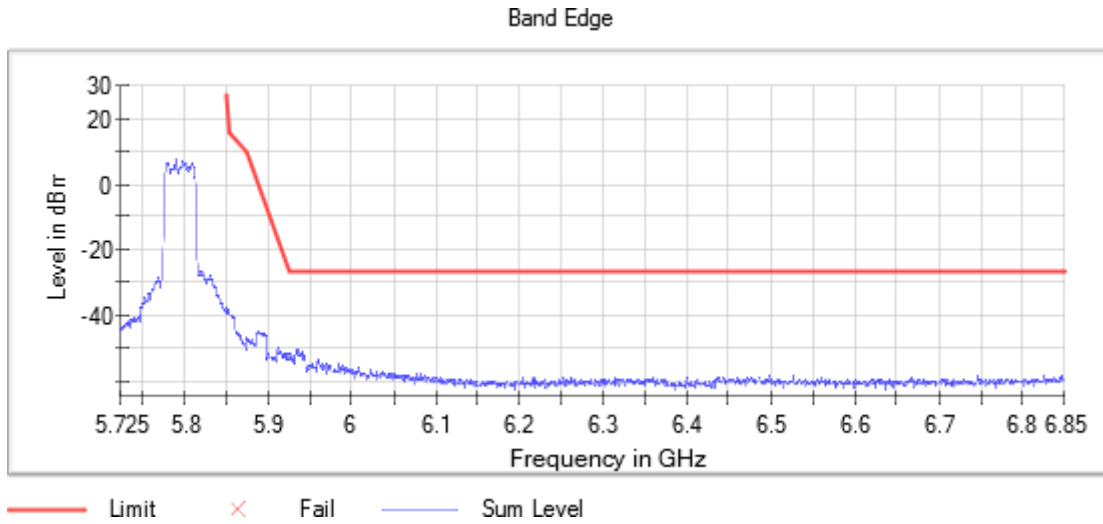
**Tables:**

Spectrum Analyzer Parameters

Frequency(MHz)	Level(dBm)	Margin(dB)	Limit(dBm)	Result
5149.750000	-33.6	6.6	-27.0	PASS
5148.250000	-34.2	7.2	-27.0	PASS
5147.750000	-34.4	7.4	-27.0	PASS
5146.750000	-34.7	7.7	-27.0	PASS
5148.750000	-34.7	7.7	-27.0	PASS
5146.250000	-35.0	8.0	-27.0	PASS
5147.250000	-35.1	8.1	-27.0	PASS
5149.250000	-35.1	8.1	-27.0	PASS
5143.250000	-35.2	8.2	-27.0	PASS
5142.750000	-35.2	8.2	-27.0	PASS
5144.750000	-35.4	8.4	-27.0	PASS
5143.750000	-35.5	8.5	-27.0	PASS
5145.250000	-35.5	8.5	-27.0	PASS
5140.250000	-35.6	8.6	-27.0	PASS
5145.750000	-35.7	8.7	-27.0	PASS

Frequency MHz = 5795.00000 Modulation = 802.11ax HE40 SS1 (OFDMA MCS9)  
 Mode = MIMO CCD Mode 2x2 Measurement Point = 1

**Images:**



**Tables:**

Spectrum Analyzer Parameters

Frequency(MHz)	Level(dBm)	Margin(dB)	Limit(dBm)	Result
5353.750000	-48.3	21.3	-27.0	PASS
5355.250000	-48.5	21.5	-27.0	PASS
5361.750000	-48.5	21.5	-27.0	PASS
5365.250000	-48.6	21.6	-27.0	PASS
5365.750000	-48.6	21.6	-27.0	PASS
5359.750000	-48.7	21.7	-27.0	PASS
5350.250000	-48.8	21.8	-27.0	PASS
5354.750000	-48.8	21.8	-27.0	PASS
5354.250000	-48.8	21.8	-27.0	PASS
5360.250000	-48.9	21.9	-27.0	PASS
5358.250000	-49.0	22.0	-27.0	PASS
5361.250000	-49.1	22.1	-27.0	PASS
5355.750000	-49.1	22.1	-27.0	PASS
5369.250000	-49.1	22.1	-27.0	PASS
5359.250000	-49.2	22.2	-27.0	PASS

Modulation: 802.11ax HE80 SS1 (OFDMA MCS11) – Full RU

**Results**

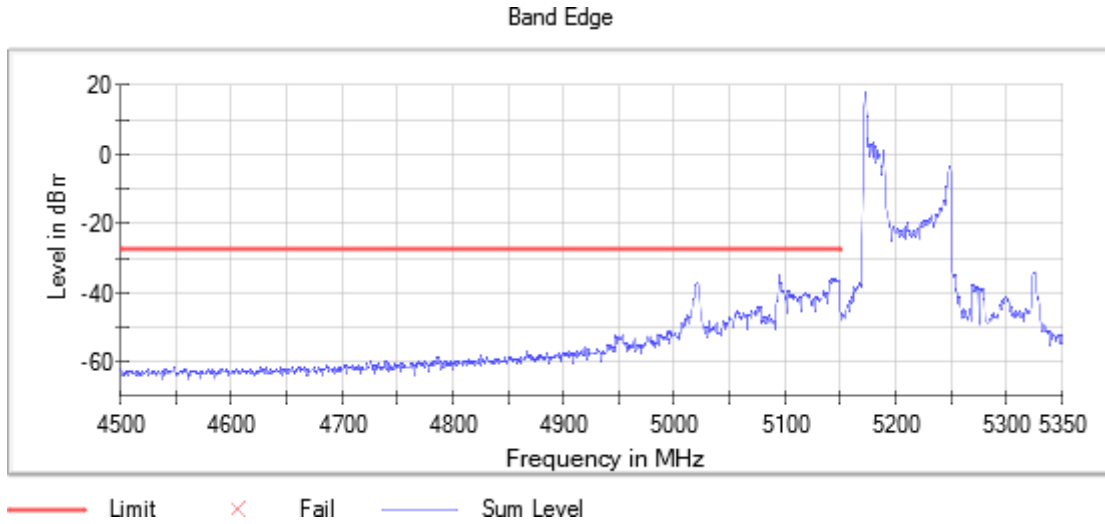
**Verdict**

Pass

**Attachments**

Frequency MHz = 5210.00000 Modulation = 802.11ax HE80 SS1 (OFDMA MCS11)  
 Mode = MIMO CCD Mode 2x2 Measurement Point = 1

**Images:**



**Tables:**

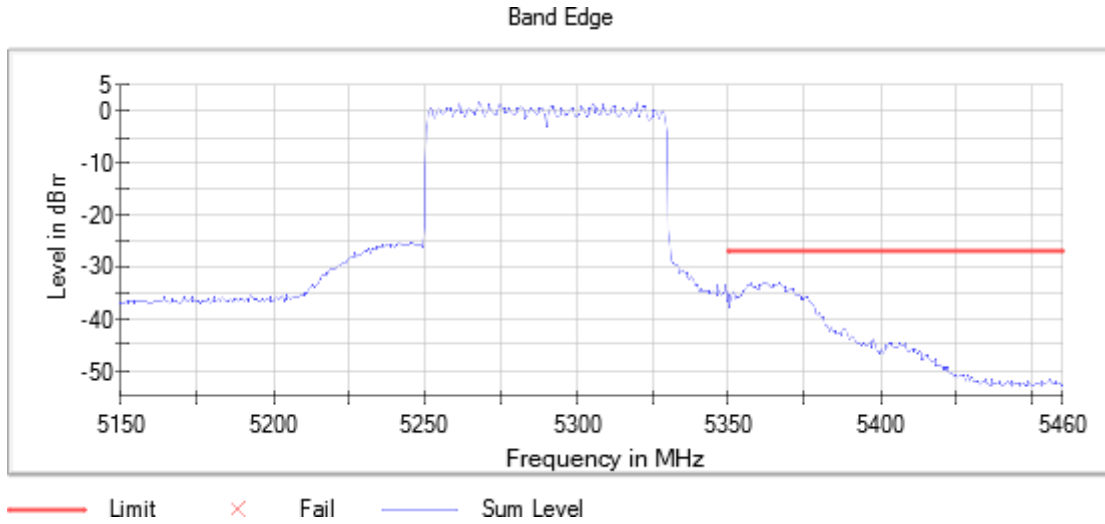
Spectrum Analyzer Parameters

Frequency(MHz)	Level(dBm)	Margin(dB)	Limit(dBm)	Result
5094.250000	-34.5	7.5	-27.0	PASS
5093.750000	-34.7	7.7	-27.0	PASS
5094.750000	-35.0	8.0	-27.0	PASS
5141.250000	-36.1	9.1	-27.0	PASS
5095.250000	-36.1	9.1	-27.0	PASS
5143.750000	-36.2	9.2	-27.0	PASS
5093.250000	-36.2	9.2	-27.0	PASS
5149.750000	-36.2	9.2	-27.0	PASS
5144.250000	-36.3	9.3	-27.0	PASS
5140.750000	-36.3	9.3	-27.0	PASS
5149.250000	-36.4	9.4	-27.0	PASS
5146.250000	-36.4	9.4	-27.0	PASS
5145.750000	-36.4	9.4	-27.0	PASS
5141.750000	-36.5	9.5	-27.0	PASS
5147.250000	-36.5	9.5	-27.0	PASS

**Attachments**

Frequency MHz = 5290.00000 Modulation = 802.11ax HE80 SS1 (OFDMA MCS11)  
 Mode = MIMO CCD Mode 2x2 Measurement Point = 1

**Images:**



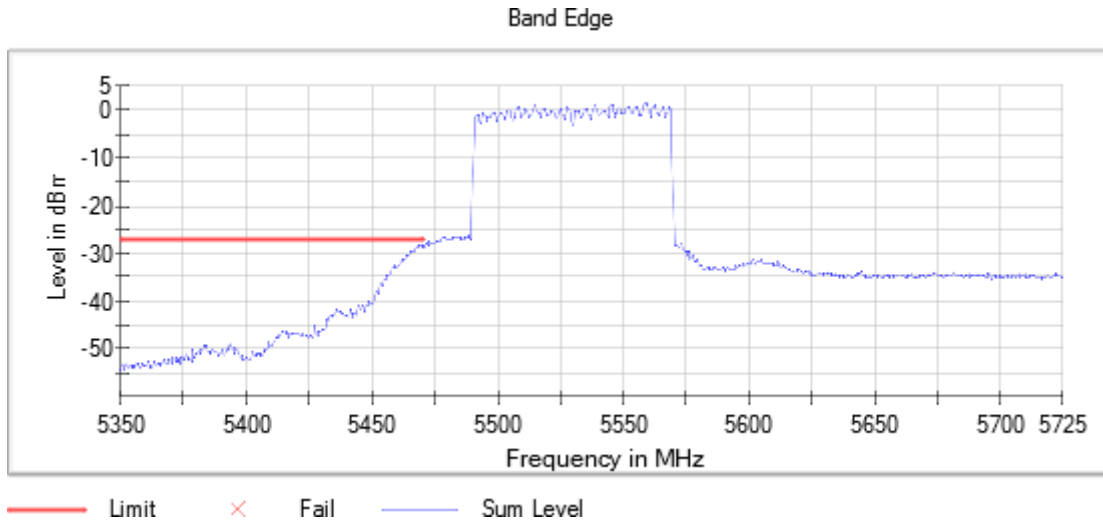
**Tables:**

Spectrum Analyzer Parameters

Frequency(MHz)	Level(dBm)	Margin(dB)	Limit(dBm)	Result
5366.250000	-33.2	6.2	-27.0	PASS
5366.750000	-33.3	6.3	-27.0	PASS
5357.750000	-33.3	6.3	-27.0	PASS
5367.250000	-33.3	6.3	-27.0	PASS
5362.250000	-33.3	6.3	-27.0	PASS
5361.750000	-33.3	6.3	-27.0	PASS
5362.750000	-33.4	6.4	-27.0	PASS
5361.250000	-33.4	6.4	-27.0	PASS
5365.750000	-33.5	6.5	-27.0	PASS
5365.250000	-33.6	6.6	-27.0	PASS
5367.750000	-33.7	6.7	-27.0	PASS
5356.750000	-33.7	6.7	-27.0	PASS
5357.250000	-33.7	6.7	-27.0	PASS
5364.750000	-33.7	6.7	-27.0	PASS
5360.750000	-33.8	6.8	-27.0	PASS

Frequency MHz = 5530.00000 Modulation = 802.11ax HE80 SS1 (OFDMA MCS11)  
 Mode = MIMO CCD Mode 2x2 Measurement Point = 1

**Images:**



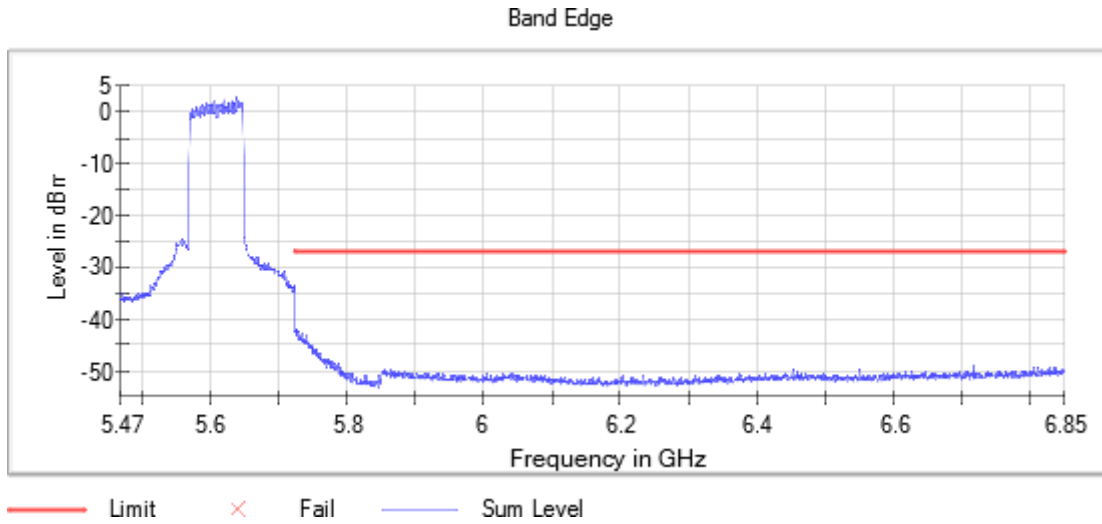
**Tables:**

Spectrum Analyzer Parameters

Frequency(MHz)	Level(dBm)	Margin(dB)	Limit(dBm)	Result
5469.250000	-28.4	1.4	-27.0	PASS
5469.750000	-28.4	1.4	-27.0	PASS
5468.750000	-28.4	1.4	-27.0	PASS
5468.250000	-28.5	1.5	-27.0	PASS
5467.750000	-28.8	1.8	-27.0	PASS
5467.250000	-29.0	2.0	-27.0	PASS
5466.750000	-29.5	2.5	-27.0	PASS
5466.250000	-29.7	2.7	-27.0	PASS
5465.750000	-29.7	2.7	-27.0	PASS
5465.250000	-29.9	2.9	-27.0	PASS
5464.250000	-30.4	3.4	-27.0	PASS
5464.750000	-30.5	3.5	-27.0	PASS
5463.750000	-30.6	3.6	-27.0	PASS
5463.250000	-31.1	4.1	-27.0	PASS
5462.750000	-31.3	4.3	-27.0	PASS

Frequency MHz = 5610.00000 Modulation = 802.11ax HE80 SS1 (OFDMA MCS11)  
 Mode = MIMO CCD Mode 2x2 Measurement Point = 1

**Images:**



**Tables:**

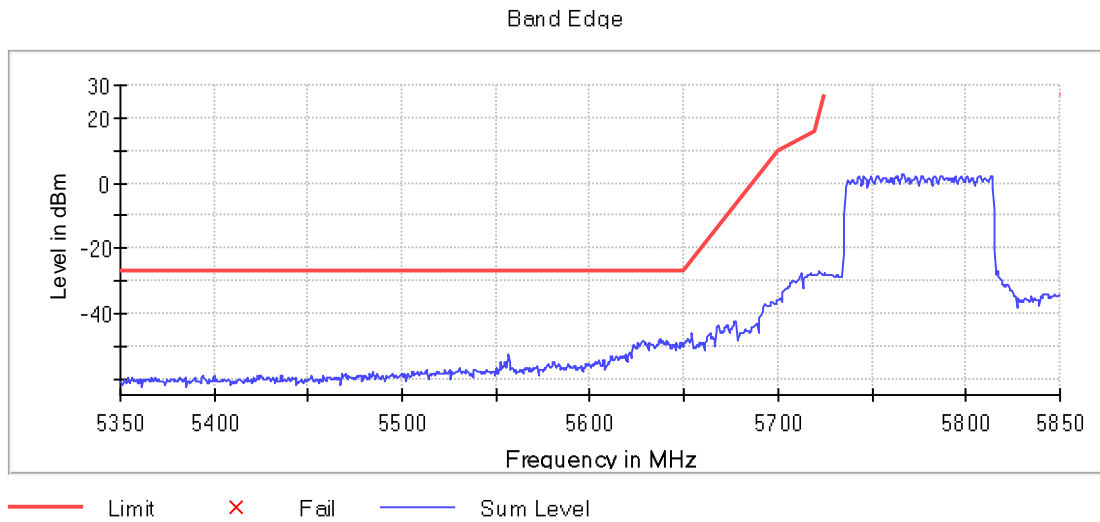
Spectrum Analyzer Parameters

Frequency(MHz)	Level(dBm)	Margin(dB)	Limit(dBm)	Result
5366.250000	-33.2	6.2	-27.0	PASS
5366.750000	-33.3	6.3	-27.0	PASS
5357.750000	-33.3	6.3	-27.0	PASS
5367.250000	-33.3	6.3	-27.0	PASS
5362.250000	-33.3	6.3	-27.0	PASS
5361.750000	-33.3	6.3	-27.0	PASS
5362.750000	-33.4	6.4	-27.0	PASS
5361.250000	-33.4	6.4	-27.0	PASS
5365.750000	-33.5	6.5	-27.0	PASS
5365.250000	-33.6	6.6	-27.0	PASS
5367.750000	-33.7	6.7	-27.0	PASS
5356.750000	-33.7	6.7	-27.0	PASS
5357.250000	-33.7	6.7	-27.0	PASS
5364.750000	-33.7	6.7	-27.0	PASS
5360.750000	-33.8	6.8	-27.0	PASS



Frequency MHz = 5775.00000 Modulation = 802.11ax HE80 SS1 (OFDMA MCS11)  
 Mode = MIMO CCD Mode 2x2 Measurement Point = 1

**Images:**



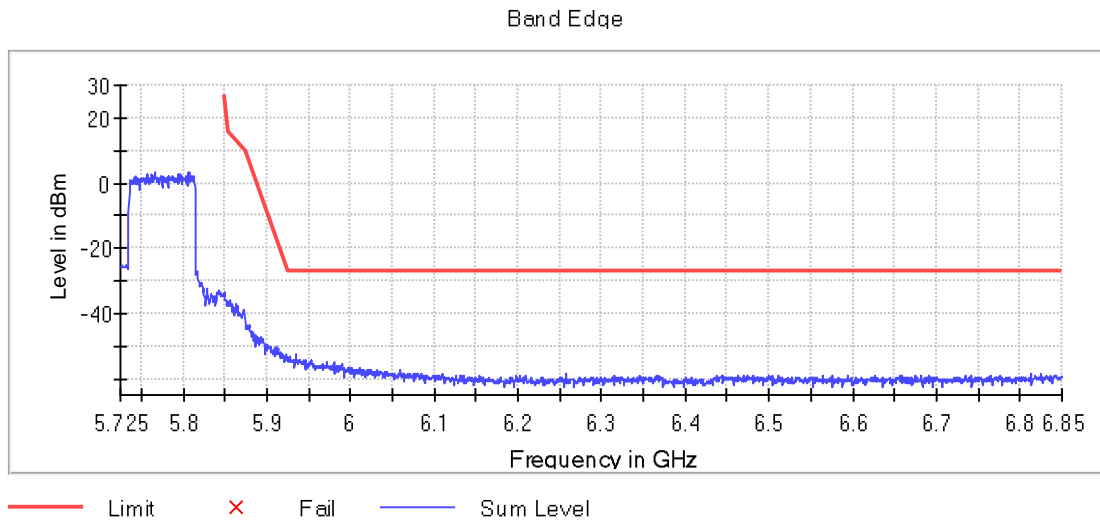
**Tables:**

Spectrum Analyzer Parameters

Frequency(MHz)	Level(dBm)	Margin(dB)	Limit(dBm)	Result
5637.250000	-47.9	20.9	-27.0	PASS
5628.250000	-48.1	21.1	-27.0	PASS
5636.750000	-48.2	21.2	-27.0	PASS
5627.750000	-48.3	21.3	-27.0	PASS
5638.750000	-48.4	21.4	-27.0	PASS
5640.750000	-48.5	21.5	-27.0	PASS
5637.750000	-48.7	21.7	-27.0	PASS
5627.250000	-48.7	21.7	-27.0	PASS
5648.250000	-48.8	21.8	-27.0	PASS
5641.250000	-48.8	21.8	-27.0	PASS
5639.750000	-48.8	21.8	-27.0	PASS
5626.750000	-48.8	21.8	-27.0	PASS
5638.250000	-49.0	22.0	-27.0	PASS
5631.750000	-49.0	22.0	-27.0	PASS
5650.250000	-48.9	22.1	-26.8	PASS

Frequency MHz = 5775.00000 Modulation = 802.11ax HE80 SS1 (OFDMA MCS11)  
 Mode = MIMO CCD Mode 2x2 Measurement Point = 1

**Images:**



**Tables:**

Spectrum Analyzer Parameters

Frequency(MHz)	Level(dBm)	Margin(dB)	Limit(dBm)	Result
5934.750000	-52.8	25.8	-27.0	PASS
5926.750000	-53.4	26.4	-27.0	PASS
5935.250000	-53.4	26.4	-27.0	PASS
5924.250000	-53.2	26.8	-26.4	PASS
5926.250000	-53.8	26.8	-27.0	PASS
5929.750000	-54.1	27.1	-27.0	PASS
5938.250000	-54.1	27.1	-27.0	PASS
5925.250000	-54.1	27.1	-27.0	PASS
5945.750000	-54.2	27.2	-27.0	PASS
5923.750000	-53.3	27.2	-26.1	PASS
5927.750000	-54.3	27.3	-27.0	PASS
5925.750000	-54.3	27.3	-27.0	PASS
5930.250000	-54.3	27.3	-27.0	PASS
5932.750000	-54.3	27.3	-27.0	PASS
5930.750000	-54.3	27.3	-27.0	PASS

Mode: MIMO CCD Mode 2x2

Modulation: 802.11ax HE20 SS1 (OFDMA MCS8) - Partial RU

**Results**

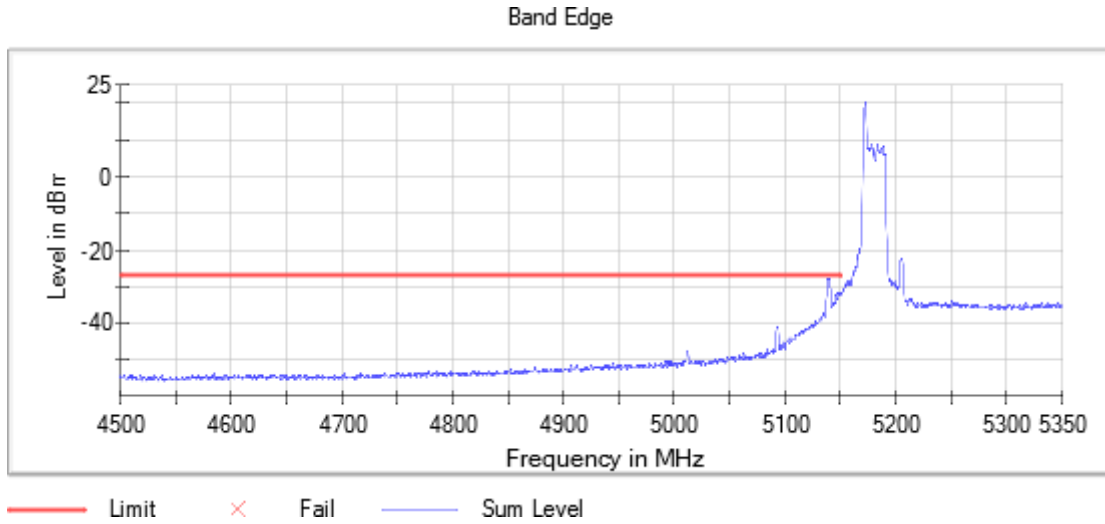
**Verdict**

Pass

**Attachments**

Frequency MHz = 5180.00000 Modulation = 802.11ax HE20 SS1 (OFDMA MCS8)  
 Mode = MIMO CCD Mode 2x2 Measurement Point = 1

**Images:**



**Tables:**

Spectrum Analyzer Parameters

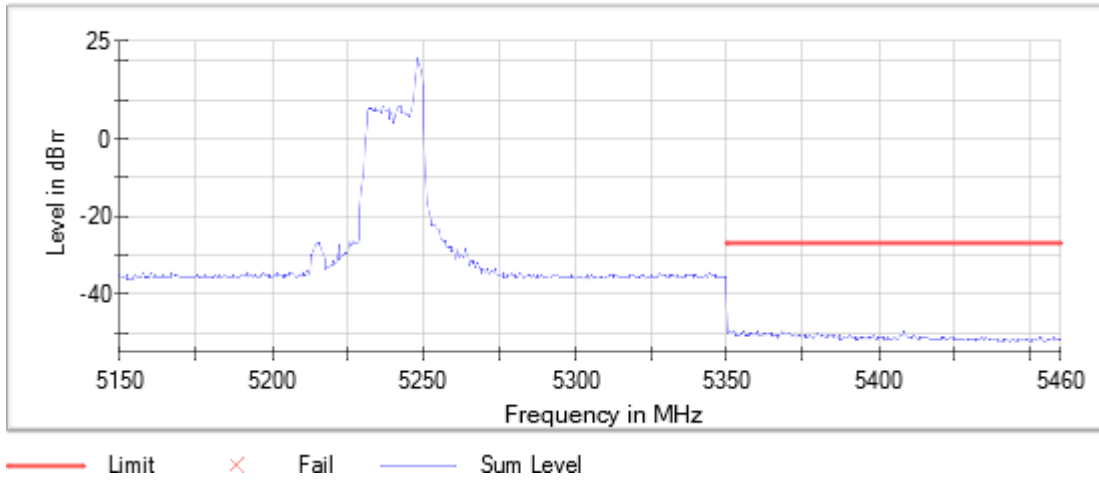
Frequency(MHz)	Level(dBm)	Margin(dB)	Limit(dBm)	Result
5137.250000	-27.6	0.6	-27.0	PASS
5138.250000	-28.0	1.0	-27.0	PASS
5137.750000	-28.2	1.2	-27.0	PASS
5138.750000	-28.4	1.4	-27.0	PASS
5136.750000	-30.0	3.0	-27.0	PASS
5139.250000	-30.2	3.2	-27.0	PASS
5139.750000	-30.8	3.8	-27.0	PASS
5148.750000	-31.7	4.7	-27.0	PASS
5149.250000	-32.0	5.0	-27.0	PASS
5148.250000	-32.0	5.0	-27.0	PASS
5146.250000	-32.1	5.1	-27.0	PASS
5149.750000	-32.1	5.1	-27.0	PASS
5147.750000	-32.5	5.5	-27.0	PASS
5136.250000	-32.5	5.5	-27.0	PASS
5147.250000	-33.1	6.1	-27.0	PASS

**Attachments**

Frequency MHz = 5240.00000 Modulation = 802.11ax HE20 SS1 (OFDMA MCS8)  
 Mode = MIMO CCD Mode 2x2 Measurement Point = 1

**Images:**

Band Edge



**Tables:**

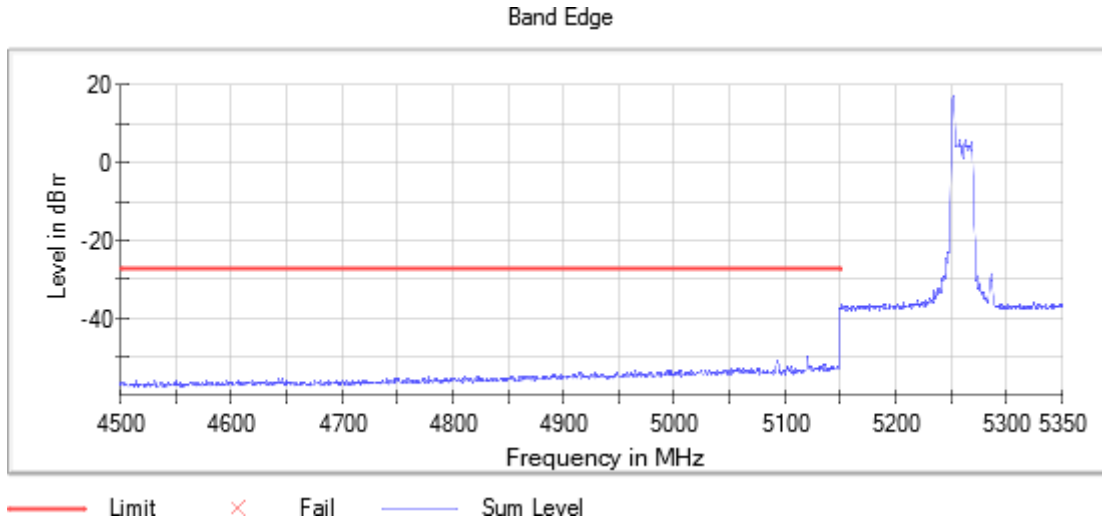
Spectrum Analyzer Parameters

Frequency(MHz)	Level(dBm)	Margin(dB)	Limit(dBm)	Result
5351.250000	-49.3	22.3	-27.0	PASS
5355.750000	-49.4	22.4	-27.0	PASS
5360.250000	-49.5	22.5	-27.0	PASS
5352.250000	-49.5	22.5	-27.0	PASS
5350.250000	-49.5	22.5	-27.0	PASS
5408.250000	-49.6	22.6	-27.0	PASS
5368.250000	-49.7	22.7	-27.0	PASS
5355.250000	-49.8	22.8	-27.0	PASS
5408.750000	-49.8	22.8	-27.0	PASS
5354.750000	-49.8	22.8	-27.0	PASS
5361.750000	-49.9	22.9	-27.0	PASS
5362.750000	-49.9	22.9	-27.0	PASS
5352.750000	-49.9	22.9	-27.0	PASS
5351.750000	-49.9	22.9	-27.0	PASS
5364.250000	-50.0	23.0	-27.0	PASS

**Attachments**

Frequency MHz = 5260.00000 Modulation = 802.11ax HE20 SS1 (OFDMA MCS8)  
 Mode = MIMO CCD Mode 2x2 Measurement Point = 1

**Images:**



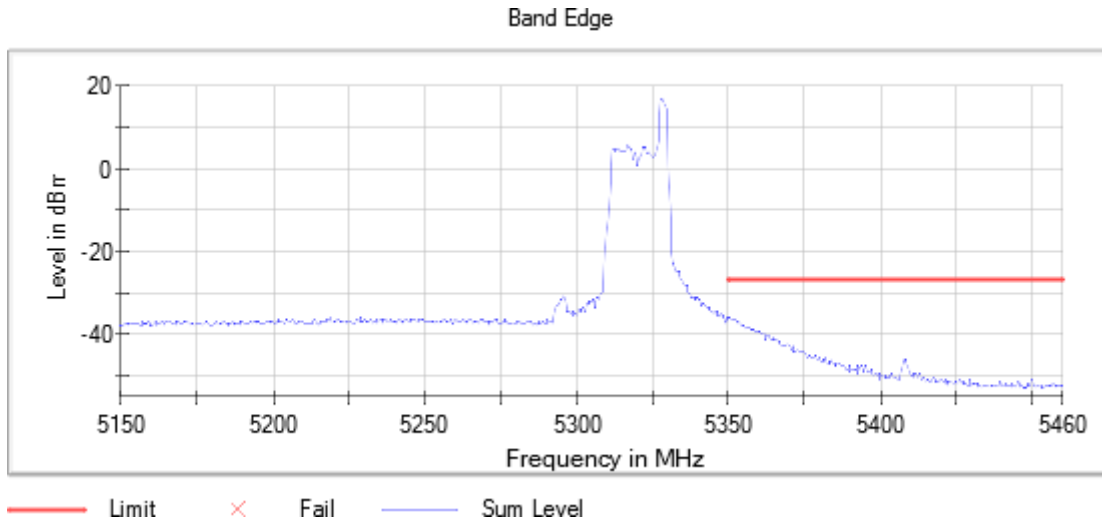
**Tables:**

Spectrum Analyzer Parameters

Frequency(MHz)	Level(dBm)	Margin(dB)	Limit(dBm)	Result
5120.250000	-49.9	22.9	-27.0	PASS
5119.750000	-50.3	23.3	-27.0	PASS
5091.750000	-51.2	24.2	-27.0	PASS
5091.250000	-51.3	24.3	-27.0	PASS
5092.250000	-51.7	24.7	-27.0	PASS
5134.750000	-52.1	25.1	-27.0	PASS
5134.250000	-52.2	25.2	-27.0	PASS
5092.750000	-52.2	25.2	-27.0	PASS
5123.750000	-52.3	25.3	-27.0	PASS
5119.250000	-52.3	25.3	-27.0	PASS
5141.250000	-52.3	25.3	-27.0	PASS
5132.250000	-52.4	25.4	-27.0	PASS
5148.250000	-52.5	25.5	-27.0	PASS
5149.750000	-52.5	25.5	-27.0	PASS
5090.750000	-52.5	25.5	-27.0	PASS

Frequency MHz = 5320.00000 Modulation = 802.11ax HE20 SS1 (OFDMA MCS8)  
 Mode = MIMO CCD Mode 2x2 Measurement Point = 1

**Images:**



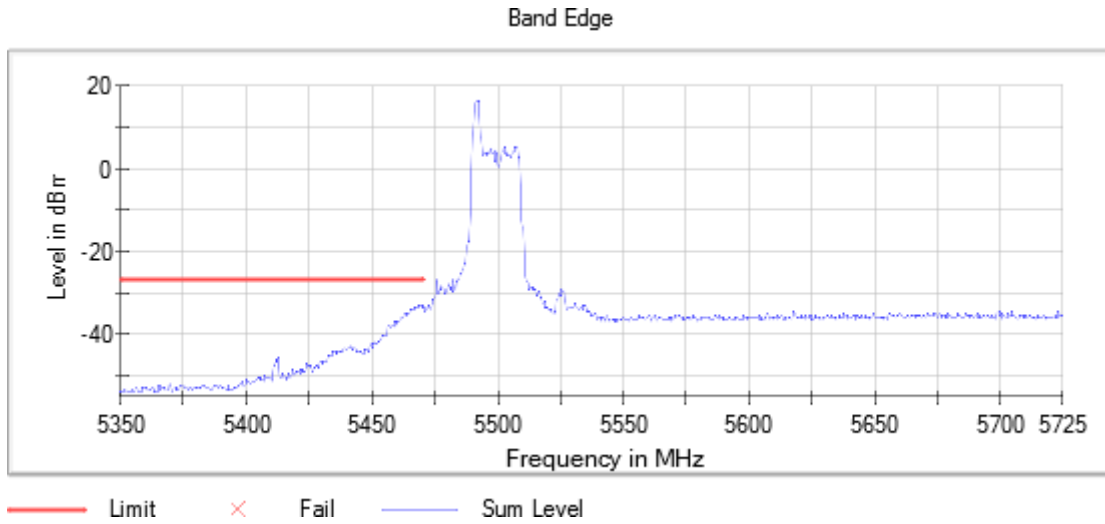
**Tables:**

Spectrum Analyzer Parameters

Frequency(MHz)	Level(dBm)	Margin(dB)	Limit(dBm)	Result
5350.750000	-35.7	8.7	-27.0	PASS
5350.250000	-35.9	8.9	-27.0	PASS
5351.250000	-36.2	9.2	-27.0	PASS
5351.750000	-36.2	9.2	-27.0	PASS
5352.250000	-36.3	9.3	-27.0	PASS
5353.250000	-36.8	9.8	-27.0	PASS
5352.750000	-37.0	10.0	-27.0	PASS
5353.750000	-37.4	10.4	-27.0	PASS
5354.250000	-37.4	10.4	-27.0	PASS
5354.750000	-37.5	10.5	-27.0	PASS
5355.250000	-37.8	10.8	-27.0	PASS
5356.250000	-38.0	11.0	-27.0	PASS
5356.750000	-38.2	11.2	-27.0	PASS
5357.750000	-38.5	11.5	-27.0	PASS
5355.750000	-38.6	11.6	-27.0	PASS

Frequency MHz = 5500.00000 Modulation = 802.11ax HE20 SS1 (OFDMA MCS8)  
 Mode = MIMO CCD Mode 2x2 Measurement Point = 1

**Images:**



**Tables:**

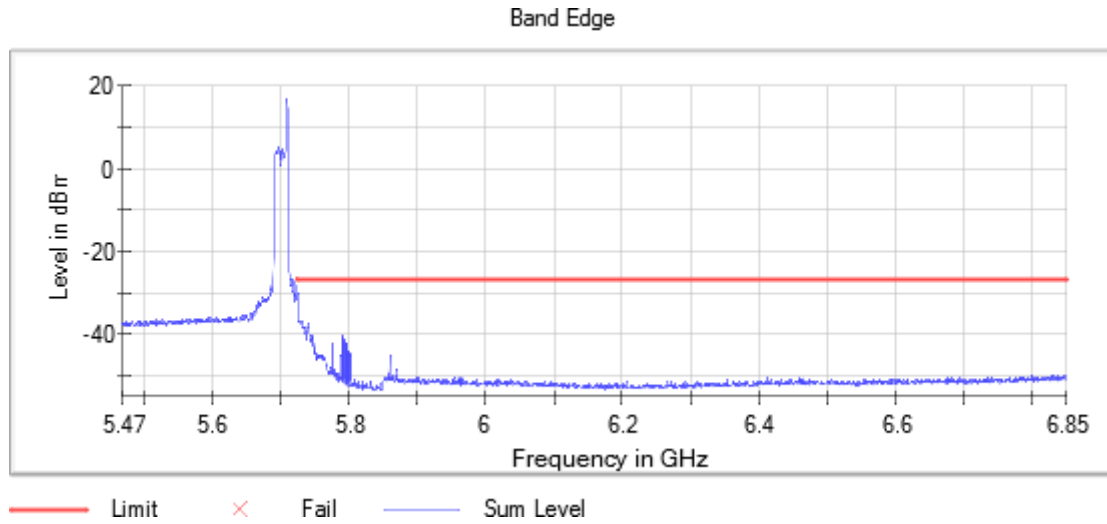
Spectrum Analyzer Parameters

Frequency(MHz)	Level(dBm)	Margin(dB)	Limit(dBm)	Result
5120.250000	-49.9	22.9	-27.0	PASS
5119.750000	-50.3	23.3	-27.0	PASS
5091.750000	-51.2	24.2	-27.0	PASS
5091.250000	-51.3	24.3	-27.0	PASS
5092.250000	-51.7	24.7	-27.0	PASS
5134.750000	-52.1	25.1	-27.0	PASS
5134.250000	-52.2	25.2	-27.0	PASS
5092.750000	-52.2	25.2	-27.0	PASS
5123.750000	-52.3	25.3	-27.0	PASS
5119.250000	-52.3	25.3	-27.0	PASS
5141.250000	-52.3	25.3	-27.0	PASS
5132.250000	-52.4	25.4	-27.0	PASS
5148.250000	-52.5	25.5	-27.0	PASS
5149.750000	-52.5	25.5	-27.0	PASS
5090.750000	-52.5	25.5	-27.0	PASS



Frequency MHz = 5700.00000 Modulation = 802.11ax HE20 SS1 (OFDMA MCS8)  
 Mode = MIMO CCD Mode 2x2 Measurement Point = 1

**Images:**



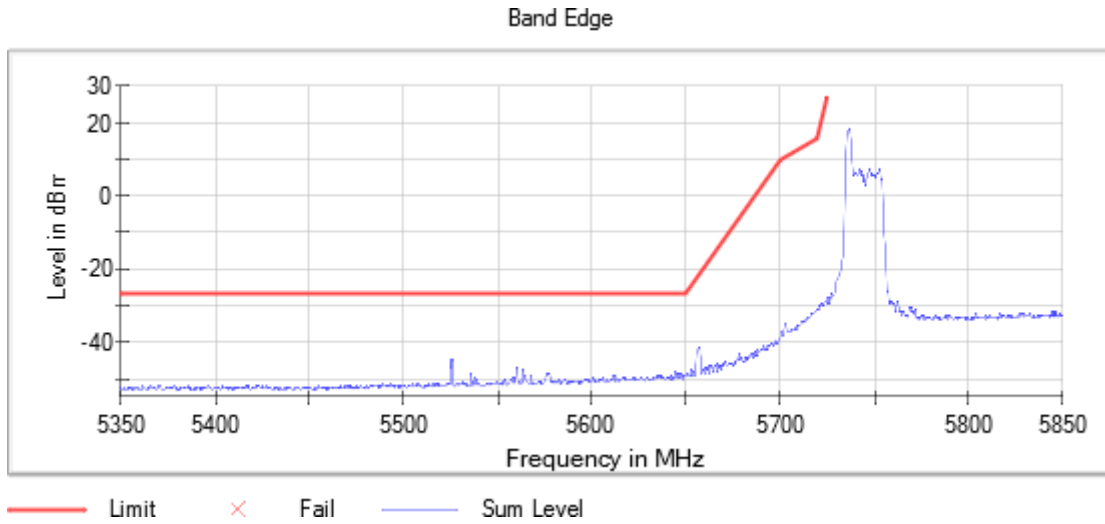
**Tables:**

Spectrum Analyzer Parameters

Frequency(MHz)	Level(dBm)	Margin(dB)	Limit(dBm)	Result
5350.750000	-35.7	8.7	-27.0	PASS
5350.250000	-35.9	8.9	-27.0	PASS
5351.250000	-36.2	9.2	-27.0	PASS
5351.750000	-36.2	9.2	-27.0	PASS
5352.250000	-36.3	9.3	-27.0	PASS
5353.250000	-36.8	9.8	-27.0	PASS
5352.750000	-37.0	10.0	-27.0	PASS
5353.750000	-37.4	10.4	-27.0	PASS
5354.250000	-37.4	10.4	-27.0	PASS
5354.750000	-37.5	10.5	-27.0	PASS
5355.250000	-37.8	10.8	-27.0	PASS
5356.250000	-38.0	11.0	-27.0	PASS
5356.750000	-38.2	11.2	-27.0	PASS
5357.750000	-38.5	11.5	-27.0	PASS
5355.750000	-38.6	11.6	-27.0	PASS

Frequency MHz = 5745.00000 Modulation = 802.11ax HE20 SS1 (OFDMA MCS8)  
 Mode = MIMO CCD Mode 2x2 Measurement Point = 1

**Images:**



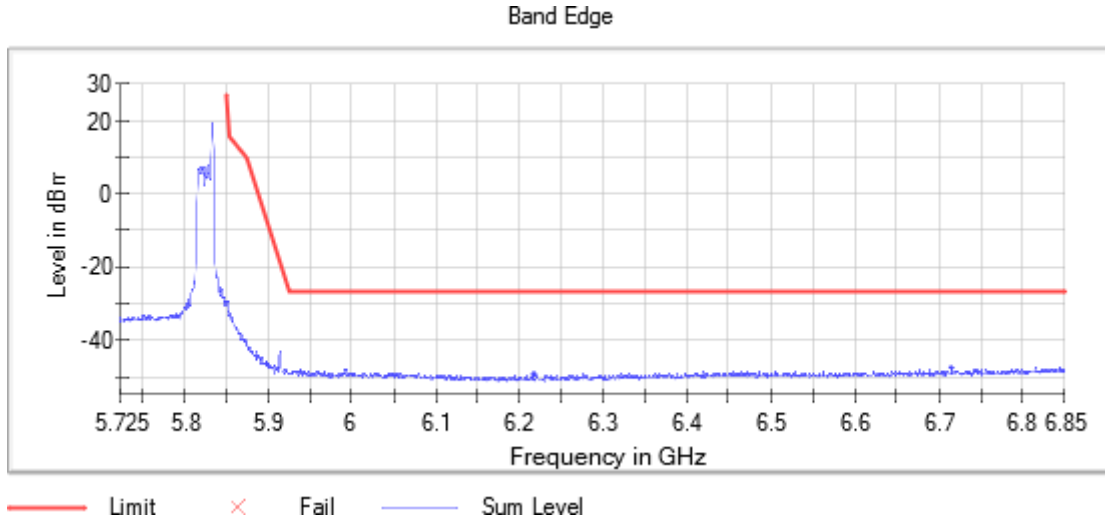
**Tables:**

Spectrum Analyzer Parameters

Frequency(MHz)	Level(dBm)	Margin(dB)	Limit(dBm)	Result
5137.250000	-27.6	0.6	-27.0	PASS
5138.250000	-28.0	1.0	-27.0	PASS
5137.750000	-28.2	1.2	-27.0	PASS
5138.750000	-28.4	1.4	-27.0	PASS
5136.750000	-30.0	3.0	-27.0	PASS
5139.250000	-30.2	3.2	-27.0	PASS
5139.750000	-30.8	3.8	-27.0	PASS
5148.750000	-31.7	4.7	-27.0	PASS
5149.250000	-32.0	5.0	-27.0	PASS
5148.250000	-32.0	5.0	-27.0	PASS
5146.250000	-32.1	5.1	-27.0	PASS
5149.750000	-32.1	5.1	-27.0	PASS
5147.750000	-32.5	5.5	-27.0	PASS
5136.250000	-32.5	5.5	-27.0	PASS
5147.250000	-33.1	6.1	-27.0	PASS

Frequency MHz = 5825.00000 Modulation = 802.11ax HE20 SS1 (OFDMA MCS8)  
 Mode = MIMO CCD Mode 2x2 Measurement Point = 1

**Images:**



**Tables:**

Spectrum Analyzer Parameters

Frequency(MHz)	Level(dBm)	Margin(dB)	Limit(dBm)	Result
5351.250000	-49.3	22.3	-27.0	PASS
5355.750000	-49.4	22.4	-27.0	PASS
5360.250000	-49.5	22.5	-27.0	PASS
5352.250000	-49.5	22.5	-27.0	PASS
5350.250000	-49.5	22.5	-27.0	PASS
5408.250000	-49.6	22.6	-27.0	PASS
5368.250000	-49.7	22.7	-27.0	PASS
5355.250000	-49.8	22.8	-27.0	PASS
5408.750000	-49.8	22.8	-27.0	PASS
5354.750000	-49.8	22.8	-27.0	PASS
5361.750000	-49.9	22.9	-27.0	PASS
5362.750000	-49.9	22.9	-27.0	PASS
5352.750000	-49.9	22.9	-27.0	PASS
5351.750000	-49.9	22.9	-27.0	PASS
5364.250000	-50.0	23.0	-27.0	PASS

Mode: MIMO CCD Mode 2x2

Modulation: 802.11ax HE40 SS1 (OFDMA MCS9) - Partial RU

**Results**

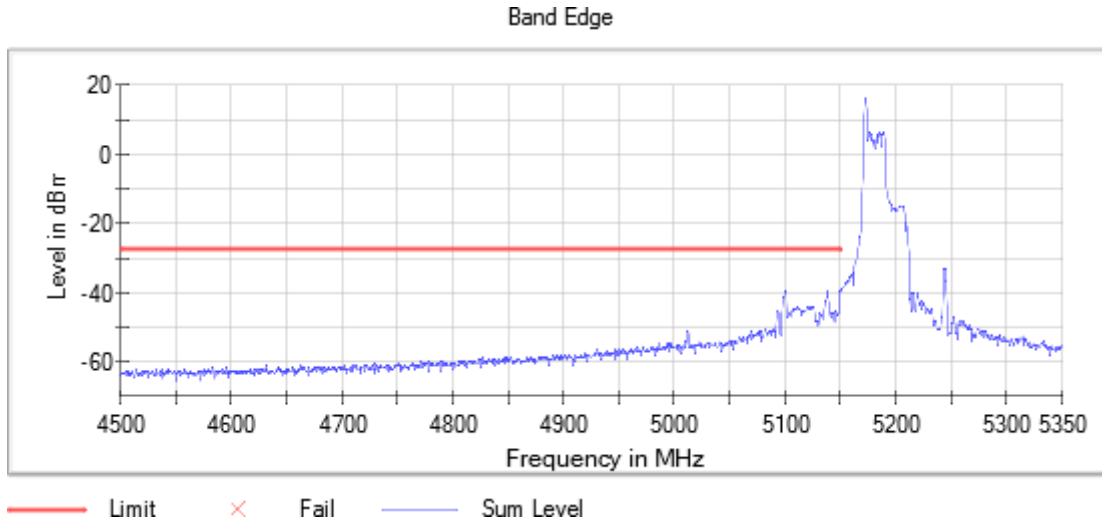
**Verdict**

Pass

**Attachments**

Frequency MHz = 5190.00000 Modulation = 802.11ax HE40 SS1 (OFDMA MCS9)  
 Mode = MIMO CCD Mode 2x2 Measurement Point = 1

**Images:**



**Tables:**

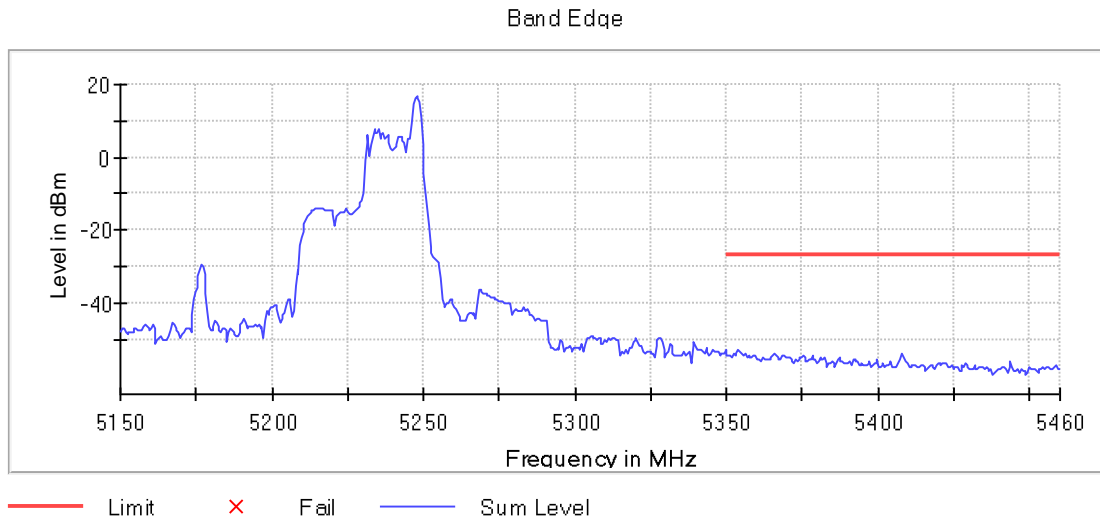
Spectrum Analyzer Parameters

Frequency(MHz)	Level(dBm)	Margin(dB)	Limit(dBm)	Result
5137.250000	-38.9	11.9	-27.0	PASS
5100.750000	-39.6	12.6	-27.0	PASS
5100.250000	-39.8	12.8	-27.0	PASS
5101.250000	-39.9	12.9	-27.0	PASS
5099.750000	-40.0	13.0	-27.0	PASS
5136.750000	-40.2	13.2	-27.0	PASS
5136.250000	-41.0	14.0	-27.0	PASS
5137.750000	-41.2	14.2	-27.0	PASS
5099.250000	-41.4	14.4	-27.0	PASS
5135.750000	-42.2	15.2	-27.0	PASS
5098.750000	-42.3	15.3	-27.0	PASS
5135.250000	-42.7	15.7	-27.0	PASS
5098.250000	-43.3	16.3	-27.0	PASS
5138.250000	-43.3	16.3	-27.0	PASS
5134.750000	-43.7	16.7	-27.0	PASS

**Attachments**

Frequency MHz = 5230.00000 Modulation = 802.11ax HE40 SS1 (OFDMA MCS9)  
 Mode = MIMO CCD Mode 2x2 Measurement Point = 1

**Images:**



**Tables:**

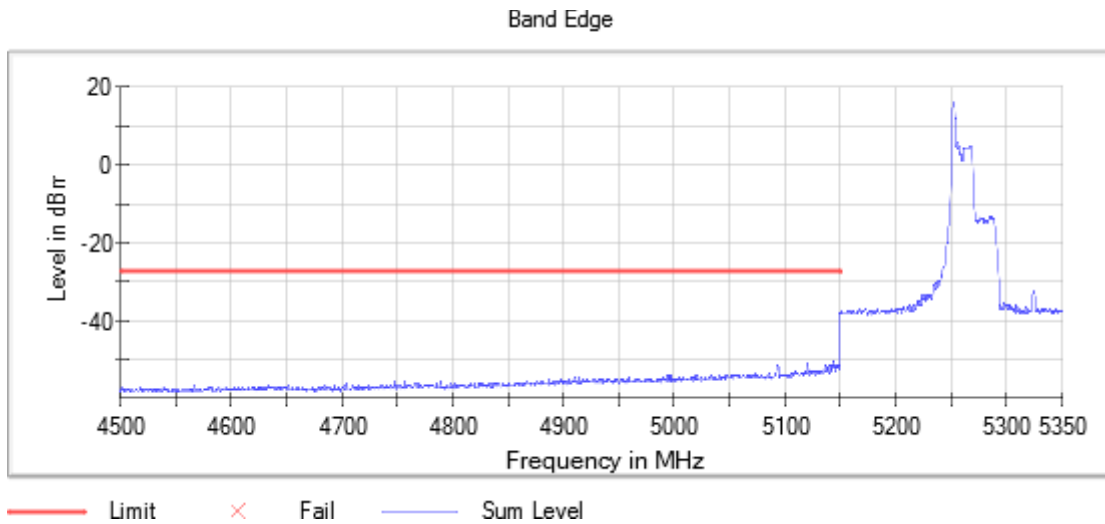
Spectrum Analyzer Parameters

Frequency(MHz)	Level(dBm)	Margin(dB)	Limit(dBm)	Result
5353.750000	-53.0	26.0	-27.0	PASS
5354.250000	-53.2	26.2	-27.0	PASS
5407.750000	-53.7	26.7	-27.0	PASS
5355.250000	-53.8	26.8	-27.0	PASS
5352.250000	-53.8	26.8	-27.0	PASS
5354.750000	-53.9	26.9	-27.0	PASS
5356.250000	-54.1	27.1	-27.0	PASS
5353.250000	-54.1	27.1	-27.0	PASS
5365.750000	-54.1	27.1	-27.0	PASS
5355.750000	-54.1	27.1	-27.0	PASS
5368.750000	-54.1	27.1	-27.0	PASS
5366.250000	-54.2	27.2	-27.0	PASS
5350.250000	-54.3	27.3	-27.0	PASS
5352.750000	-54.3	27.3	-27.0	PASS
5369.250000	-54.3	27.3	-27.0	PASS

**Attachments**

Frequency MHz = 5270.00000 Modulation = 802.11ax HE40 SS1 (OFDMA MCS9)  
 Mode = MIMO CCD Mode 2x2 Measurement Point = 1

**Images:**



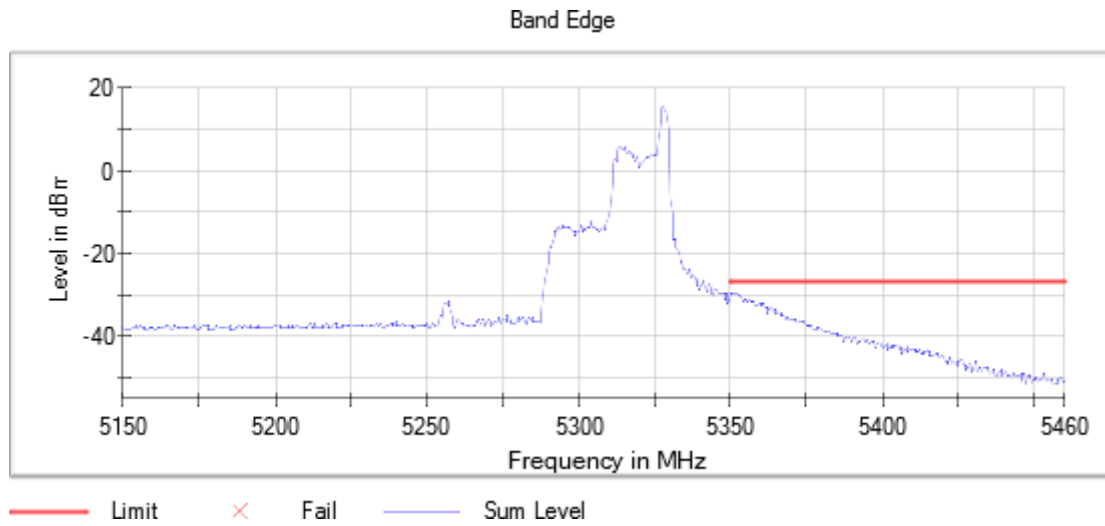
**Tables:**

Spectrum Analyzer Parameters

Frequency(MHz)	Level(dBm)	Margin(dB)	Limit(dBm)	Result
5142.750000	-50.3	23.3	-27.0	PASS
5119.750000	-50.9	23.9	-27.0	PASS
5120.250000	-51.3	24.3	-27.0	PASS
5141.250000	-51.6	24.6	-27.0	PASS
5148.750000	-51.6	24.6	-27.0	PASS
5146.750000	-51.6	24.6	-27.0	PASS
5134.750000	-51.6	24.6	-27.0	PASS
5145.750000	-51.7	24.7	-27.0	PASS
5141.750000	-51.7	24.7	-27.0	PASS
5092.250000	-51.7	24.7	-27.0	PASS
5139.250000	-51.7	24.7	-27.0	PASS
5147.750000	-51.9	24.9	-27.0	PASS
5143.250000	-51.9	24.9	-27.0	PASS
5144.750000	-52.0	25.0	-27.0	PASS
5092.750000	-52.0	25.0	-27.0	PASS

Frequency MHz = 5310.00000 Modulation = 802.11ax HE40 SS1 (OFDMA MCS9)  
 Mode = MIMO CCD Mode 2x2 Measurement Point = 1

**Images:**



**Tables:**

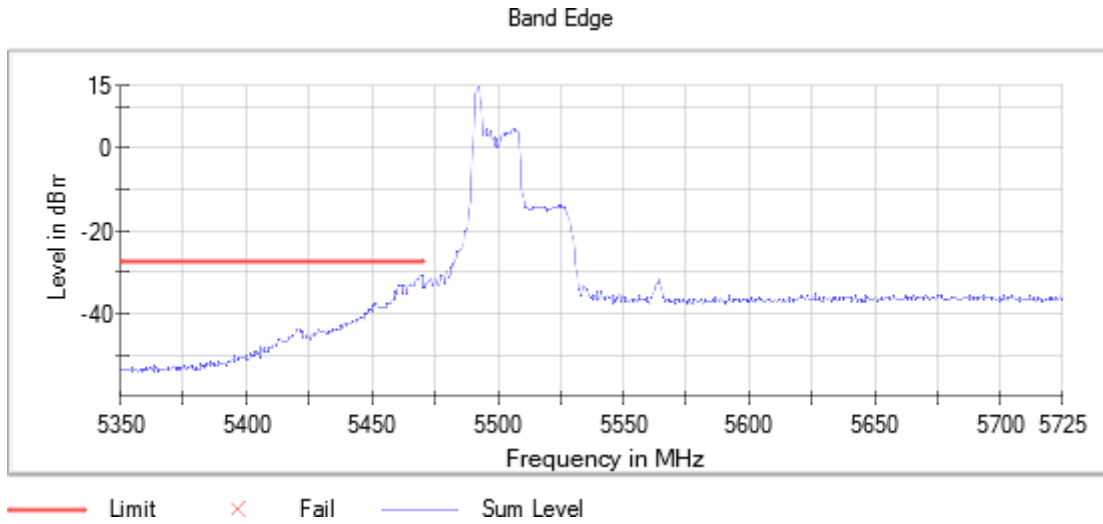
Spectrum Analyzer Parameters

Frequency(MHz)	Level(dBm)	Margin(dB)	Limit(dBm)	Result
5350.750000	-29.5	2.5	-27.0	PASS
5351.250000	-29.6	2.6	-27.0	PASS
5350.250000	-29.6	2.6	-27.0	PASS
5352.250000	-29.8	2.8	-27.0	PASS
5351.750000	-29.8	2.8	-27.0	PASS
5352.750000	-30.1	3.1	-27.0	PASS
5353.250000	-30.2	3.2	-27.0	PASS
5353.750000	-30.6	3.6	-27.0	PASS
5355.250000	-31.1	4.1	-27.0	PASS
5354.750000	-31.2	4.2	-27.0	PASS
5356.250000	-31.3	4.3	-27.0	PASS
5356.750000	-31.3	4.3	-27.0	PASS
5357.250000	-31.4	4.4	-27.0	PASS
5355.750000	-31.4	4.4	-27.0	PASS
5354.250000	-31.5	4.5	-27.0	PASS



Frequency MHz = 5510.00000 Modulation = 802.11ax HE40 SS1 (OFDMA MCS9)  
 Mode = MIMO CCD Mode 2x2 Measurement Point = 1

**Images:**



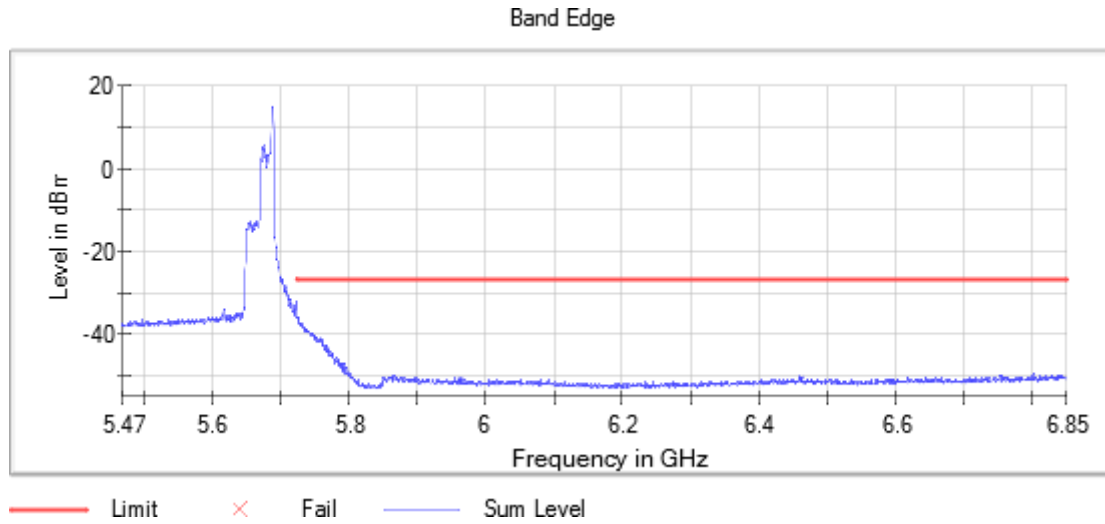
**Tables:**

Spectrum Analyzer Parameters

Frequency(MHz)	Level(dBm)	Margin(dB)	Limit(dBm)	Result
5149.250000	-48.9	21.9	-27.0	PASS
5147.250000	-49.1	22.1	-27.0	PASS
5146.750000	-49.1	22.1	-27.0	PASS
5147.750000	-49.3	22.3	-27.0	PASS
5142.750000	-50.1	23.1	-27.0	PASS
5143.750000	-50.1	23.1	-27.0	PASS
5142.250000	-50.1	23.1	-27.0	PASS
5119.750000	-50.2	23.2	-27.0	PASS
5140.750000	-50.2	23.2	-27.0	PASS
5143.250000	-50.3	23.3	-27.0	PASS
5139.750000	-50.4	23.4	-27.0	PASS
5149.750000	-50.5	23.5	-27.0	PASS
5120.250000	-50.7	23.7	-27.0	PASS
5133.250000	-50.7	23.7	-27.0	PASS
5141.750000	-50.8	23.8	-27.0	PASS

Frequency MHz = 5670.00000 Modulation = 802.11ax HE40 SS1 (OFDMA MCS9)  
 Mode = MIMO CCD Mode 2x2 Measurement Point = 1

**Images:**



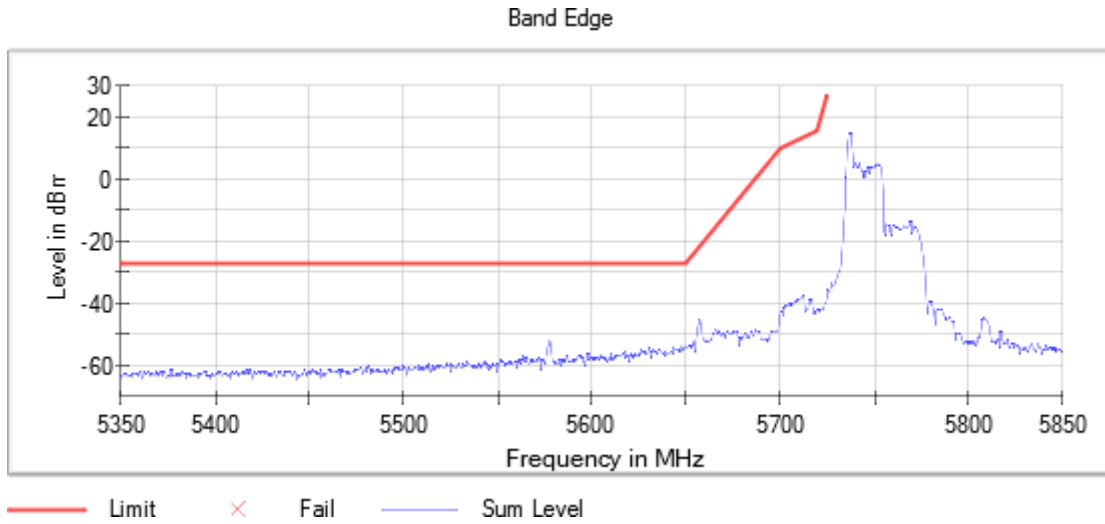
**Tables:**

Spectrum Analyzer Parameters

Frequency(MHz)	Level(dBm)	Margin(dB)	Limit(dBm)	Result
5725.250000	-35.2	8.2	-27.0	PASS
5725.750000	-35.7	8.7	-27.0	PASS
5726.250000	-35.8	8.8	-27.0	PASS
5726.750000	-35.9	8.9	-27.0	PASS
5727.250000	-36.2	9.2	-27.0	PASS
5728.250000	-36.3	9.3	-27.0	PASS
5728.750000	-36.8	9.8	-27.0	PASS
5729.750000	-37.2	10.2	-27.0	PASS
5731.750000	-37.3	10.3	-27.0	PASS
5730.250000	-37.4	10.4	-27.0	PASS
5729.250000	-37.4	10.4	-27.0	PASS
5730.750000	-37.5	10.5	-27.0	PASS
5727.750000	-37.5	10.5	-27.0	PASS
5734.250000	-37.5	10.5	-27.0	PASS
5731.250000	-37.9	10.9	-27.0	PASS

Frequency MHz = 5755.00000 Modulation = 802.11ax HE40 SS1 (OFDMA MCS9)  
 Mode = MIMO CCD Mode 2x2 Measurement Point = 1

**Images:**



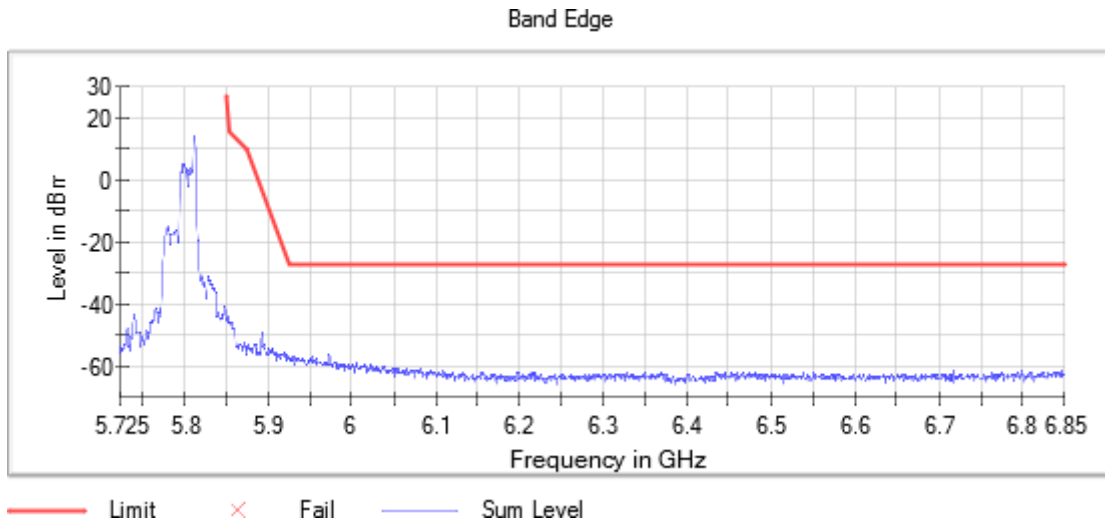
**Tables:**

Spectrum Analyzer Parameters

Frequency(MHz)	Level(dBm)	Margin(dB)	Limit(dBm)	Result
5137.250000	-38.9	11.9	-27.0	PASS
5100.750000	-39.6	12.6	-27.0	PASS
5100.250000	-39.8	12.8	-27.0	PASS
5101.250000	-39.9	12.9	-27.0	PASS
5099.750000	-40.0	13.0	-27.0	PASS
5136.750000	-40.2	13.2	-27.0	PASS
5136.250000	-41.0	14.0	-27.0	PASS
5137.750000	-41.2	14.2	-27.0	PASS
5099.250000	-41.4	14.4	-27.0	PASS
5135.750000	-42.2	15.2	-27.0	PASS
5098.750000	-42.3	15.3	-27.0	PASS
5135.250000	-42.7	15.7	-27.0	PASS
5098.250000	-43.3	16.3	-27.0	PASS
5138.250000	-43.3	16.3	-27.0	PASS
5134.750000	-43.7	16.7	-27.0	PASS

Frequency MHz = 5795.00000 Modulation = 802.11ax HE40 SS1 (OFDMA MCS9)  
 Mode = MIMO CCD Mode 2x2 Measurement Point = 1

**Images:**



**Tables:**

Spectrum Analyzer Parameters

Frequency(MHz)	Level(dBm)	Margin(dB)	Limit(dBm)	Result
5353.750000	-53.0	26.0	-27.0	PASS
5354.250000	-53.2	26.2	-27.0	PASS
5407.750000	-53.7	26.7	-27.0	PASS
5355.250000	-53.8	26.8	-27.0	PASS
5352.250000	-53.8	26.8	-27.0	PASS
5354.750000	-53.9	26.9	-27.0	PASS
5356.250000	-54.1	27.1	-27.0	PASS
5353.250000	-54.1	27.1	-27.0	PASS
5365.750000	-54.1	27.1	-27.0	PASS
5355.750000	-54.1	27.1	-27.0	PASS
5368.750000	-54.1	27.1	-27.0	PASS
5366.250000	-54.2	27.2	-27.0	PASS
5350.250000	-54.3	27.3	-27.0	PASS
5352.750000	-54.3	27.3	-27.0	PASS
5369.250000	-54.3	27.3	-27.0	PASS

Mode: MIMO CCD Mode 2x2

Modulation: 802.11ax HE80 SS1 (OFDMA MCS11) - Partial RU

***Results***

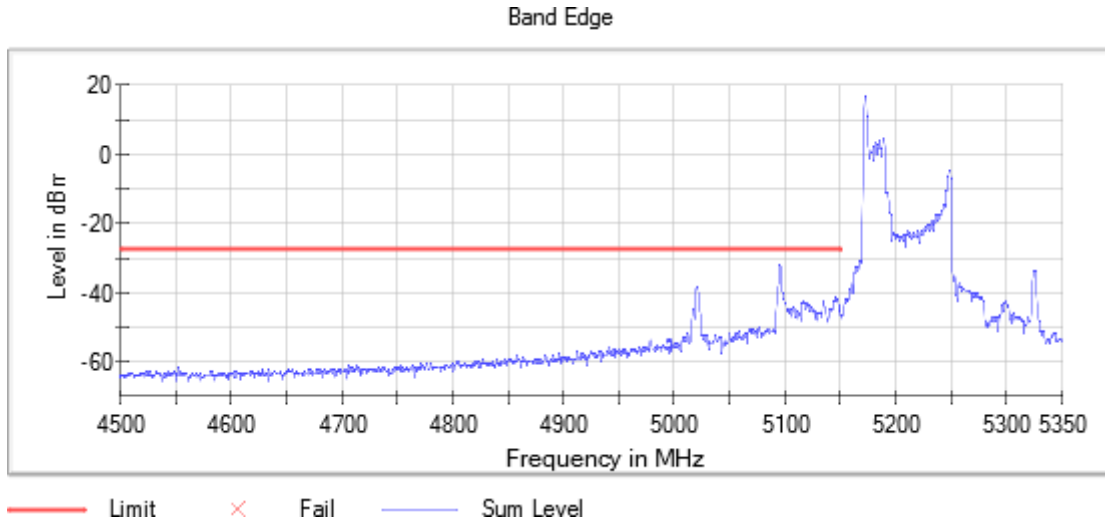
***Verdict***

Pass

**Attachments**

Frequency MHz = 5210.00000 Modulation = 802.11ax HE80 SS1 (OFDMA MCS11)  
 Mode = MIMO CCD Mode 2x2 Measurement Point = 1

**Images:**



**Tables:**

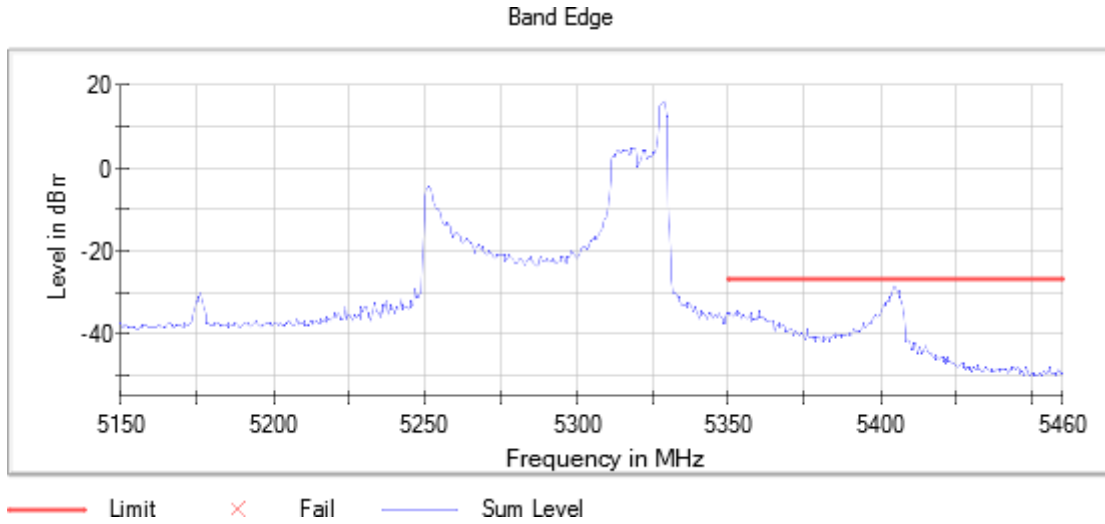
Spectrum Analyzer Parameters

Frequency(MHz)	Level(dBm)	Margin(dB)	Limit(dBm)	Result
5095.750000	-31.6	4.6	-27.0	PASS
5095.250000	-31.8	4.8	-27.0	PASS
5096.250000	-32.5	5.5	-27.0	PASS
5094.750000	-33.6	6.6	-27.0	PASS
5096.750000	-34.3	7.3	-27.0	PASS
5094.250000	-36.2	9.2	-27.0	PASS
5093.750000	-37.2	10.2	-27.0	PASS
5093.250000	-37.2	10.2	-27.0	PASS
5092.750000	-37.5	10.5	-27.0	PASS
5097.250000	-37.6	10.6	-27.0	PASS
5020.250000	-38.2	11.2	-27.0	PASS
5019.750000	-38.2	11.2	-27.0	PASS
5092.250000	-38.7	11.7	-27.0	PASS
5020.750000	-38.8	11.8	-27.0	PASS
5019.250000	-39.0	12.0	-27.0	PASS

**Attachments**

Frequency MHz = 5290.00000 Modulation = 802.11ax HE80 SS1 (OFDMA MCS11)  
 Mode = MIMO CCD Mode 2x2 Measurement Point = 1

**Images:**



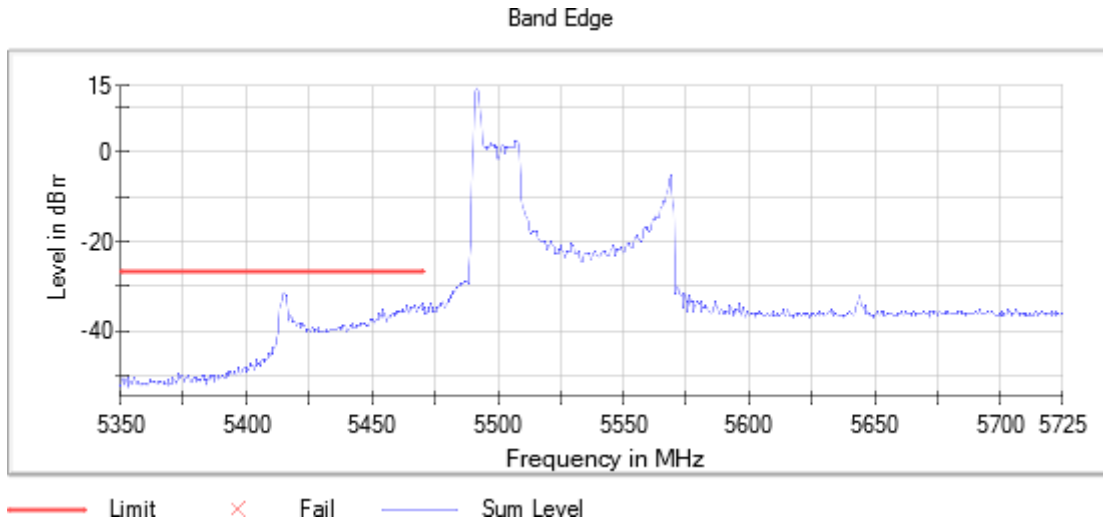
**Tables:**

Spectrum Analyzer Parameters

Frequency(MHz)	Level(dBm)	Margin(dB)	Limit(dBm)	Result
5404.750000	-28.4	1.4	-27.0	PASS
5405.250000	-29.1	2.1	-27.0	PASS
5406.250000	-29.6	2.6	-27.0	PASS
5405.750000	-30.0	3.0	-27.0	PASS
5404.250000	-30.1	3.1	-27.0	PASS
5403.750000	-30.7	3.7	-27.0	PASS
5406.750000	-31.2	4.2	-27.0	PASS
5403.250000	-31.3	4.3	-27.0	PASS
5402.750000	-31.9	4.9	-27.0	PASS
5402.250000	-32.0	5.0	-27.0	PASS
5407.250000	-32.6	5.6	-27.0	PASS
5401.250000	-32.7	5.7	-27.0	PASS
5401.750000	-33.0	6.0	-27.0	PASS
5400.750000	-33.4	6.4	-27.0	PASS
5353.250000	-34.2	7.2	-27.0	PASS

Frequency MHz = 5530.00000 Modulation = 802.11ax HE80 SS1 (OFDMA MCS11)  
 Mode = MIMO CCD Mode 2x2 Measurement Point = 1

**Images:**



**Tables:**

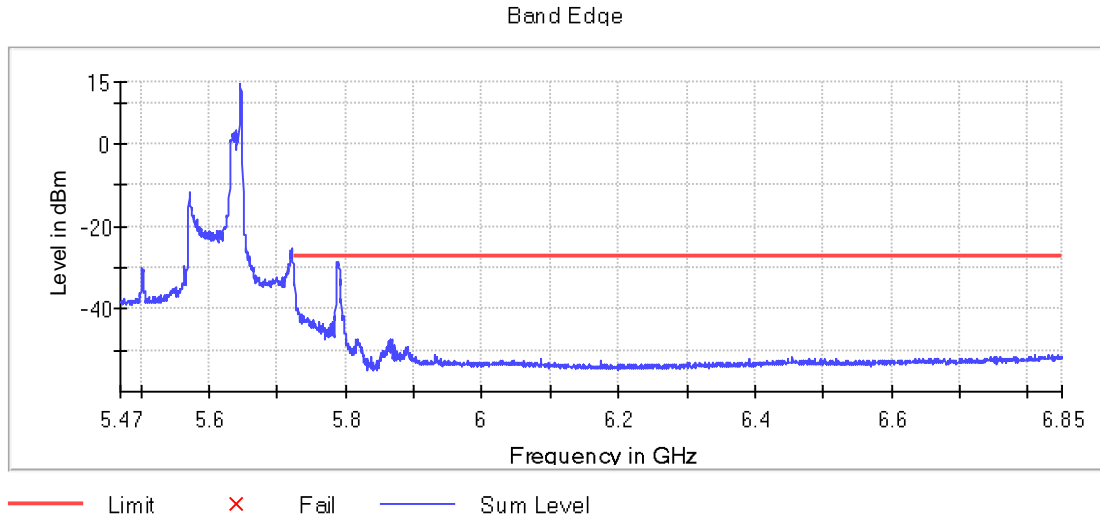
Spectrum Analyzer Parameters

Frequency(MHz)	Level(dBm)	Margin(dB)	Limit(dBm)	Result
5414.750000	-31.4	4.4	-27.0	PASS
5415.750000	-32.2	5.2	-27.0	PASS
5415.250000	-32.2	5.2	-27.0	PASS
5414.250000	-32.3	5.3	-27.0	PASS
5413.750000	-33.2	6.2	-27.0	PASS
5416.250000	-33.6	6.6	-27.0	PASS
5469.750000	-34.2	7.2	-27.0	PASS
5469.250000	-34.3	7.3	-27.0	PASS
5464.250000	-34.5	7.5	-27.0	PASS
5466.750000	-34.6	7.6	-27.0	PASS
5468.250000	-34.7	7.7	-27.0	PASS
5468.750000	-34.8	7.8	-27.0	PASS
5467.250000	-34.8	7.8	-27.0	PASS
5465.750000	-34.9	7.9	-27.0	PASS
5466.250000	-34.9	7.9	-27.0	PASS



Frequency MHz = 5610.00000 Modulation = 802.11ax HE80 SS1 (OFDMA MCS11)  
 Mode = MIMO CCD Mode 2x2 Measurement Point = 1

**Images:**



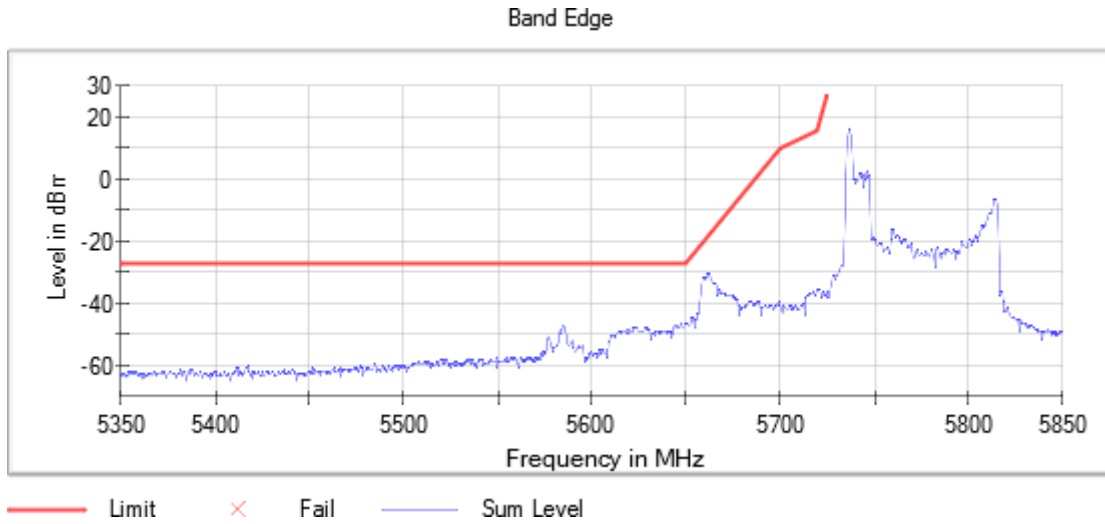
**Tables:**

Spectrum Analyzer Parameters

Frequency(MHz)	Level(dBm)	Margin(dB)	Limit(dBm)	Result
5788.750000	-28.4	1.4	-27.0	PASS
5788.250000	-28.6	1.6	-27.0	PASS
5789.250000	-28.7	1.7	-27.0	PASS
5787.750000	-28.7	1.7	-27.0	PASS
5790.250000	-29.3	2.3	-27.0	PASS
5789.750000	-29.3	2.3	-27.0	PASS
5787.250000	-29.7	2.7	-27.0	PASS
5790.750000	-30.0	3.0	-27.0	PASS
5791.250000	-30.6	3.6	-27.0	PASS
5791.750000	-31.3	4.3	-27.0	PASS
5786.750000	-32.4	5.4	-27.0	PASS
5792.750000	-33.0	6.0	-27.0	PASS
5725.750000	-33.6	6.6	-27.0	PASS
5725.250000	-34.0	7.0	-27.0	PASS
5792.250000	-34.2	7.2	-27.0	PASS

Frequency MHz = 5775.00000 Modulation = 802.11ax HE80 SS1 (OFDMA MCS11)  
 Mode = MIMO CCD Mode 2x2 Measurement Point = 1

**Images:**



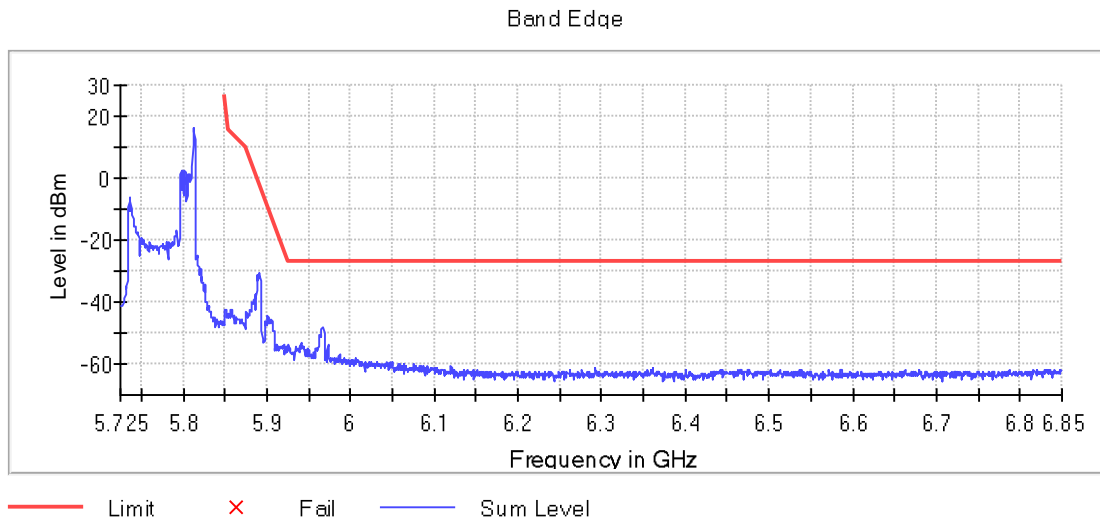
**Tables:**

Spectrum Analyzer Parameters

Frequency(MHz)	Level(dBm)	Margin(dB)	Limit(dBm)	Result
5095.750000	-31.6	4.6	-27.0	PASS
5095.250000	-31.8	4.8	-27.0	PASS
5096.250000	-32.5	5.5	-27.0	PASS
5094.750000	-33.6	6.6	-27.0	PASS
5096.750000	-34.3	7.3	-27.0	PASS
5094.250000	-36.2	9.2	-27.0	PASS
5093.750000	-37.2	10.2	-27.0	PASS
5093.250000	-37.2	10.2	-27.0	PASS
5092.750000	-37.5	10.5	-27.0	PASS
5097.250000	-37.6	10.6	-27.0	PASS
5020.250000	-38.2	11.2	-27.0	PASS
5019.750000	-38.2	11.2	-27.0	PASS
5092.250000	-38.7	11.7	-27.0	PASS
5020.750000	-38.8	11.8	-27.0	PASS
5019.250000	-39.0	12.0	-27.0	PASS

Frequency MHz = 5775.00000 Modulation = 802.11ax HE80 SS1 (OFDMA MCS11)  
 Mode = MIMO CCD Mode 2x2 Measurement Point = 1

**Images:**



**Tables:**

Spectrum Analyzer Parameters

Frequency(MHz)	Level(dBm)	Margin(dB)	Limit(dBm)	Result
5966.250000	-48.1	21.1	-27.0	PASS
5966.750000	-48.1	21.1	-27.0	PASS
5967.250000	-48.2	21.2	-27.0	PASS
5967.750000	-48.4	21.4	-27.0	PASS
5965.750000	-48.9	21.9	-27.0	PASS
5965.250000	-49.9	22.9	-27.0	PASS
5968.250000	-50.3	23.3	-27.0	PASS
5963.750000	-50.4	23.4	-27.0	PASS
5964.250000	-50.6	23.6	-27.0	PASS
5963.250000	-50.7	23.7	-27.0	PASS
5964.750000	-51.1	24.1	-27.0	PASS
5962.750000	-52.5	25.5	-27.0	PASS
5940.750000	-53.4	26.4	-27.0	PASS
5926.250000	-53.7	26.7	-27.0	PASS
5973.250000	-53.8	26.8	-27.0	PASS

Mode: MIMO CCD Mode 2x2

Modulation: 802.11ac VHT20 SS1 (OFDM MCS8) Beamforming

**Results**

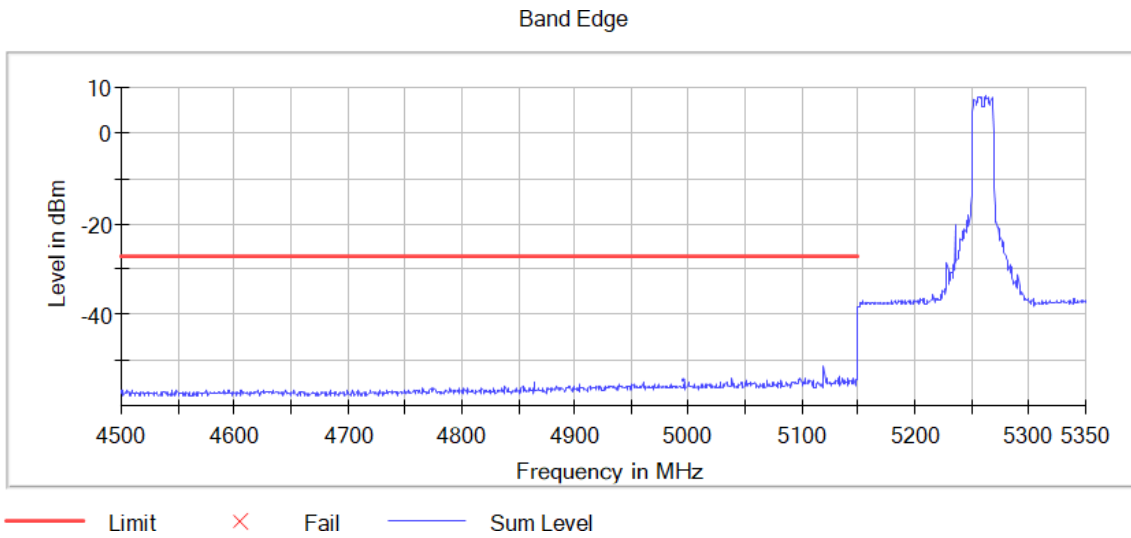
**Verdict**

Pass

**Attachments**

Frequency MHz = 5260.00000      Modulation = 802.11ac VHT20 SS1 (OFDM MCS8)  
 Mode = MIMO CCD Mode 2x2      Measurement Point = 1

**Images:**



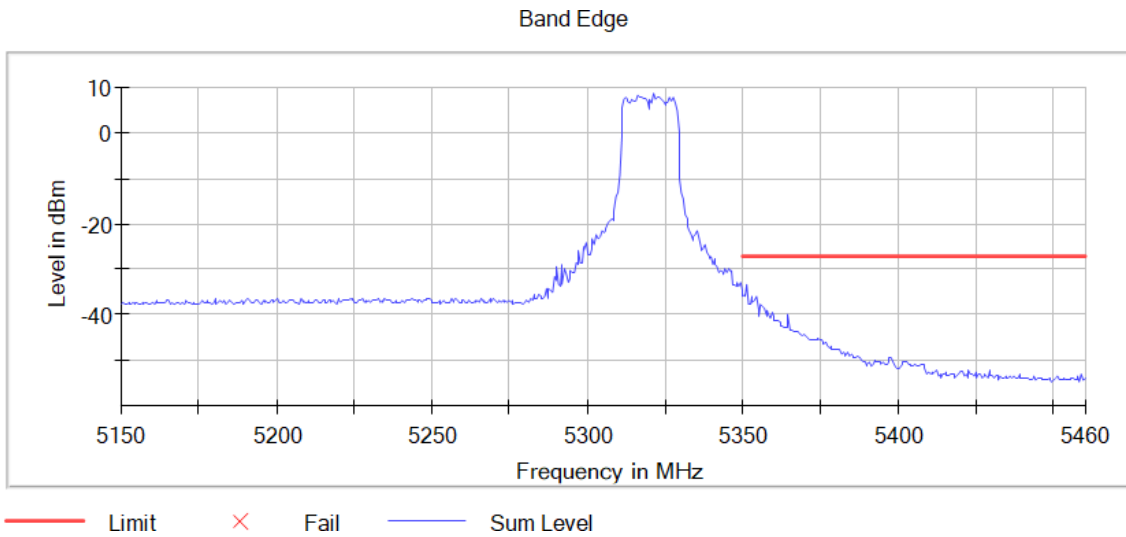
**Tables:**

Spectrum Analyzer Parameters

Frequency(MHz)	Level(dBm)	Margin(dB)	Limit(dBm)	Result
5120.250000	-51.3	24.3	-27.0	PASS
5119.750000	-51.4	24.4	-27.0	PASS
5133.250000	-53.2	26.2	-27.0	PASS
5149.250000	-53.5	26.5	-27.0	PASS
5122.750000	-53.9	26.9	-27.0	PASS
5098.250000	-53.9	26.9	-27.0	PASS
5038.250000	-54.0	27.0	-27.0	PASS
5131.750000	-54.0	27.0	-27.0	PASS
5099.250000	-54.0	27.0	-27.0	PASS
5103.250000	-54.0	27.0	-27.0	PASS
5146.250000	-54.0	27.0	-27.0	PASS
5140.750000	-54.1	27.1	-27.0	PASS
5135.750000	-54.1	27.1	-27.0	PASS
5138.750000	-54.1	27.1	-27.0	PASS
5141.250000	-54.1	27.1	-27.0	PASS

Frequency MHz = 5320.00000      Modulation = 802.11ac VHT20 SS1 (OFDM MCS8)  
 Mode = MIMO CCD Mode 2x2      Measurement Point = 1

**Images:**



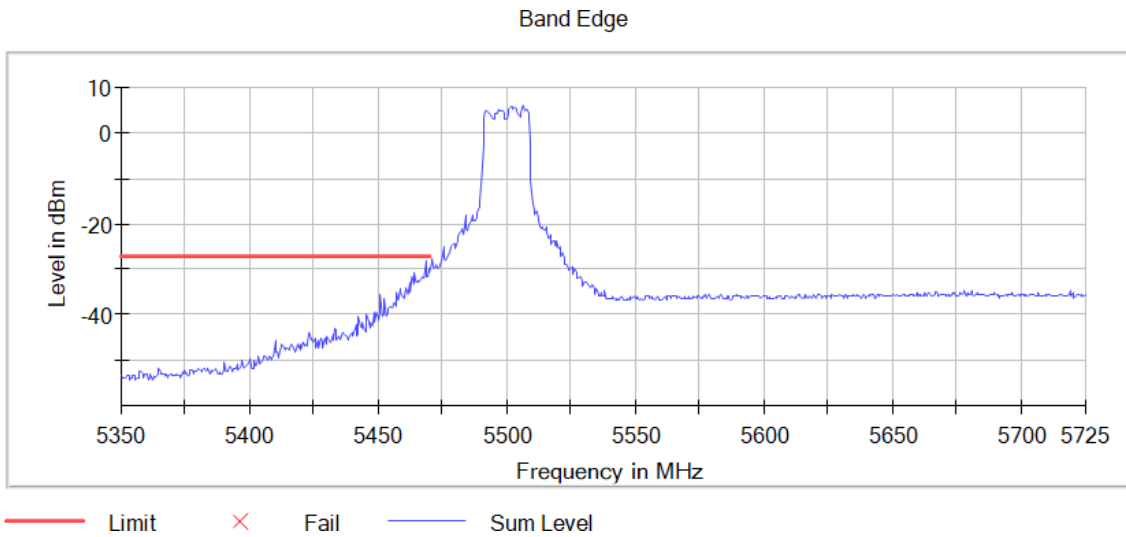
**Tables:**

Spectrum Analyzer Parameters

Frequency(MHz)	Level(dBm)	Margin(dB)	Limit(dBm)	Result
5351.250000	-33.5	6.5	-27.0	PASS
5350.250000	-35.4	8.4	-27.0	PASS
5352.750000	-35.9	8.9	-27.0	PASS
5350.750000	-36.0	9.0	-27.0	PASS
5354.250000	-36.1	9.1	-27.0	PASS
5353.750000	-36.7	9.7	-27.0	PASS
5353.250000	-37.4	10.4	-27.0	PASS
5351.750000	-37.7	10.7	-27.0	PASS
5352.250000	-37.7	10.7	-27.0	PASS
5355.750000	-37.8	10.8	-27.0	PASS
5356.250000	-38.2	11.2	-27.0	PASS
5356.750000	-38.4	11.4	-27.0	PASS
5354.750000	-39.0	12.0	-27.0	PASS
5357.750000	-39.1	12.1	-27.0	PASS
5359.250000	-39.4	12.4	-27.0	PASS

Frequency MHz = 5500.00000      Modulation = 802.11ac VHT20 SS1 (OFDM MCS8)  
 Mode = MIMO CCD Mode 2x2      Measurement Point = 1

**Images:**



**Tables:**

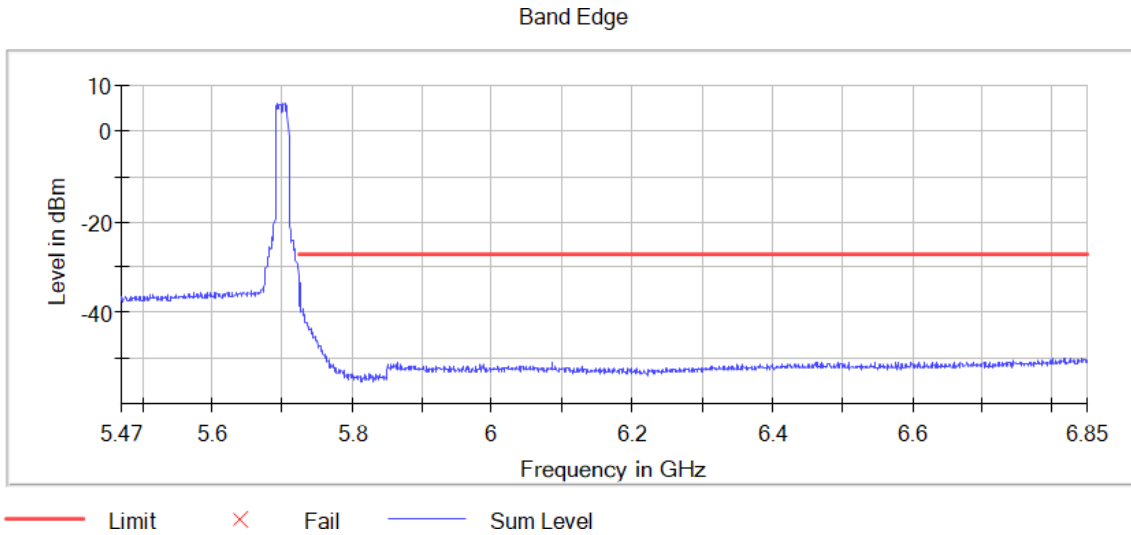
Spectrum Analyzer Parameters

Frequency(MHz)	Level(dBm)	Margin(dB)	Limit(dBm)	Result
5120.250000	-51.3	24.3	-27.0	PASS
5119.750000	-51.4	24.4	-27.0	PASS
5133.250000	-53.2	26.2	-27.0	PASS
5149.250000	-53.5	26.5	-27.0	PASS
5122.750000	-53.9	26.9	-27.0	PASS
5098.250000	-53.9	26.9	-27.0	PASS
5038.250000	-54.0	27.0	-27.0	PASS
5131.750000	-54.0	27.0	-27.0	PASS
5099.250000	-54.0	27.0	-27.0	PASS
5103.250000	-54.0	27.0	-27.0	PASS
5146.250000	-54.0	27.0	-27.0	PASS
5140.750000	-54.1	27.1	-27.0	PASS
5135.750000	-54.1	27.1	-27.0	PASS
5138.750000	-54.1	27.1	-27.0	PASS
5141.250000	-54.1	27.1	-27.0	PASS

Frequency MHz = 5700.00000 Modulation = 802.11ac VHT20 SS1 (OFDM MCS8)

Mode = MIMO CCD Mode 2x2 Measurement Point = 1

**Images:**



**Tables:**

Spectrum Analyzer Parameters

Frequency(MHz)	Level(dBm)	Margin(dB)	Limit(dBm)	Result
5351.250000	-33.5	6.5	-27.0	PASS
5350.250000	-35.4	8.4	-27.0	PASS
5352.750000	-35.9	8.9	-27.0	PASS
5350.750000	-36.0	9.0	-27.0	PASS
5354.250000	-36.1	9.1	-27.0	PASS
5353.750000	-36.7	9.7	-27.0	PASS
5353.250000	-37.4	10.4	-27.0	PASS
5351.750000	-37.7	10.7	-27.0	PASS
5352.250000	-37.7	10.7	-27.0	PASS
5355.750000	-37.8	10.8	-27.0	PASS
5356.250000	-38.2	11.2	-27.0	PASS
5356.750000	-38.4	11.4	-27.0	PASS
5354.750000	-39.0	12.0	-27.0	PASS
5357.750000	-39.1	12.1	-27.0	PASS
5359.250000	-39.4	12.4	-27.0	PASS



Mode: MIMO CCD Mode 2x2

Modulation: 802.11ac VHT40 SS1 (OFDM MCS9) Beamforming

**Results**

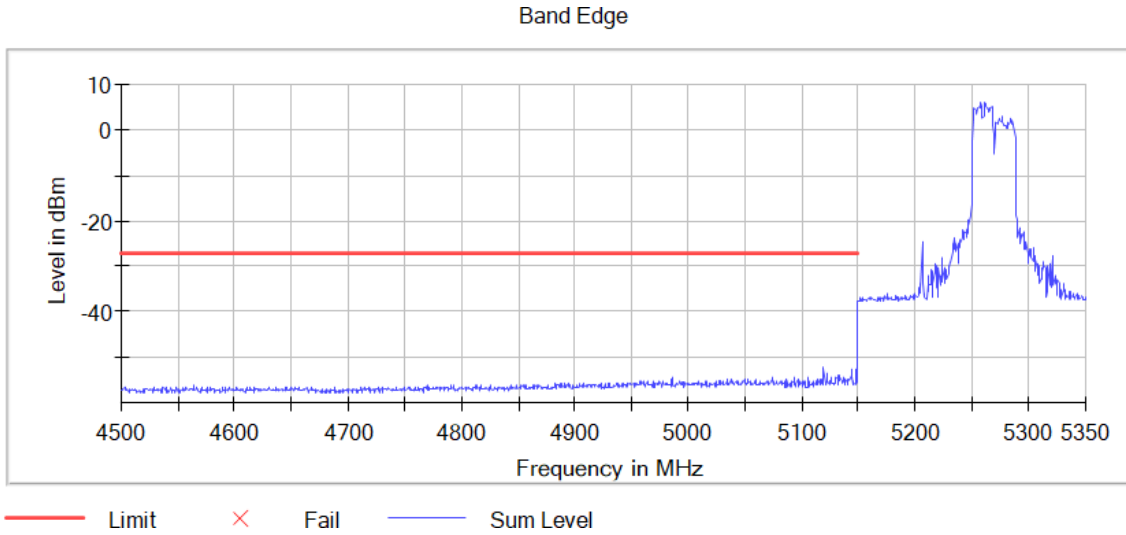
**Verdict**

Pass

**Attachments**

Frequency MHz = 5270.00000      Modulation = 802.11ac VHT40 SS1 (OFDM MCS9)  
 Mode = MIMO CCD Mode 2x2      Measurement Point = 1

**Images:**



**Tables:**

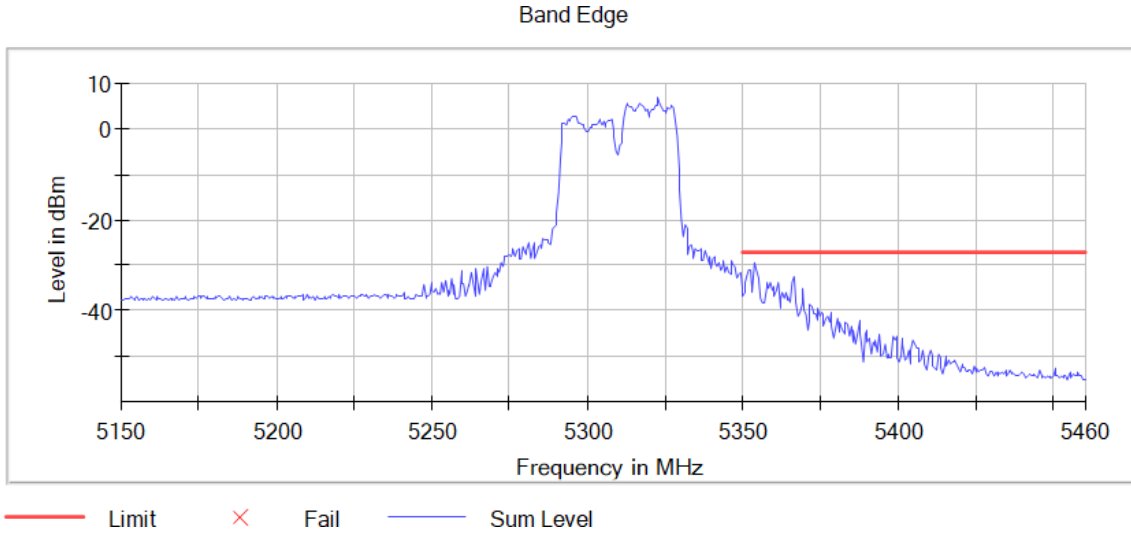
Spectrum Analyzer Parameters

Frequency(MHz)	Level(dBm)	Margin(dB)	Limit(dBm)	Result
5119.750000	-52.0	25.0	-27.0	PASS
5144.250000	-52.4	25.4	-27.0	PASS
5147.750000	-52.6	25.6	-27.0	PASS
5120.250000	-52.6	25.6	-27.0	PASS
5122.750000	-53.4	26.4	-27.0	PASS
5133.750000	-53.8	26.8	-27.0	PASS
5143.250000	-54.0	27.0	-27.0	PASS
5132.250000	-54.1	27.1	-27.0	PASS
5144.750000	-54.1	27.1	-27.0	PASS
5074.250000	-54.1	27.1	-27.0	PASS
5129.750000	-54.2	27.2	-27.0	PASS
5126.250000	-54.2	27.2	-27.0	PASS
5137.750000	-54.2	27.2	-27.0	PASS
5130.750000	-54.3	27.3	-27.0	PASS
4986.750000	-54.3	27.3	-27.0	PASS

Frequency MHz = 5310.00000 Modulation = 802.11ac VHT40 SS1 (OFDM MCS9)

Mode = MIMO CCD Mode 2x2 Measurement Point = 1

**Images:**



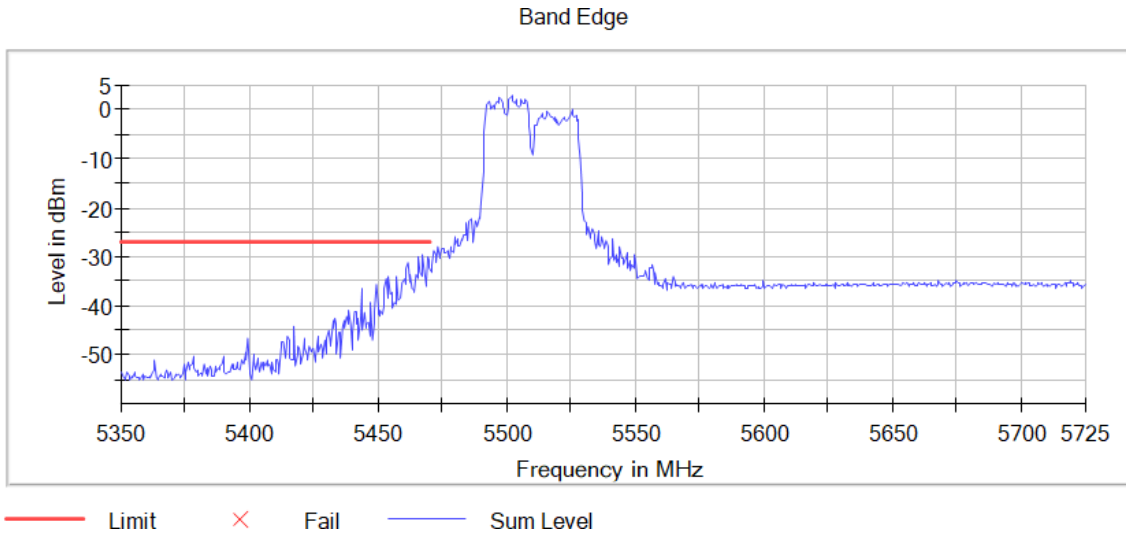
**Tables:**

Spectrum Analyzer Parameters

Frequency(MHz)	Level(dBm)	Margin(dB)	Limit(dBm)	Result
5353.750000	-29.2	2.2	-27.0	PASS
5351.750000	-31.1	4.1	-27.0	PASS
5352.250000	-31.2	4.2	-27.0	PASS
5354.250000	-31.2	4.2	-27.0	PASS
5351.250000	-32.5	5.5	-27.0	PASS
5366.250000	-32.5	5.5	-27.0	PASS
5354.750000	-32.9	5.9	-27.0	PASS
5355.250000	-33.1	6.1	-27.0	PASS
5361.250000	-33.6	6.6	-27.0	PASS
5358.750000	-33.6	6.6	-27.0	PASS
5357.750000	-33.7	6.7	-27.0	PASS
5350.750000	-33.7	6.7	-27.0	PASS
5365.750000	-33.7	6.7	-27.0	PASS
5357.250000	-34.5	7.5	-27.0	PASS
5359.750000	-34.6	7.6	-27.0	PASS

Frequency MHz = 5510.00000      Modulation = 802.11ac VHT40 SS1 (OFDM MCS9)  
 Mode = MIMO CCD Mode 2x2      Measurement Point = 1

**Images:**



**Tables:**

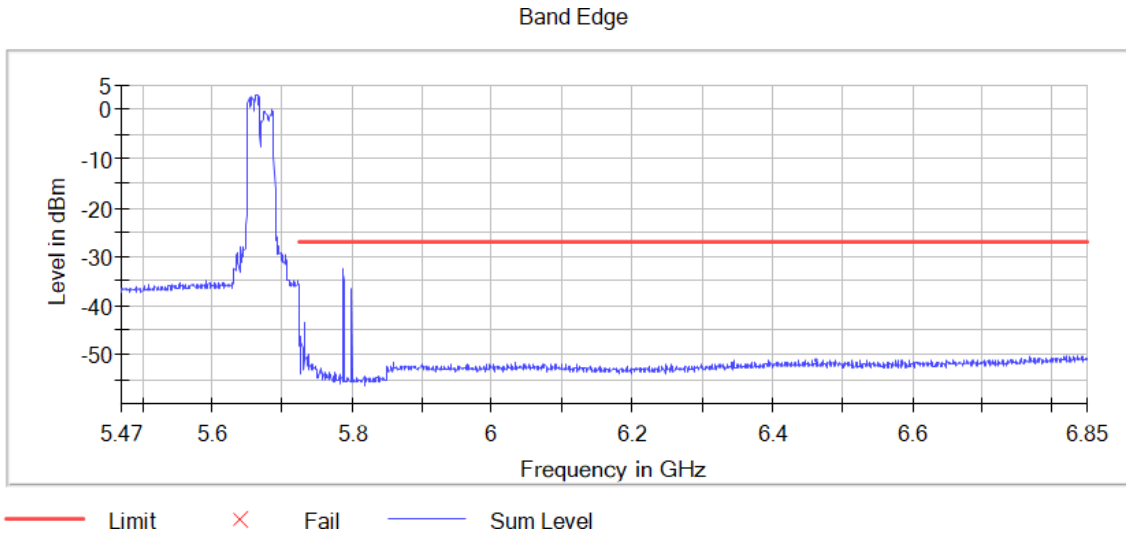
Spectrum Analyzer Parameters

Frequency(MHz)	Level(dBm)	Margin(dB)	Limit(dBm)	Result
5119.750000	-52.0	25.0	-27.0	PASS
5144.250000	-52.4	25.4	-27.0	PASS
5147.750000	-52.6	25.6	-27.0	PASS
5120.250000	-52.6	25.6	-27.0	PASS
5122.750000	-53.4	26.4	-27.0	PASS
5133.750000	-53.8	26.8	-27.0	PASS
5143.250000	-54.0	27.0	-27.0	PASS
5132.250000	-54.1	27.1	-27.0	PASS
5144.750000	-54.1	27.1	-27.0	PASS
5074.250000	-54.1	27.1	-27.0	PASS
5129.750000	-54.2	27.2	-27.0	PASS
5126.250000	-54.2	27.2	-27.0	PASS
5137.750000	-54.2	27.2	-27.0	PASS
5130.750000	-54.3	27.3	-27.0	PASS
4986.750000	-54.3	27.3	-27.0	PASS

Frequency MHz = 5670.00000 Modulation = 802.11ac VHT40 SS1 (OFDM MCS9)

Mode = MIMO CCD Mode 2x2 Measurement Point = 1

**Images:**



**Tables:**

Spectrum Analyzer Parameters

Frequency(MHz)	Level(dBm)	Margin(dB)	Limit(dBm)	Result
5353.750000	-29.2	2.2	-27.0	PASS
5351.750000	-31.1	4.1	-27.0	PASS
5352.250000	-31.2	4.2	-27.0	PASS
5354.250000	-31.2	4.2	-27.0	PASS
5351.250000	-32.5	5.5	-27.0	PASS
5366.250000	-32.5	5.5	-27.0	PASS
5354.750000	-32.9	5.9	-27.0	PASS
5355.250000	-33.1	6.1	-27.0	PASS
5361.250000	-33.6	6.6	-27.0	PASS
5358.750000	-33.6	6.6	-27.0	PASS
5357.750000	-33.7	6.7	-27.0	PASS
5350.750000	-33.7	6.7	-27.0	PASS
5365.750000	-33.7	6.7	-27.0	PASS
5357.250000	-34.5	7.5	-27.0	PASS
5359.750000	-34.6	7.6	-27.0	PASS

Mode: MIMO CCD Mode 2x2

Modulation: 802.11ac VHT80 SS1 (OFDM MCS9) Beamforming

**Results**

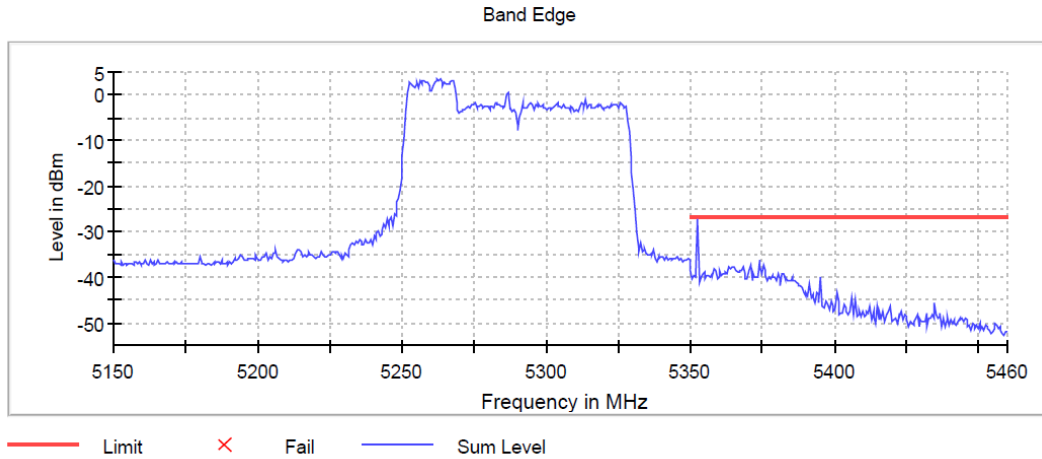
**Verdict**

Pass

**Attachments**

Frequency MHz = 5290.00000      Modulation = 802.11ac VHT80 SS1 (OFDM MCS9)  
 Mode = MIMO CCD Mode 2x2      Measurement Point = 1

**Images:**



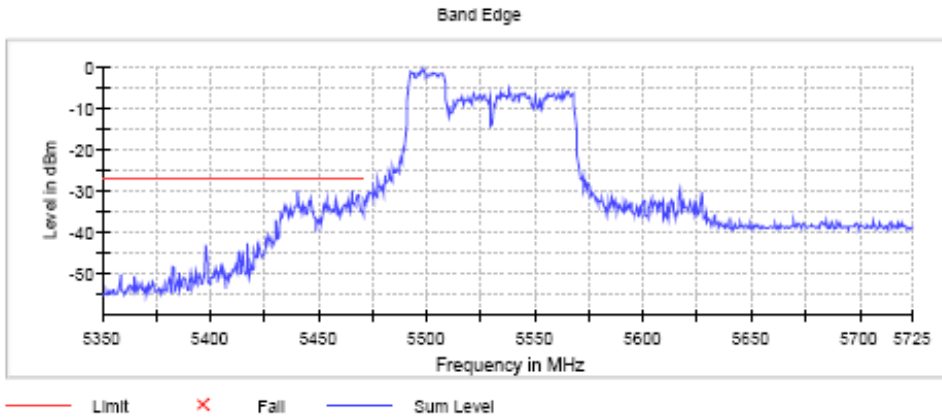
**Tables:**

Spectrum Analyzer Parameters

Frequency (MHz)	Level (dBm)	Margin (dB)	Limit (dBm)	Result
5352.250000	-27.2	0.2	-27.0	PASS
5373.750000	-36.1	9.1	-27.0	PASS
5375.250000	-37.2	10.2	-27.0	PASS
5370.750000	-37.4	10.4	-27.0	PASS
5364.750000	-37.6	10.6	-27.0	PASS
5364.250000	-37.8	10.8	-27.0	PASS
5365.250000	-37.8	10.8	-27.0	PASS
5363.250000	-37.9	10.9	-27.0	PASS
5374.250000	-37.9	10.9	-27.0	PASS
5368.250000	-37.9	10.9	-27.0	PASS
5358.250000	-38.0	11.0	-27.0	PASS
5363.750000	-38.1	11.1	-27.0	PASS
5367.750000	-38.3	11.3	-27.0	PASS
5370.250000	-38.4	11.4	-27.0	PASS
5360.250000	-38.5	11.5	-27.0	PASS

Frequency MHz = 5530.00000      Modulation = 802.11ac VHT80 SS1 (OFDM MCS9)  
 Mode = MIMO CCD Mode 2x2      Measurement Point = 1

**Images:**



**Tables:**

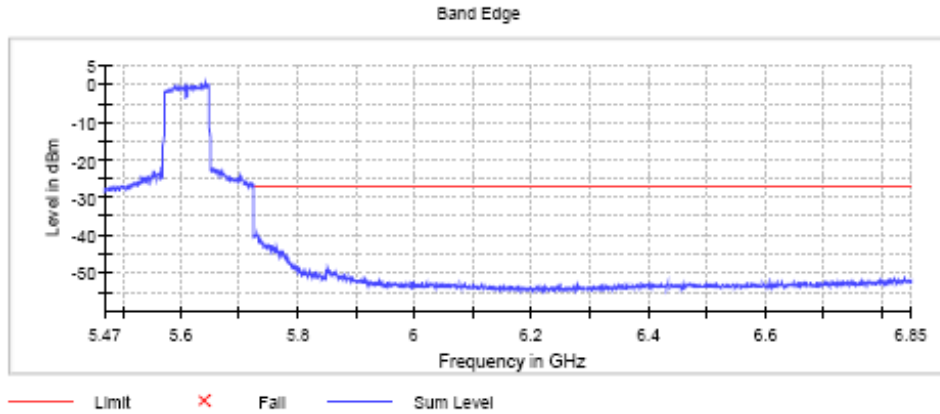
Spectrum Analyzer Parameters

Frequency(MHz)	Level(dBm)	Margin(dB)	Limit(dBm)	Result
5465.750000	-27.3	0.3	-27.0	PASS
5462.750000	-27.7	0.7	-27.0	PASS
5467.750000	-27.8	0.8	-27.0	PASS
5466.750000	-28.0	1.0	-27.0	PASS
5465.250000	-28.2	1.2	-27.0	PASS
5464.750000	-28.2	1.2	-27.0	PASS
5467.250000	-28.2	1.2	-27.0	PASS
5461.250000	-28.3	1.3	-27.0	PASS
5469.750000	-28.3	1.3	-27.0	PASS
5469.250000	-28.5	1.5	-27.0	PASS
5463.750000	-28.6	1.6	-27.0	PASS
5464.250000	-28.7	1.7	-27.0	PASS
5466.250000	-28.8	1.8	-27.0	PASS
5462.250000	-29.0	2.0	-27.0	PASS
5454.250000	-29.0	2.0	-27.0	PASS



Frequency MHz = 5610.00000      Modulation = 802.11ac VHT80 SS1 (OFDM MCS9)  
 Mode = MIMO CCD Mode 2x2      Measurement Point = 1

**Images:**



**Tables:**

Spectrum Analyzer Parameters

Frequency (MHz)	Level (dBm)	Margin (dB)	Limit (dBm)	Result
5730.250000	-39.3	12.3	-27.0	PASS
5731.250000	-39.4	12.4	-27.0	PASS
5727.750000	-39.6	12.6	-27.0	PASS
5730.750000	-39.8	12.8	-27.0	PASS
5729.250000	-39.9	12.9	-27.0	PASS
5728.750000	-40.0	13.0	-27.0	PASS
5726.250000	-40.0	13.0	-27.0	PASS
5727.250000	-40.1	13.1	-27.0	PASS
5728.250000	-40.1	13.1	-27.0	PASS
5725.250000	-40.2	13.2	-27.0	PASS
5726.750000	-40.4	13.4	-27.0	PASS
5725.750000	-40.4	13.4	-27.0	PASS
5731.750000	-40.6	13.6	-27.0	PASS
5729.750000	-40.6	13.6	-27.0	PASS
5732.250000	-40.6	13.6	-27.0	PASS

Mode: MIMO CCD Mode 2x2

Modulation: 802.11ax HE20 SS1 (OFDMA MCS8) Beamforming

**Results**

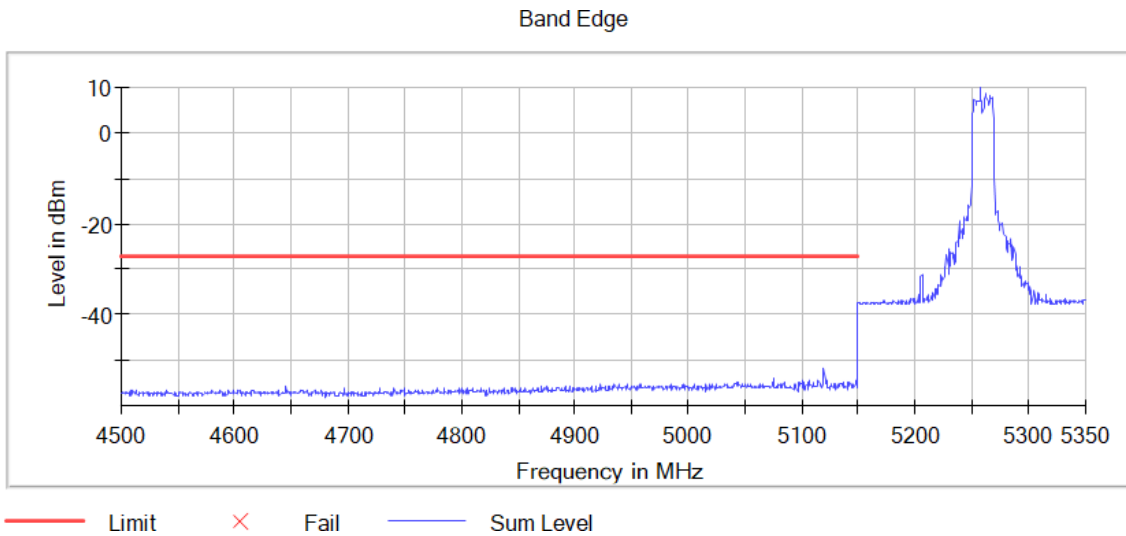
**Verdict**

Pass

**Attachments**

Frequency MHz = 5260.00000      Modulation = 802.11ax HE20 SS1 (OFDMA MCS8)  
 Mode = MIMO CCD Mode 2x2      Measurement Point = 1

**Images:**



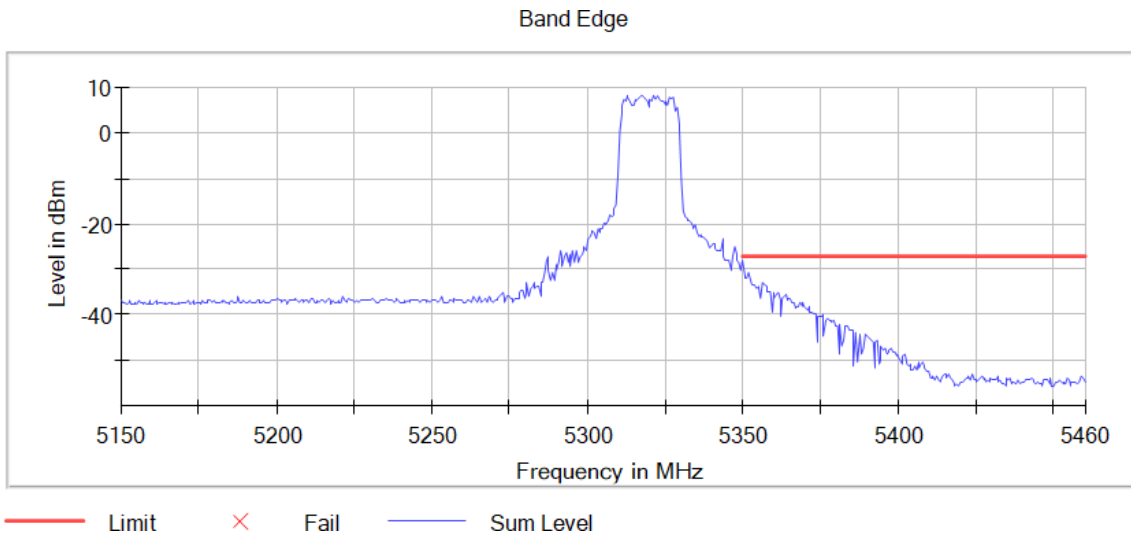
**Tables:**

Spectrum Analyzer Parameters

Frequency(MHz)	Level(dBm)	Margin(dB)	Limit(dBm)	Result
5120.250000	-51.5	24.5	-27.0	PASS
5119.750000	-51.9	24.9	-27.0	PASS
5075.750000	-54.1	27.1	-27.0	PASS
5119.250000	-54.1	27.1	-27.0	PASS
5147.750000	-54.4	27.4	-27.0	PASS
5114.750000	-54.4	27.4	-27.0	PASS
5100.750000	-54.4	27.4	-27.0	PASS
5122.750000	-54.5	27.5	-27.0	PASS
5107.250000	-54.5	27.5	-27.0	PASS
5120.750000	-54.5	27.5	-27.0	PASS
5149.750000	-54.5	27.5	-27.0	PASS
5074.250000	-54.6	27.6	-27.0	PASS
5102.250000	-54.6	27.6	-27.0	PASS
5148.250000	-54.6	27.6	-27.0	PASS
5142.750000	-54.7	27.7	-27.0	PASS

Frequency MHz = 5320.00000      Modulation = 802.11ax HE20 SS1 (OFDMA MCS8)  
 Mode = MIMO CCD Mode 2x2      Measurement Point = 1

**Images:**



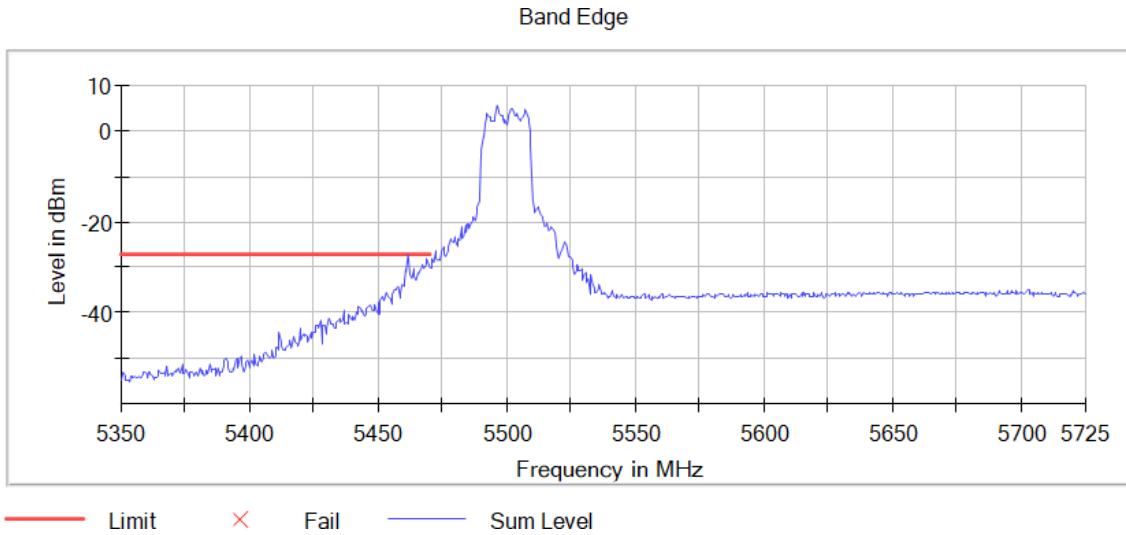
**Tables:**

Spectrum Analyzer Parameters

Frequency(MHz)	Level(dBm)	Margin(dB)	Limit(dBm)	Result
5351.750000	-30.5	3.5	-27.0	PASS
5350.250000	-31.4	4.4	-27.0	PASS
5351.250000	-32.0	5.0	-27.0	PASS
5350.750000	-32.0	5.0	-27.0	PASS
5352.250000	-32.5	5.5	-27.0	PASS
5356.250000	-33.0	6.0	-27.0	PASS
5353.750000	-33.2	6.2	-27.0	PASS
5352.750000	-33.2	6.2	-27.0	PASS
5356.750000	-33.4	6.4	-27.0	PASS
5353.250000	-33.4	6.4	-27.0	PASS
5354.750000	-33.7	6.7	-27.0	PASS
5357.250000	-33.8	6.8	-27.0	PASS
5354.250000	-34.0	7.0	-27.0	PASS
5355.250000	-34.2	7.2	-27.0	PASS
5358.250000	-34.9	7.9	-27.0	PASS

Frequency MHz = 5500.00000      Modulation = 802.11ax HE20 SS1 (OFDMA MCS8)  
 Mode = MIMO CCD Mode 2x2      Measurement Point = 1

**Images:**



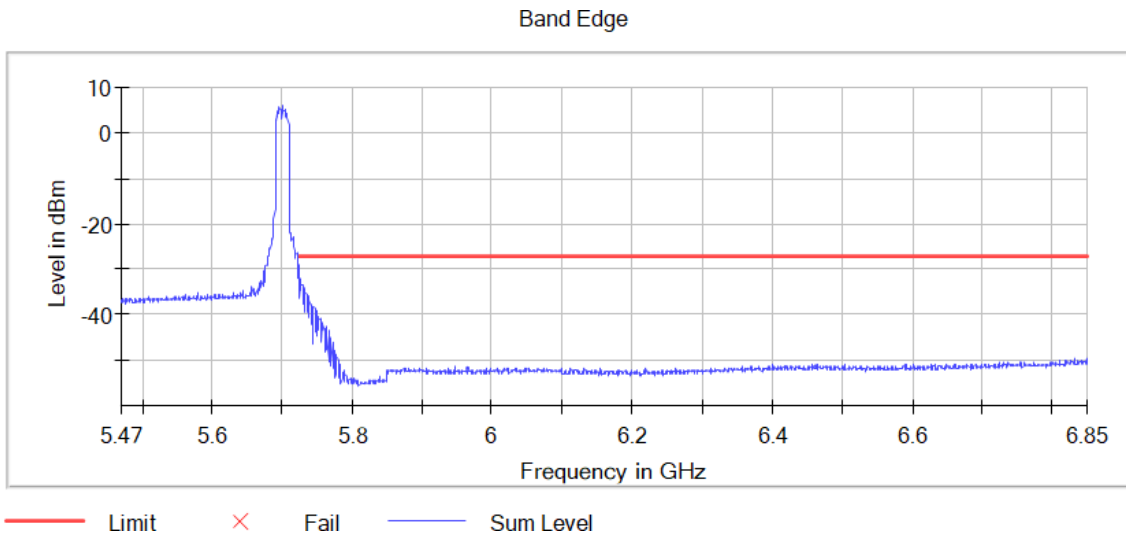
**Tables:**

Spectrum Analyzer Parameters

Frequency(MHz)	Level(dBm)	Margin(dB)	Limit(dBm)	Result
5120.250000	-51.5	24.5	-27.0	PASS
5119.750000	-51.9	24.9	-27.0	PASS
5075.750000	-54.1	27.1	-27.0	PASS
5119.250000	-54.1	27.1	-27.0	PASS
5147.750000	-54.4	27.4	-27.0	PASS
5114.750000	-54.4	27.4	-27.0	PASS
5100.750000	-54.4	27.4	-27.0	PASS
5122.750000	-54.5	27.5	-27.0	PASS
5107.250000	-54.5	27.5	-27.0	PASS
5120.750000	-54.5	27.5	-27.0	PASS
5149.750000	-54.5	27.5	-27.0	PASS
5074.250000	-54.6	27.6	-27.0	PASS
5102.250000	-54.6	27.6	-27.0	PASS
5148.250000	-54.6	27.6	-27.0	PASS
5142.750000	-54.7	27.7	-27.0	PASS

Frequency MHz = 5700.00000      Modulation = 802.11ax HE20 SS1 (OFDMA MCS8)  
 Mode = MIMO CCD Mode 2x2      Measurement Point = 1

**Images:**



**Tables:**

Spectrum Analyzer Parameters

Frequency(MHz)	Level(dBm)	Margin(dB)	Limit(dBm)	Result
5351.750000	-30.5	3.5	-27.0	PASS
5350.250000	-31.4	4.4	-27.0	PASS
5351.250000	-32.0	5.0	-27.0	PASS
5350.750000	-32.0	5.0	-27.0	PASS
5352.250000	-32.5	5.5	-27.0	PASS
5356.250000	-33.0	6.0	-27.0	PASS
5353.750000	-33.2	6.2	-27.0	PASS
5352.750000	-33.2	6.2	-27.0	PASS
5356.750000	-33.4	6.4	-27.0	PASS
5353.250000	-33.4	6.4	-27.0	PASS
5354.750000	-33.7	6.7	-27.0	PASS
5357.250000	-33.8	6.8	-27.0	PASS
5354.250000	-34.0	7.0	-27.0	PASS
5355.250000	-34.2	7.2	-27.0	PASS
5358.250000	-34.9	7.9	-27.0	PASS

Mode: MIMO CCD Mode 2x2

Modulation: 802.11ax HE40 SS1 (OFDMA MCS9) Beamforming

**Results**

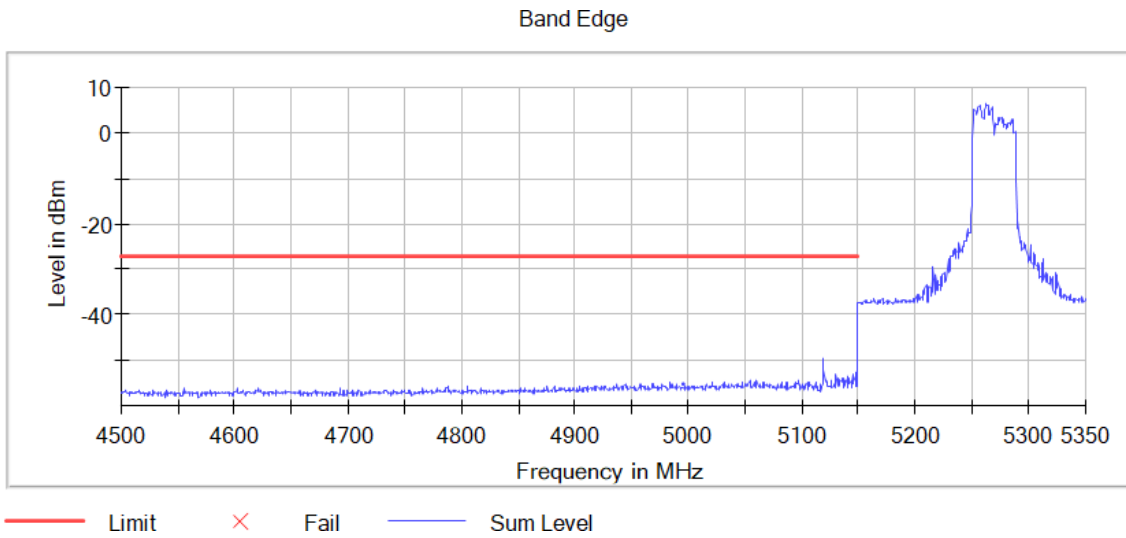
**Verdict**

Pass

**Attachments**

Frequency MHz = 5270.00000      Modulation = 802.11ax HE40 SS1 (OFDMA MCS9)  
 Mode = MIMO CCD Mode 2x2      Measurement Point = 1

**Images:**



**Tables:**

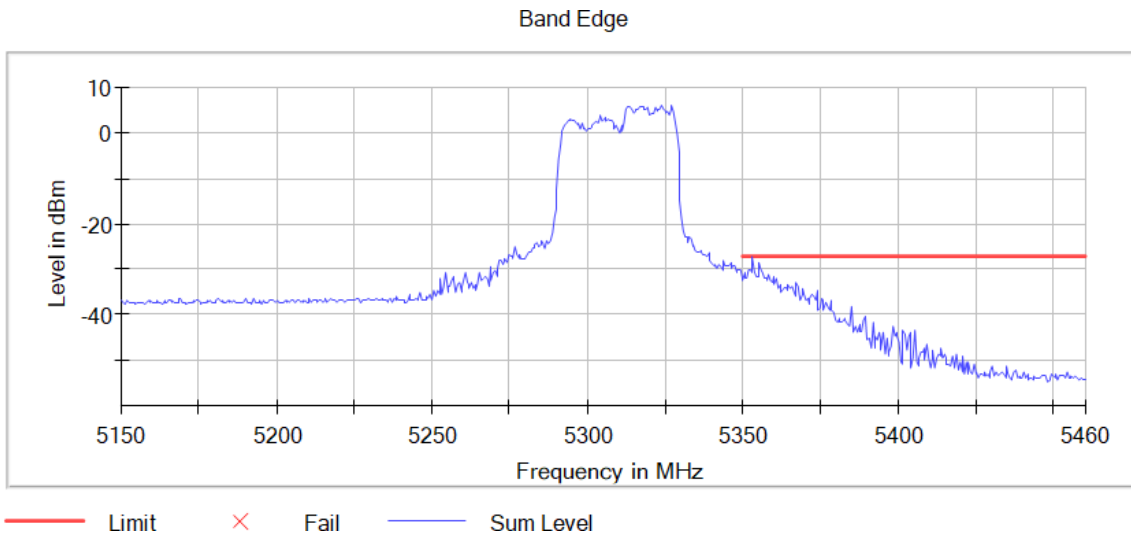
Spectrum Analyzer Parameters

Frequency(MHz)	Level(dBm)	Margin(dB)	Limit(dBm)	Result
5119.750000	-49.6	22.6	-27.0	PASS
5120.250000	-52.1	25.1	-27.0	PASS
5147.750000	-52.6	25.6	-27.0	PASS
5130.750000	-53.0	26.0	-27.0	PASS
5145.250000	-53.2	26.2	-27.0	PASS
5140.750000	-53.5	26.5	-27.0	PASS
5146.250000	-53.6	26.6	-27.0	PASS
5149.750000	-53.6	26.6	-27.0	PASS
5141.750000	-53.7	26.7	-27.0	PASS
5149.250000	-53.7	26.7	-27.0	PASS
5139.750000	-53.8	26.8	-27.0	PASS
5132.250000	-53.9	26.9	-27.0	PASS
5119.250000	-54.0	27.0	-27.0	PASS
5135.750000	-54.0	27.0	-27.0	PASS
5147.250000	-54.0	27.0	-27.0	PASS



Frequency MHz = 5310.00000      Modulation = 802.11ax HE40 SS1 (OFDMA MCS9)  
 Mode = MIMO CCD Mode 2x2      Measurement Point = 1

**Images:**



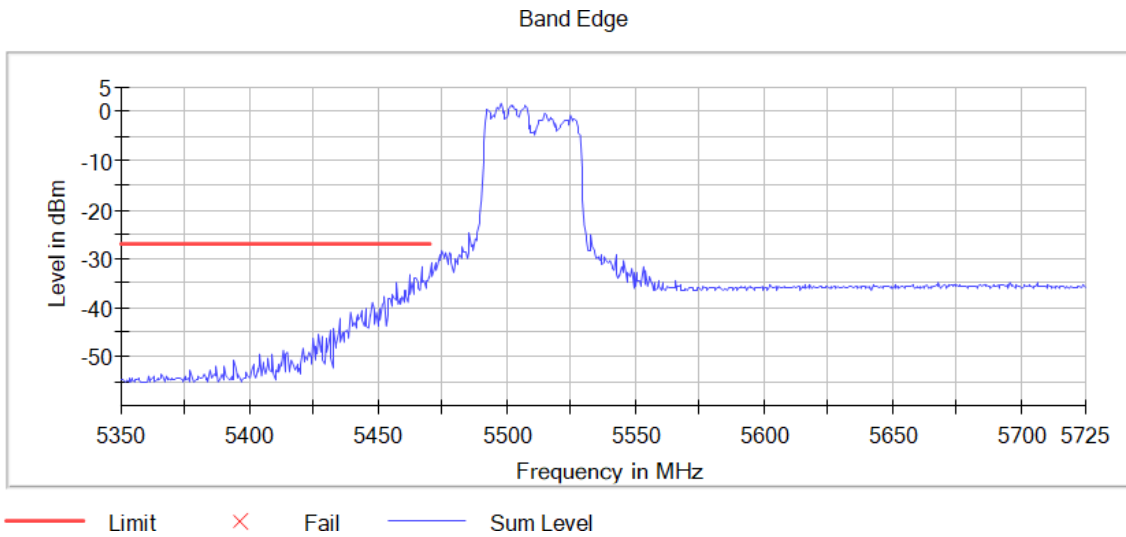
**Tables:**

Spectrum Analyzer Parameters

Frequency(MHz)	Level(dBm)	Margin(dB)	Limit(dBm)	Result
5353.250000	-27.3	0.3	-27.0	PASS
5355.250000	-28.5	1.5	-27.0	PASS
5355.750000	-30.0	3.0	-27.0	PASS
5351.750000	-30.3	3.3	-27.0	PASS
5352.250000	-30.3	3.3	-27.0	PASS
5352.750000	-30.5	3.5	-27.0	PASS
5353.750000	-30.6	3.6	-27.0	PASS
5350.250000	-30.7	3.7	-27.0	PASS
5356.250000	-30.8	3.8	-27.0	PASS
5358.250000	-31.1	4.1	-27.0	PASS
5359.750000	-31.4	4.4	-27.0	PASS
5354.750000	-31.6	4.6	-27.0	PASS
5354.250000	-31.7	4.7	-27.0	PASS
5356.750000	-31.8	4.8	-27.0	PASS
5350.750000	-31.8	4.8	-27.0	PASS

Frequency MHz = 5510.00000      Modulation = 802.11ax HE40 SS1 (OFDMA MCS9)  
 Mode = MIMO CCD Mode 2x2      Measurement Point = 1

**Images:**



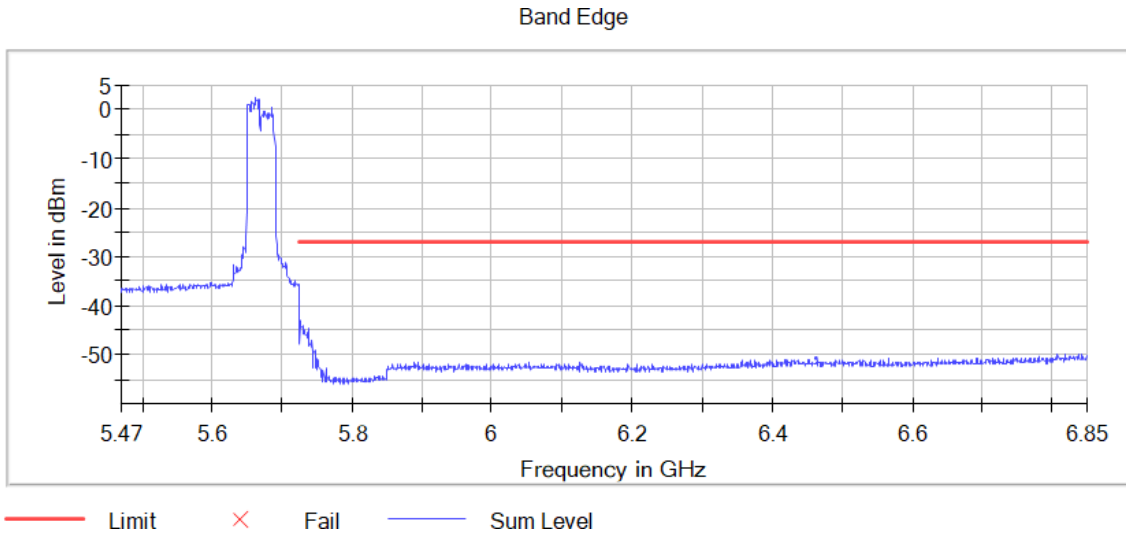
**Tables:**

Spectrum Analyzer Parameters

Frequency(MHz)	Level(dBm)	Margin(dB)	Limit(dBm)	Result
5119.750000	-49.6	22.6	-27.0	PASS
5120.250000	-52.1	25.1	-27.0	PASS
5147.750000	-52.6	25.6	-27.0	PASS
5130.750000	-53.0	26.0	-27.0	PASS
5145.250000	-53.2	26.2	-27.0	PASS
5140.750000	-53.5	26.5	-27.0	PASS
5146.250000	-53.6	26.6	-27.0	PASS
5149.750000	-53.6	26.6	-27.0	PASS
5141.750000	-53.7	26.7	-27.0	PASS
5149.250000	-53.7	26.7	-27.0	PASS
5139.750000	-53.8	26.8	-27.0	PASS
5132.250000	-53.9	26.9	-27.0	PASS
5119.250000	-54.0	27.0	-27.0	PASS
5135.750000	-54.0	27.0	-27.0	PASS
5147.250000	-54.0	27.0	-27.0	PASS

Frequency MHz = 5670.00000      Modulation = 802.11ax HE40 SS1 (OFDMA MCS9)  
 Mode = MIMO CCD Mode 2x2      Measurement Point = 1

**Images:**



**Tables:**

Spectrum Analyzer Parameters

Frequency(MHz)	Level(dBm)	Margin(dB)	Limit(dBm)	Result
5353.250000	-27.3	0.3	-27.0	PASS
5355.250000	-28.5	1.5	-27.0	PASS
5355.750000	-30.0	3.0	-27.0	PASS
5351.750000	-30.3	3.3	-27.0	PASS
5352.250000	-30.3	3.3	-27.0	PASS
5352.750000	-30.5	3.5	-27.0	PASS
5353.750000	-30.6	3.6	-27.0	PASS
5350.250000	-30.7	3.7	-27.0	PASS
5356.250000	-30.8	3.8	-27.0	PASS
5358.250000	-31.1	4.1	-27.0	PASS
5359.750000	-31.4	4.4	-27.0	PASS
5354.750000	-31.6	4.6	-27.0	PASS
5354.250000	-31.7	4.7	-27.0	PASS
5356.750000	-31.8	4.8	-27.0	PASS
5350.750000	-31.8	4.8	-27.0	PASS

Mode: MIMO CCD Mode 2x2

Modulation: 802.11ax HE80 SS1 (OFDMA MCS11) Beamforming

**Results**

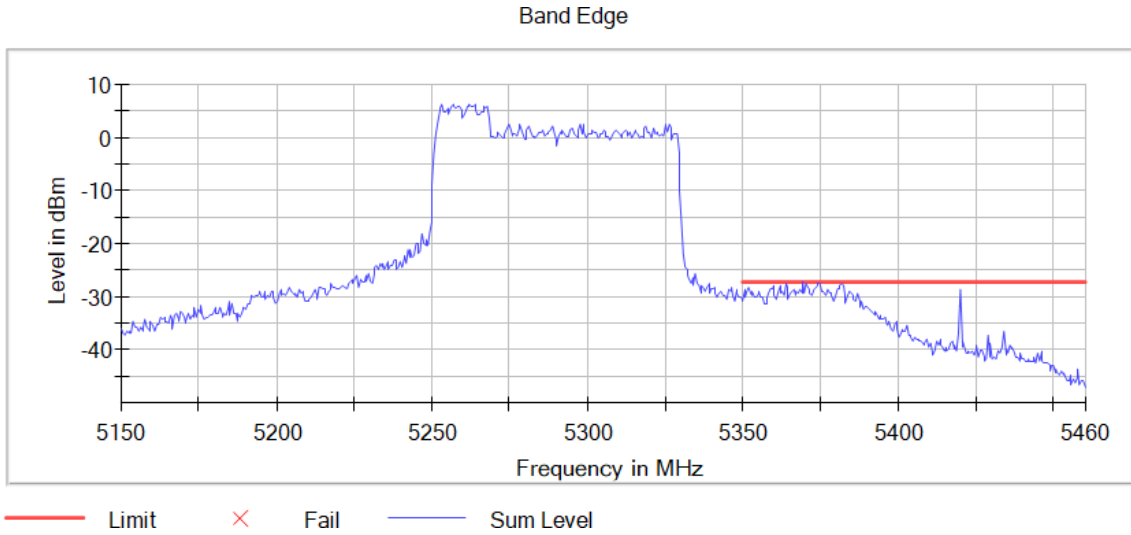
**Verdict**

Pass

**Attachments**

Frequency MHz = 5290.00000      Modulation = 802.11ax HE80 SS1 (OFDMA MCS11)  
 Mode = MIMO CCD Mode 2x2      Measurement Point = 1

**Images:**



**Tables:**

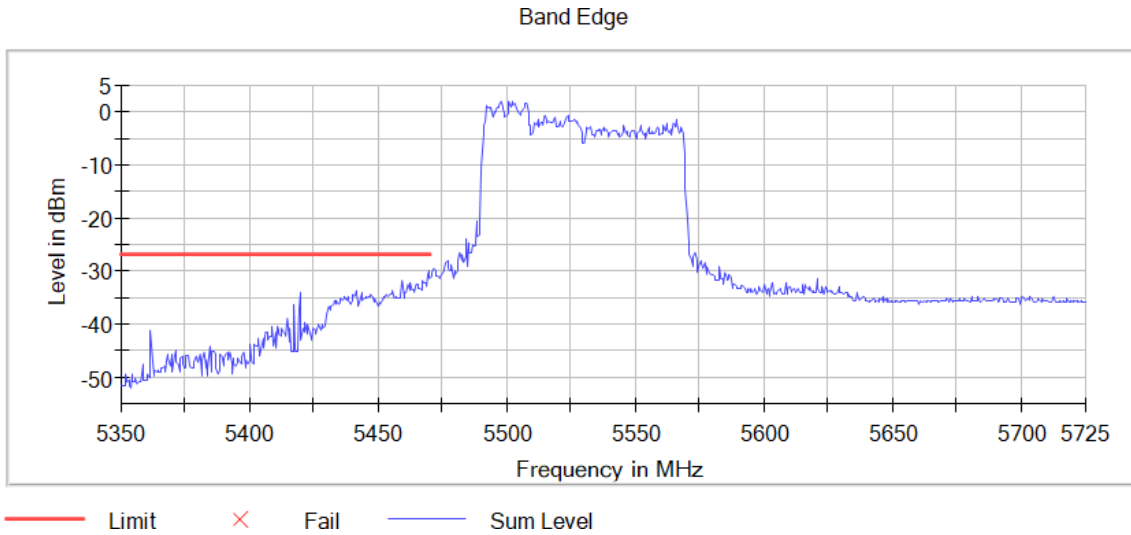
Spectrum Analyzer Parameters

Frequency(MHz)	Level(dBm)	Margin(dB)	Limit(dBm)	Result
5369.250000	-27.1	0.1	-27.0	PASS
5374.750000	-27.4	0.4	-27.0	PASS
5381.750000	-27.4	0.4	-27.0	PASS
5370.250000	-27.5	0.5	-27.0	PASS
5363.750000	-27.6	0.6	-27.0	PASS
5374.250000	-27.6	0.6	-27.0	PASS
5381.250000	-27.7	0.7	-27.0	PASS
5359.750000	-27.7	0.7	-27.0	PASS
5373.750000	-27.8	0.8	-27.0	PASS
5382.250000	-28.0	1.0	-27.0	PASS
5361.750000	-28.0	1.0	-27.0	PASS
5351.750000	-28.2	1.2	-27.0	PASS
5370.750000	-28.2	1.2	-27.0	PASS
5364.250000	-28.2	1.2	-27.0	PASS
5373.250000	-28.2	1.2	-27.0	PASS

Frequency MHz = 5530.00000 Modulation = 802.11ax HE80 SS1 (OFDMA MCS11)

Mode = MIMO CCD Mode 2x2 Measurement Point = 1

**Images:**



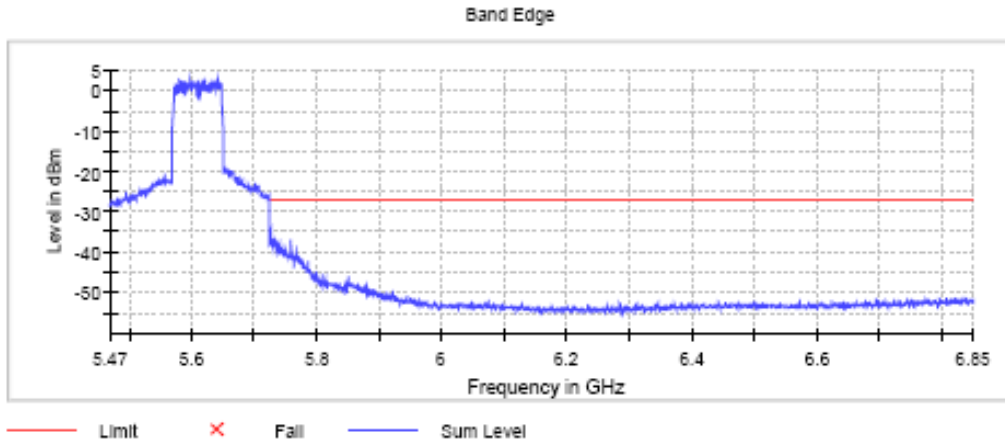
**Tables:**

Spectrum Analyzer Parameters

Frequency(MHz)	Level(dBm)	Margin(dB)	Limit(dBm)	Result
5469.750000	-30.0	3.0	-27.0	PASS
5469.250000	-30.6	3.6	-27.0	PASS
5459.250000	-31.8	4.8	-27.0	PASS
5467.250000	-31.8	4.8	-27.0	PASS
5467.750000	-32.1	5.1	-27.0	PASS
5468.250000	-32.1	5.1	-27.0	PASS
5462.750000	-32.2	5.2	-27.0	PASS
5461.750000	-32.3	5.3	-27.0	PASS
5464.750000	-32.4	5.4	-27.0	PASS
5465.250000	-32.6	5.6	-27.0	PASS
5468.750000	-32.8	5.8	-27.0	PASS
5465.750000	-33.1	6.1	-27.0	PASS
5466.250000	-33.1	6.1	-27.0	PASS
5466.750000	-33.4	6.4	-27.0	PASS
5441.250000	-33.5	6.5	-27.0	PASS

Frequency MHz = 5610.00000      Modulation = 802.11ax HE80 SS1 (OFDMA MCS11)  
 Mode = MIMO CCD Mode 2x2      Measurement Point = 1

**Images:**



**Tables:**

Spectrum Analyzer Parameters

Frequency (MHz)	Level (dBm)	Margin (dB)	Limit (dBm)	Result
5726.250000	-34.9	7.9	-27.0	PASS
5725.250000	-35.9	8.9	-27.0	PASS
5728.750000	-36.3	9.3	-27.0	PASS
5725.750000	-36.7	9.7	-27.0	PASS
5731.250000	-36.7	9.7	-27.0	PASS
5759.750000	-36.9	9.9	-27.0	PASS
5734.250000	-37.2	10.2	-27.0	PASS
5726.750000	-37.2	10.2	-27.0	PASS
5731.750000	-37.2	10.2	-27.0	PASS
5728.250000	-37.3	10.3	-27.0	PASS
5736.750000	-37.4	10.4	-27.0	PASS
5733.250000	-37.4	10.4	-27.0	PASS
5729.750000	-37.6	10.6	-27.0	PASS
5733.750000	-37.6	10.6	-27.0	PASS
5735.250000	-37.7	10.7	-27.0	PASS

FCC 15.407 (e) / RSS-247 6.2.4.1 6 dB Emission Bandwidth

**Limits**

Within the 5.725-5.850 GHz and 5.850-5.895 GHz bands, the minimum 6 dB bandwidth of U-NII devices shall be at least 500 kHz.

RSS-247: For equipment operating in the band 5725-5850 MHz, the minimum 6 dB bandwidth shall be at least 500 kHz.

Mode: MIMO CCD Mode 2x2

Modulation: 802.11ax HE20 SS1 (OFDMA MCS8) – FULL RU

**Results**

Freq (MHz)	Ebw (MHz)
5745.00000	18.800
5785.00000	18.700
5825.00000	19.050

**Verdict**

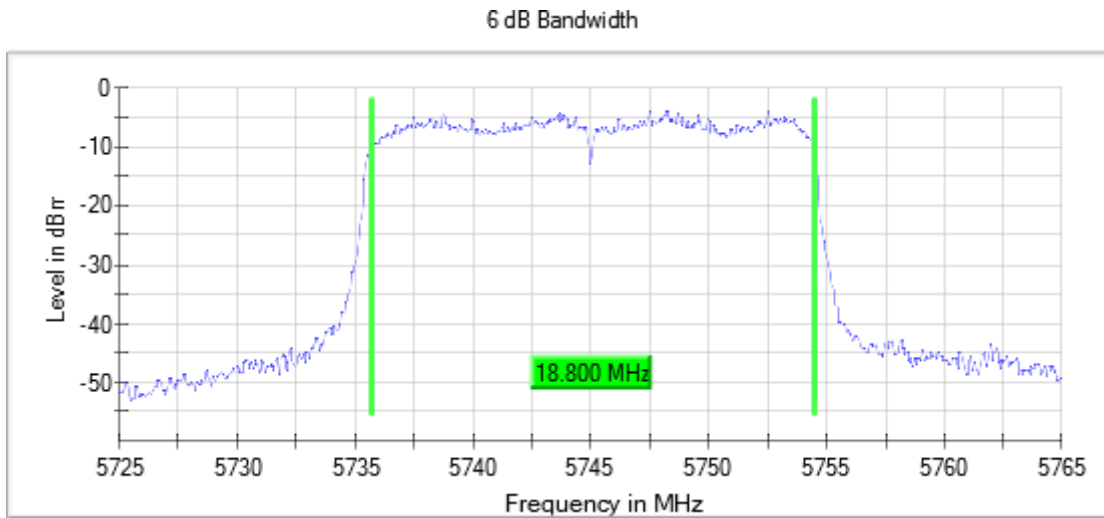
Pass



**Attachments**

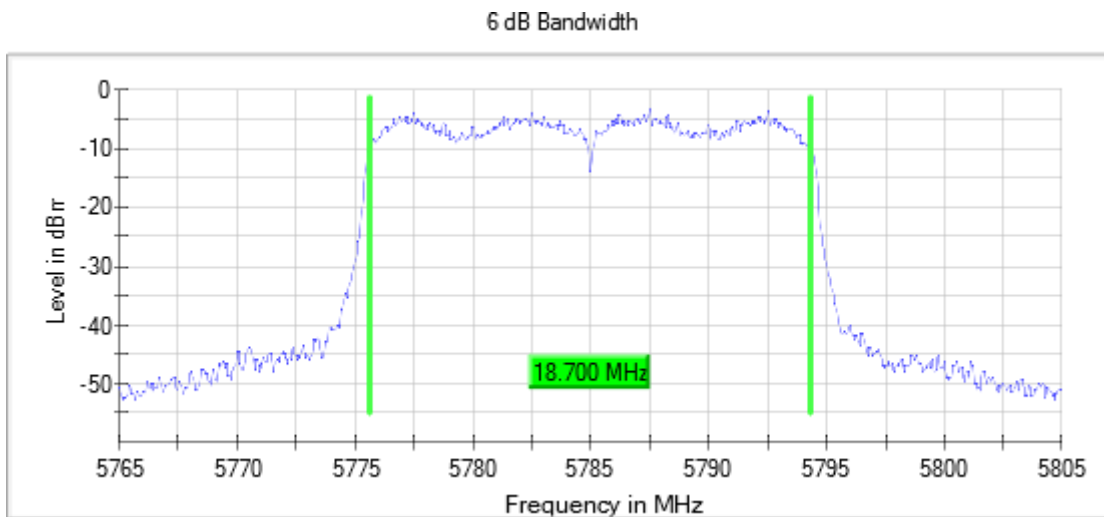
Frequency MHz = 5745.00000 Modulation = 802.11ax HE20 SS1 (OFDMA MCS8)  
Mode = MIMO CCD Mode 2x2 Number of Transmission Chains = 2

**Images:**



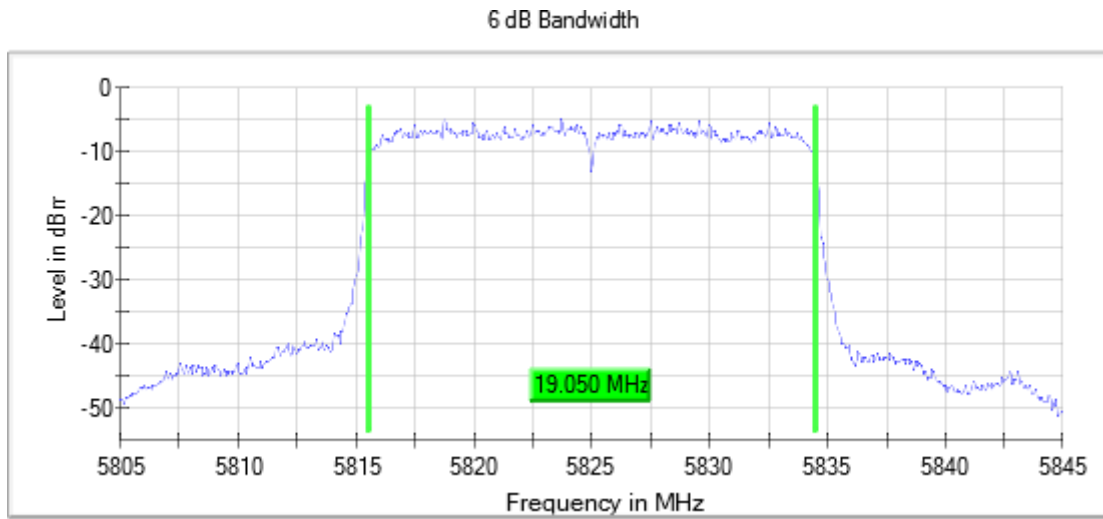
Frequency MHz = 5785.00000 Modulation = 802.11ax HE20 SS1 (OFDMA MCS8)  
Mode = MIMO CCD Mode 2x2 Number of Transmission Chains = 2

**Images:**



Frequency MHz = 5825.00000 Modulation = 802.11ax HE20 SS1 (OFDMA MCS8)  
Mode = MIMO CCD Mode 2x2 Number of Transmission Chains = 2

**Images:**



Mode: MIMO CCD Mode 2x2

Modulation: 802.11ax HE40 SS1 (OFDMA MCS9) – FULL RU

**Results**

Freq (MHz)	6dBw (MHz)
5755.00000	37.950
5795.00000	37.950

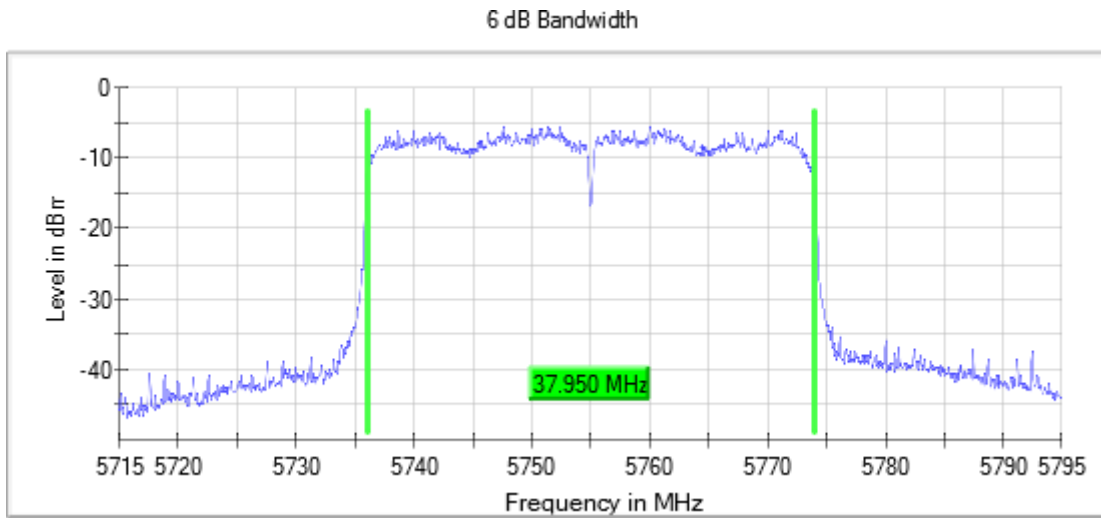
**Verdict**

Pass

**Attachments**

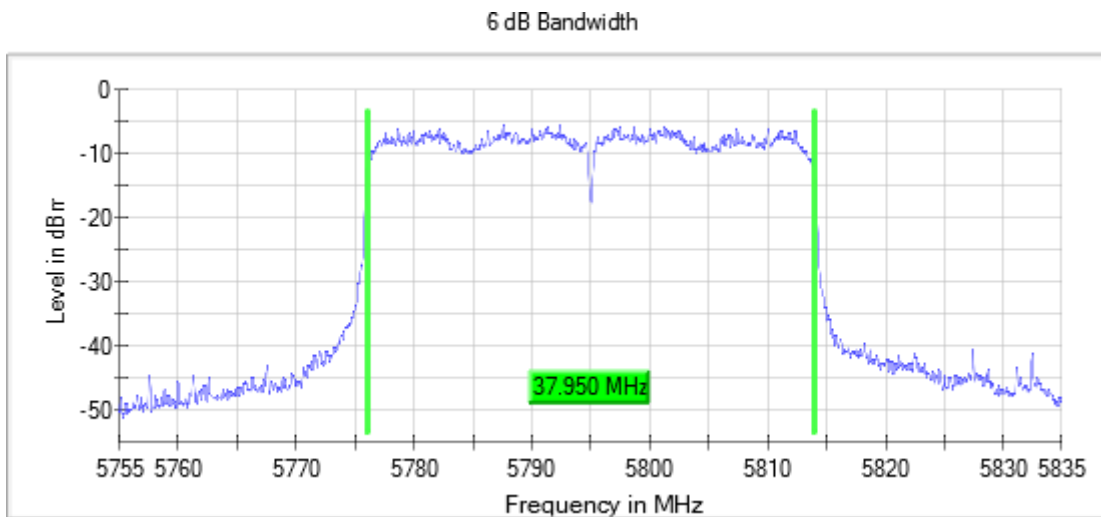
Frequency MHz = 5755.00000 Modulation = 802.11ax HE40 SS1 (OFDMA MCS9)  
Mode = MIMO CCD Mode 2x2 Number of Transmission Chains = 2

**Images:**



Frequency MHz = 5795.00000 Modulation = 802.11ax HE40 SS1 (OFDMA MCS9)  
Mode = MIMO CCD Mode 2x2 Number of Transmission Chains = 2

**Images:**



Mode: MIMO CCD Mode 2x2

Modulation: 802.11ax HE80 SS1 (OFDMA MCS11) – FULL RU

**Results**

Freq (MHz)	6dBw (MHz)
5775.00000	2.050

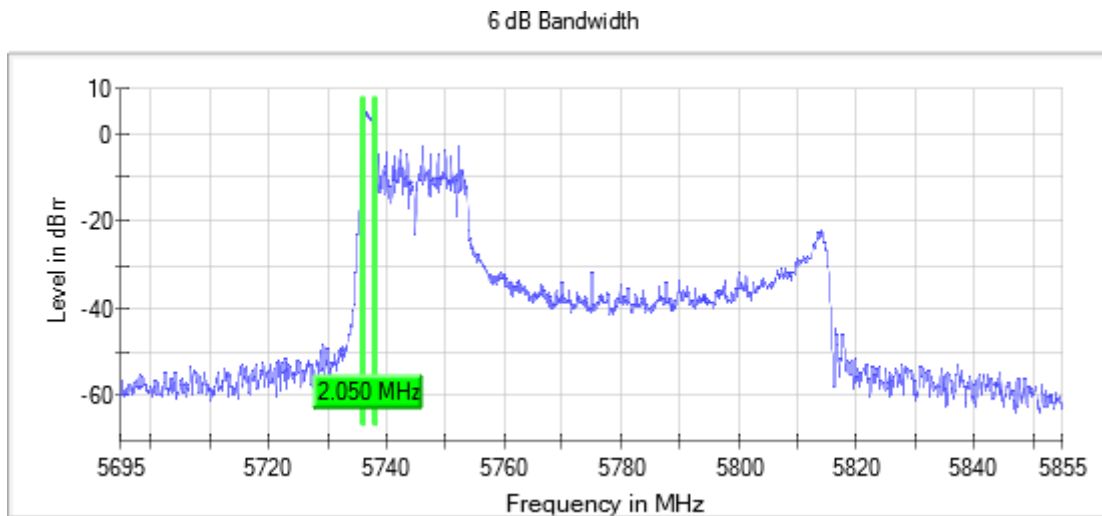
**Verdict**

Pass

**Attachments**

Frequency MHz = 5775.00000 Modulation = 802.11ax HE80 SS1 (OFDMA MCS11)  
Mode = MIMO CCD Mode 2x2 Number of Transmission Chains = 2

**Images:**



Mode: MIMO CCD Mode 2x2

Modulation: 802.11ax HE20 SS1 (OFDMA MCS8) – Partial RU

**Results**

Freq (MHz)	6dBw (MHz)
5745.00000	2.150
5785.00000	2.100
5825.00000	2.100

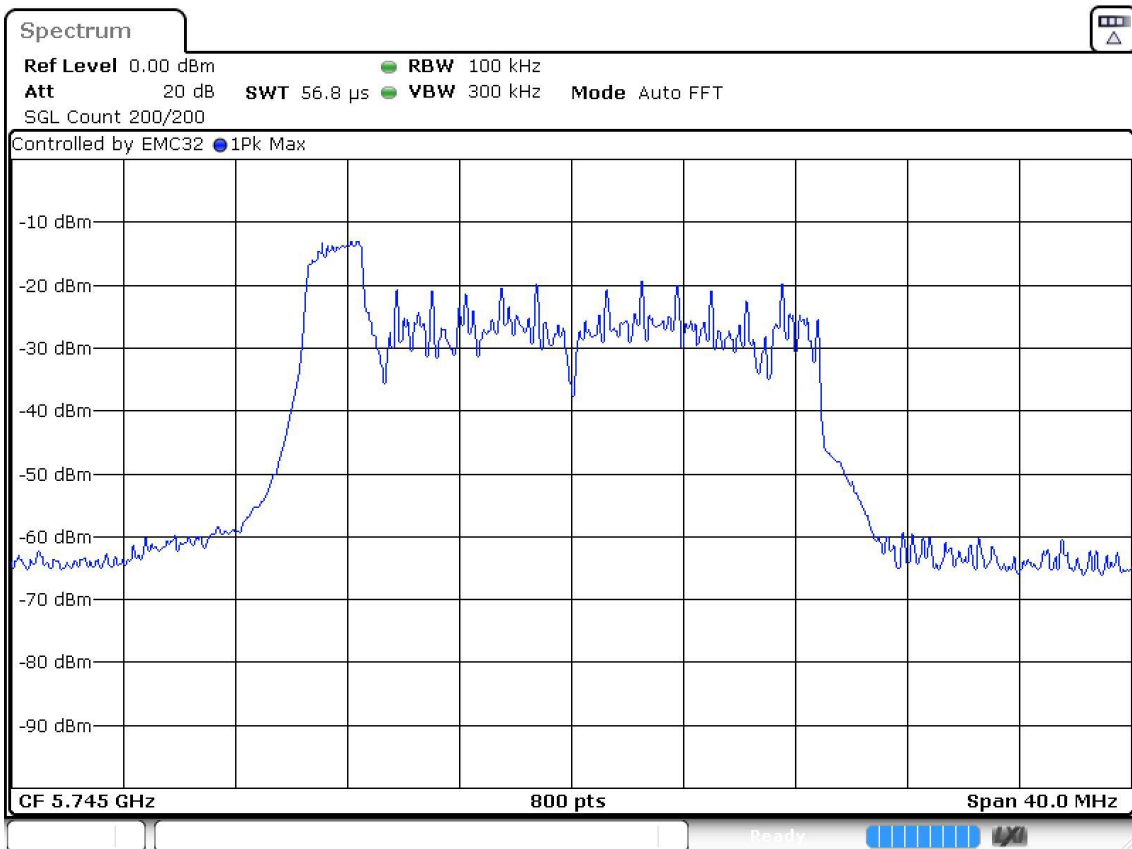
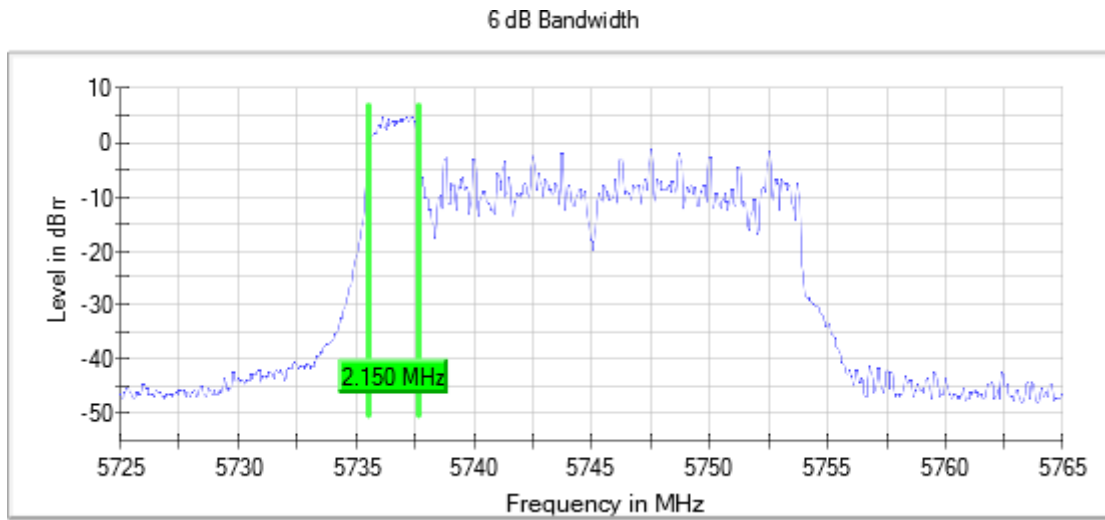
**Verdict**

Pass

**Attachments**

Frequency MHz = 5745.00000 Modulation = 802.11ax HE20 SS1 (OFDMA MCS8)  
Mode = MIMO CCD Mode 2x2 Number of Transmission Chains = 2

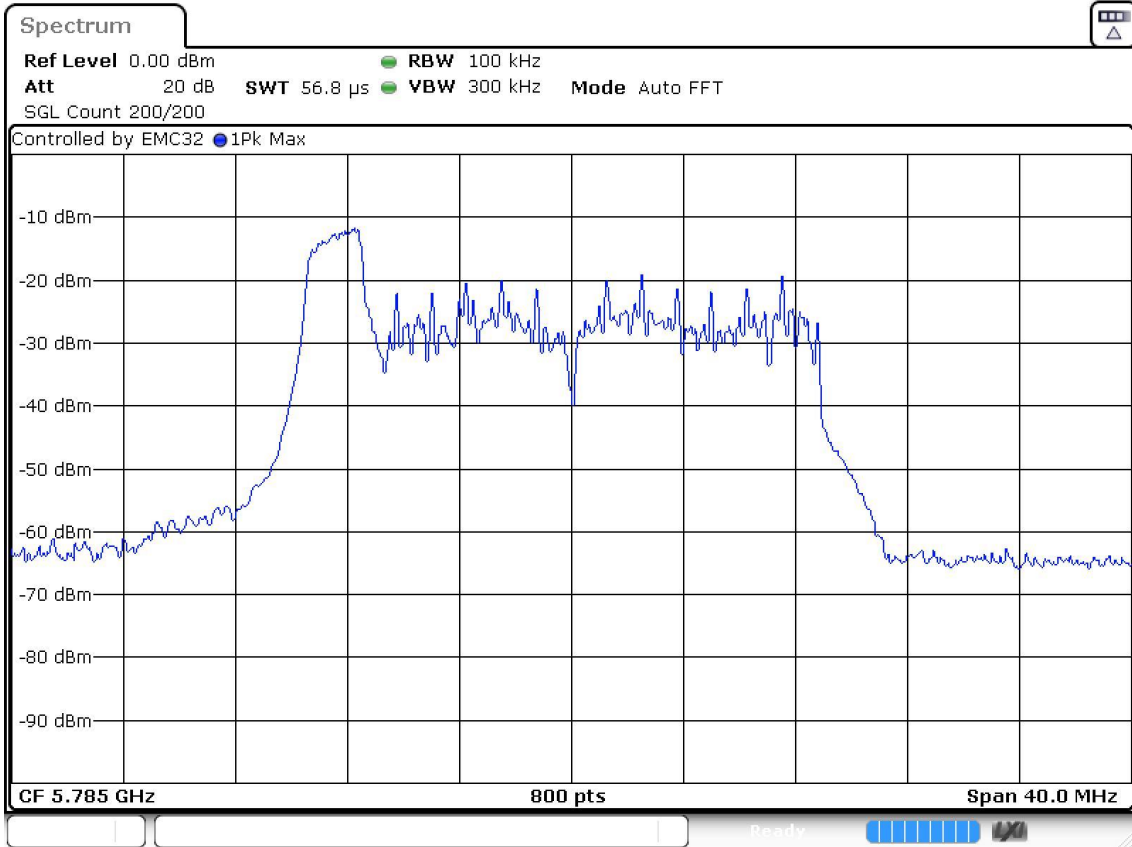
**Images:**



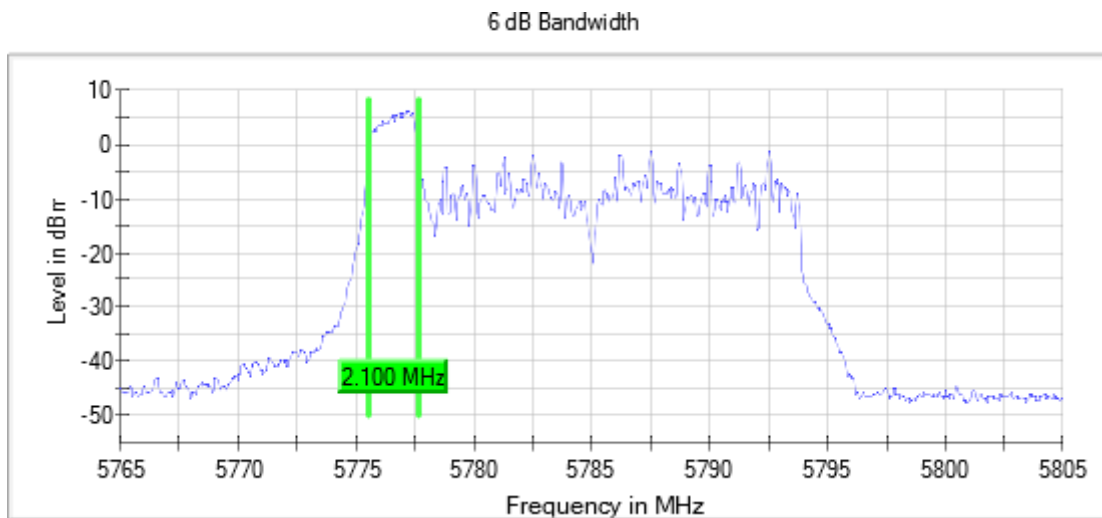
Date: 15.MAR.2023 20:32:38

Frequency MHz = 5785.00000 Modulation = 802.11ax HE20 SS1 (OFDMA MCS8)  
Mode = MIMO CCD Mode 2x2 Number of Transmission Chains = 2

Images:



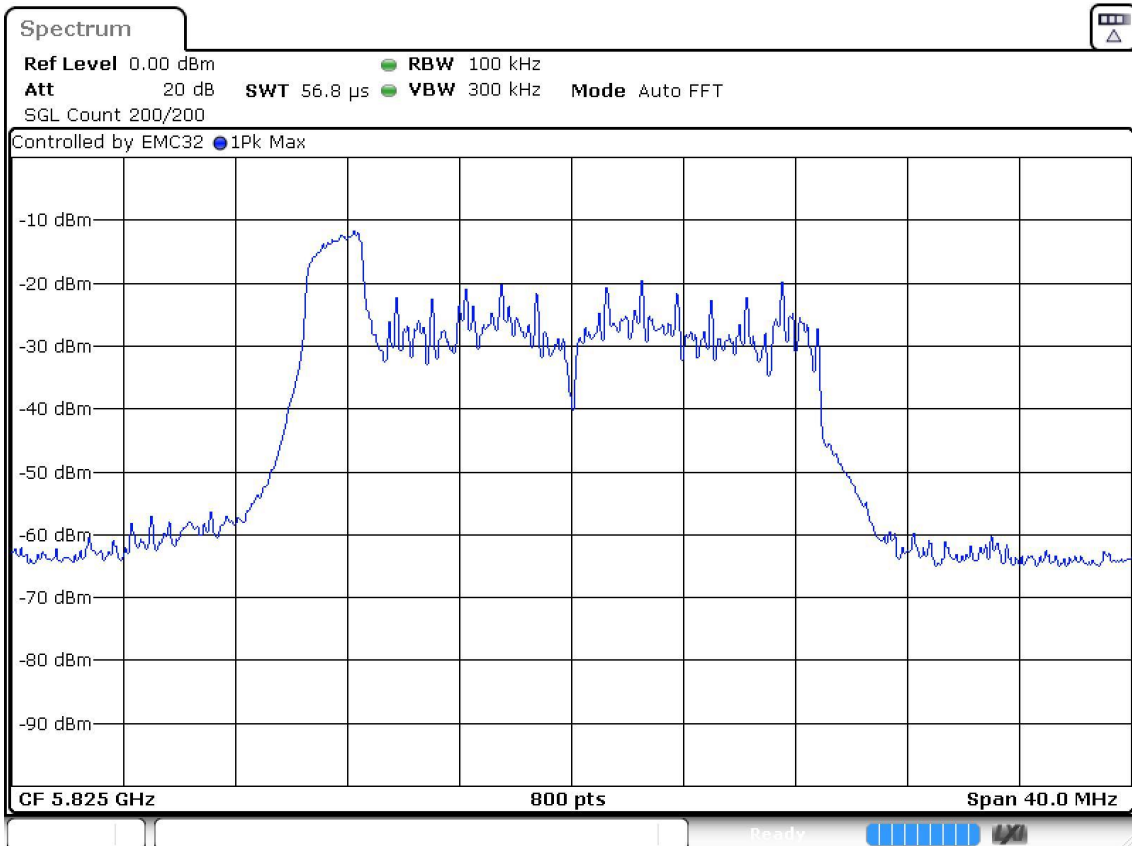
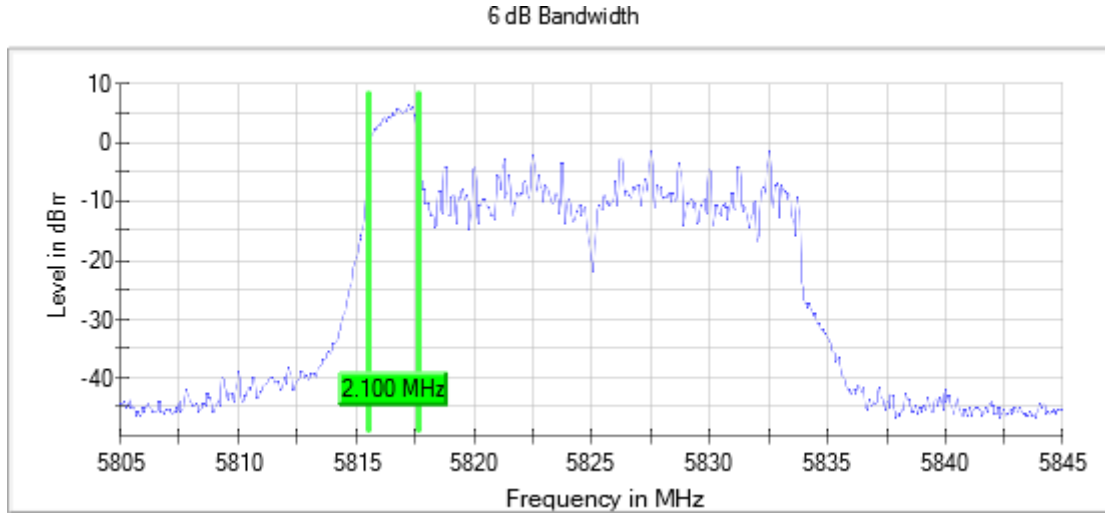
Date: 15.MAR.2023 21:25:12





Frequency MHz = 5825.00000 Modulation = 802.11ax HE20 SS1 (OFDMA MCS8)  
Mode = MIMO CCD Mode 2x2 Number of Transmission Chains = 2

Images:



Date: 15.MAR.2023 22:12:07

Mode: MIMO CCD Mode 2x2

Modulation: 802.11ax HE40 SS1 (OFDMA MCS9) – Partial RU

**Results**

Freq (MHz)	6dBw (MHz)
5755.00000	2.150
5795.00000	2.150

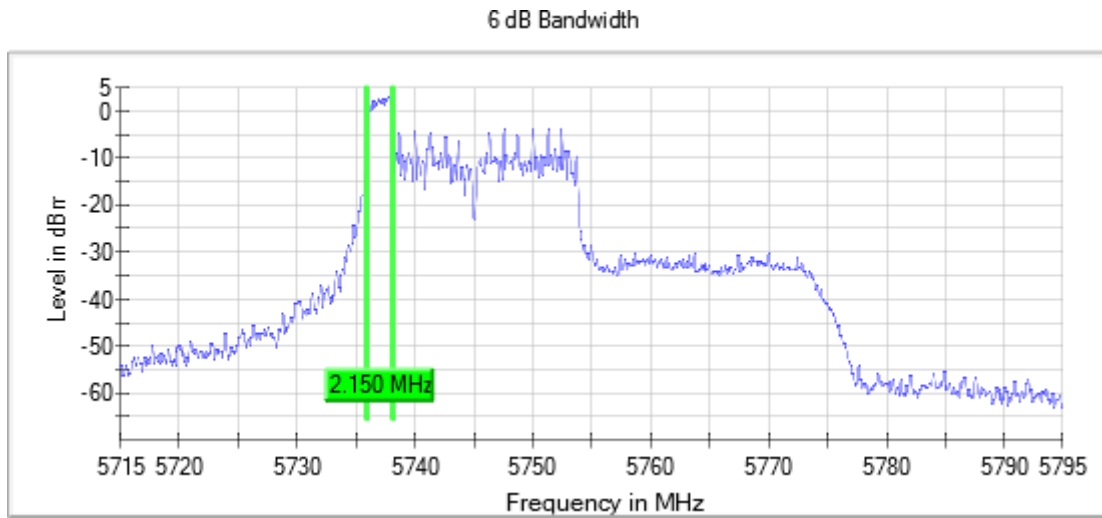
**Verdict**

Pass

**Attachments**

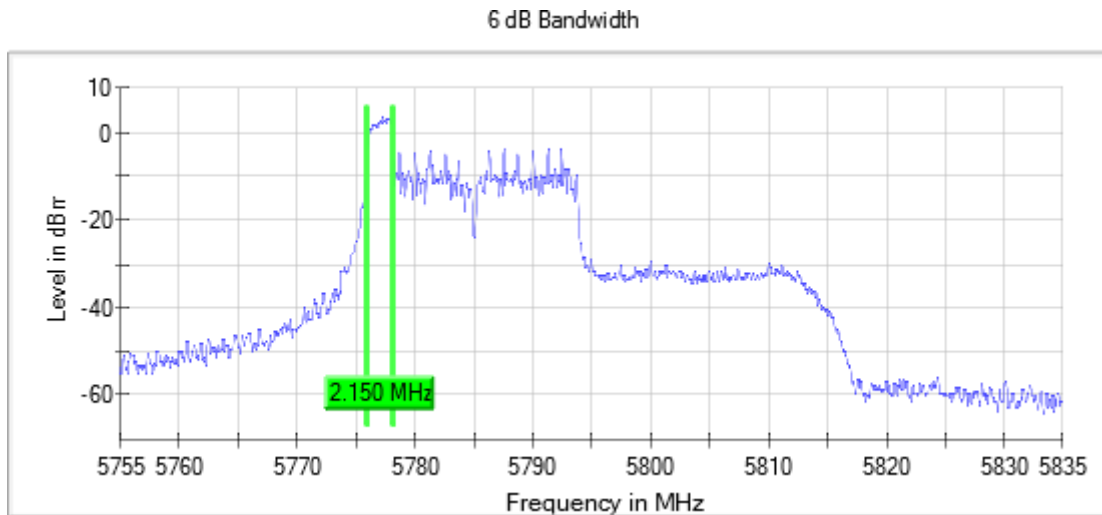
Frequency MHz = 5755.00000 Modulation = 802.11ax HE40 SS1 (OFDMA MCS9)  
Mode = MIMO CCD Mode 2x2 Number of Transmission Chains = 2

**Images:**



Frequency MHz = 5795.00000 Modulation = 802.11ax HE40 SS1 (OFDMA MCS9)  
Mode = MIMO CCD Mode 2x2 Number of Transmission Chains = 2

**Images:**



Mode: MIMO CCD Mode 2x2

Modulation: 802.11ax HE80 SS1 (OFDMA MCS11) – Partial RU

**Results**

Freq (MHz)	6dBw (MHz)
5775.00000	2.100

**Verdict**

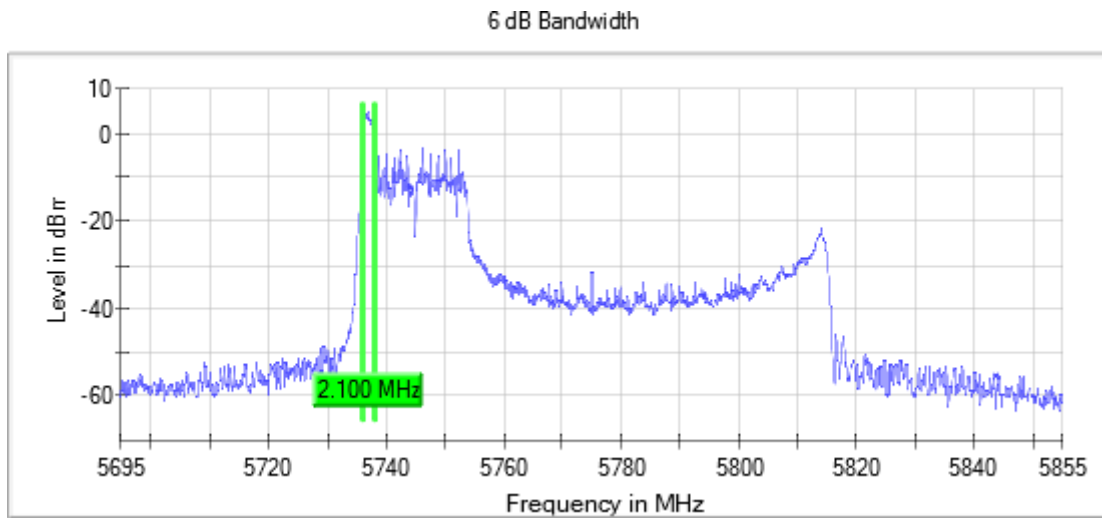
Pass

**Attachments**

Frequency MHz = 5775.00000 Modulation = 802.11ax HE80 SS1 (OFDMA MCS11)

Mode = MIMO CCD Mode 2x2 Number of Transmission Chains = 2

**Images:**



FCC 15.407 (b), 15.205 & 15.209 / RSS-Gen 8.9 & 8.10 Undesirable radiated emissions

**Limits**

Radiated emissions which fall in the restricted bands, as defined in §15.205(a), must also comply with the radiated emission limits specified in §15.209(a) (see §15.205(c)):

Frequency Range (MHz)	Field strength ( $\mu\text{V}/\text{m}$ )	Field strength ( $\text{dB}\mu\text{V}/\text{m}$ )	Measurement distance (m)
0.009-0.490	2400/F(kHz)	-	300
0.490-1.705	24000/F(kHz)	-	300
1.705 - 30.0	30	-	30
30 - 88	100	40	3
88 - 216	150	43.5	3
216 - 960	200	46	3
960 - 40000	500	54	3

The emission limits shown in the above table are based on measurements employing CISPR quasi-peak detector except for the frequency bands 9-90 kHz, 110-490 kHz and above 1000 MHz. Radiated emission limits in these three bands are based on measurements employing an average detector.

For average radiated emission measurements above 1000 MHz, there is also a limit corresponding to 20 dB above the indicated values in the table is specified when measuring with peak detector function.

## Results

### Frequency range 0.03 - 1 GHz

The spurious emissions below 1 GHz do not depend on the operating channel selected in the EUT.

## Attachments

UNII-2A:

Modulation: 802.11a (OFDM 54 Mbit/s)

### Results

## Verdict

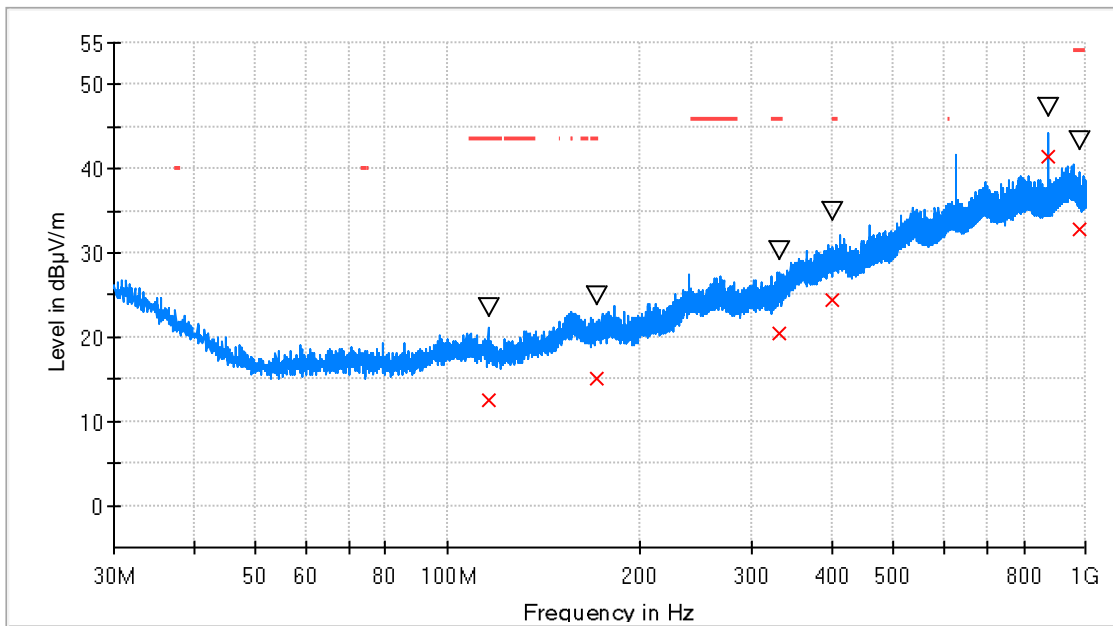
Pass

### Middle Channel

Active Port = 1, Frequency Range GHz = [0.03, 1], Frequency MHz = 5260.00000, Modulation = 802.11a (OFDM 6 Mbit/s), MODE = SISO, Measurement Point = 6

Images:

RF\_FCC\_15.407\_E Field\_30MHz\_1GHz



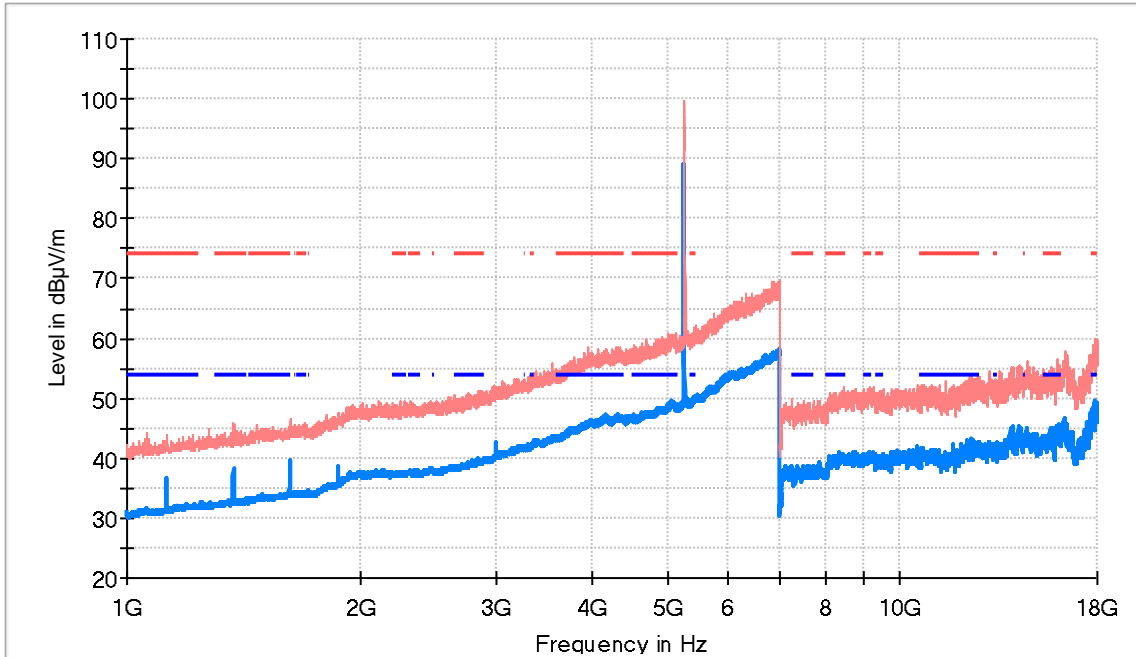
- PK+\_MAXH
- ▽ MaxPeak-PK+ (Single)
- - - TX limits to Spurious Emission FCC15.407 (30MHz to 1GHz) Restricted Bands QPK Limit
- × QuasiPeak-QPK (Single)

Frequency (MHz)	MaxPeak (dBµV/m)	QuasiPeak (dBµV/m)	Poi	Margin - QPK (dB)	Limit - QPK (dBµV/m)
115.699500	23.4	12.6	H	30.9	43.5
170.941000	24.9	15.2	V	28.4	43.5
330.845500	30.4	20.4	H	25.6	46.0
402.189000	34.9	24.4	H	21.6	46.0
875.015500	47.2	41.4	H	---	---
979.193500	43.4	32.8	H	21.2	54.0

**Frequency range 1 - 18 GHz**

**Frequency Range GHz = [1, 18], Frequency MHz = 5260.00000, Modulation = 802.11a (OFDM 54 Mbit/s), Mode = MIMO CCD Mode 2x2, Measurement Point = 1**

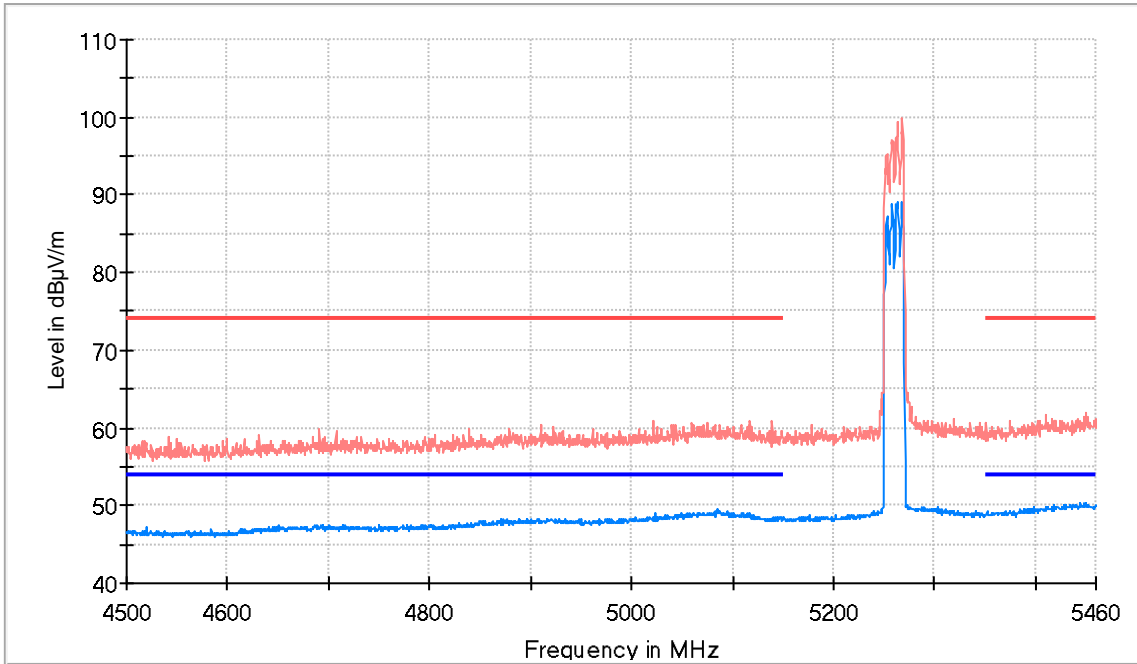
**Images:**



- AVG\_MAXH
- PK+\_MAXH
- TX limits to Spurious Emission FCC15.407 (1GHz to 40 GHz) Restricted Bands PK Limit
- TX limits to Spurious Emission FCC15.407 (1GHz to 40 GHz) Restricted Bands AVG Limit

Frequency (MHz)	PK+_MAXH (dBµV/m)	AVG_MAXH (dBµV/m)	Pol	Margin - AVG (dB)	Limit - AVG (dBµV/m)	Comment
5263.500000	99.4	89.2	H	---	---	Fundamental
17941.500000	58.8	49.7	V	4.3	54.0	

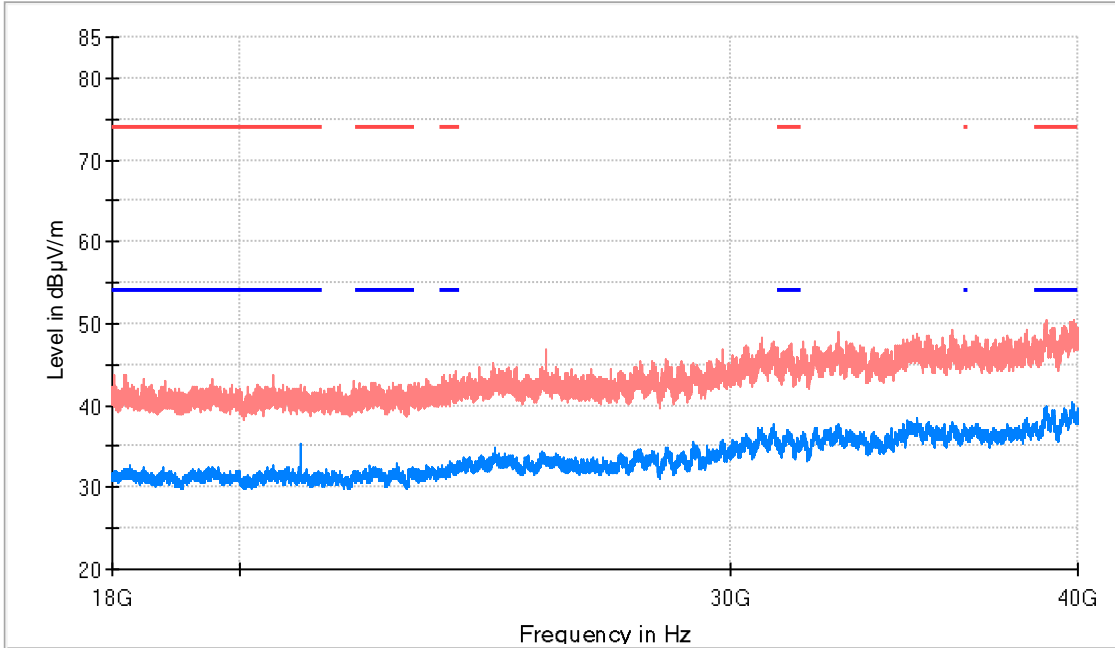




- AVG\_MAXH
- PK+\_MAXH
- TX limits to Spurious Emission FCC15.407 (1GHz to 40 GHz) Restricted Bands PK Limit
- TX limits to Spurious Emission FCC15.407 (1GHz to 40 GHz) Restricted Bands AVG Limit

Frequency Range GHz = [18, 40], Frequency MHz = 5260.00000, Modulation = 802.11a (OFDM 54 Mbit/s),  
 Mode = MIMO CCD Mode 2x2, Measurement Point = 1

Images:

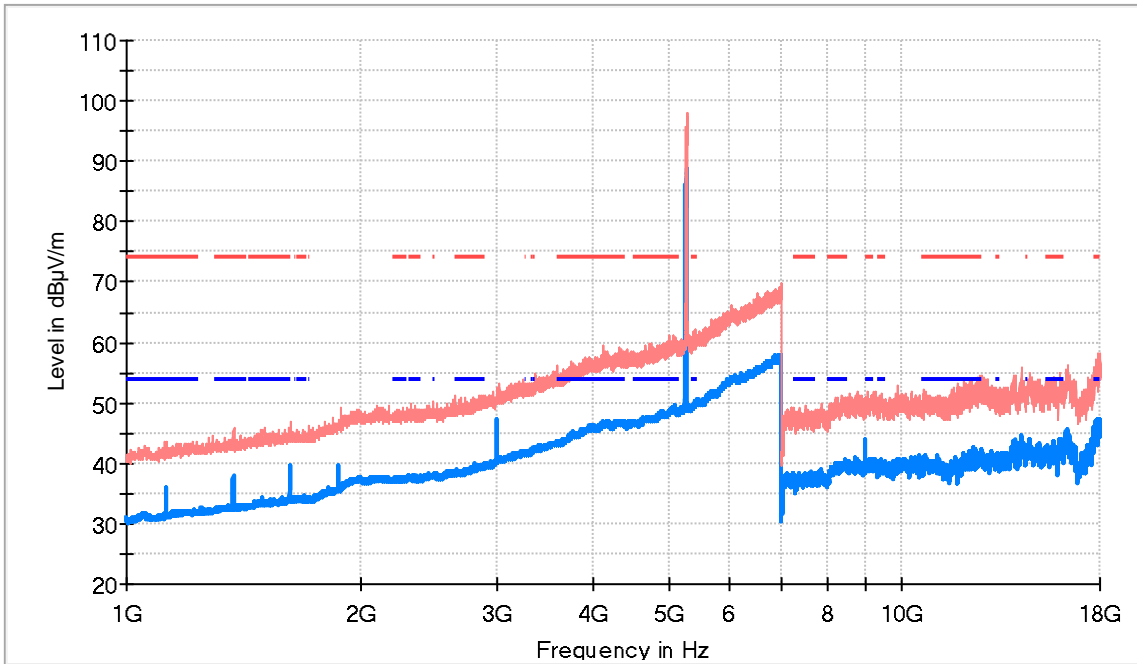


- AVG\_MAXH
- PK+\_MAXH
- TX limits to Spurious Emission FCC15.407 (1GHz to 40 GHz) Restricted Bands PK Limit
- TX limits to Spurious Emission FCC15.407 (1GHz to 40 GHz) Restricted Bands AVG Limit

Frequency (MHz)	PK+_MAXH (dBµV/m)	AVG_MAXH (dBµV/m)	Pol	Margin - AVG (dB)	Limit - AVG (dBµV/m)
21039.437500	41.2	35.4	H	18.6	54.0
39828.125000	47.8	40.4	V	13.6	54.0

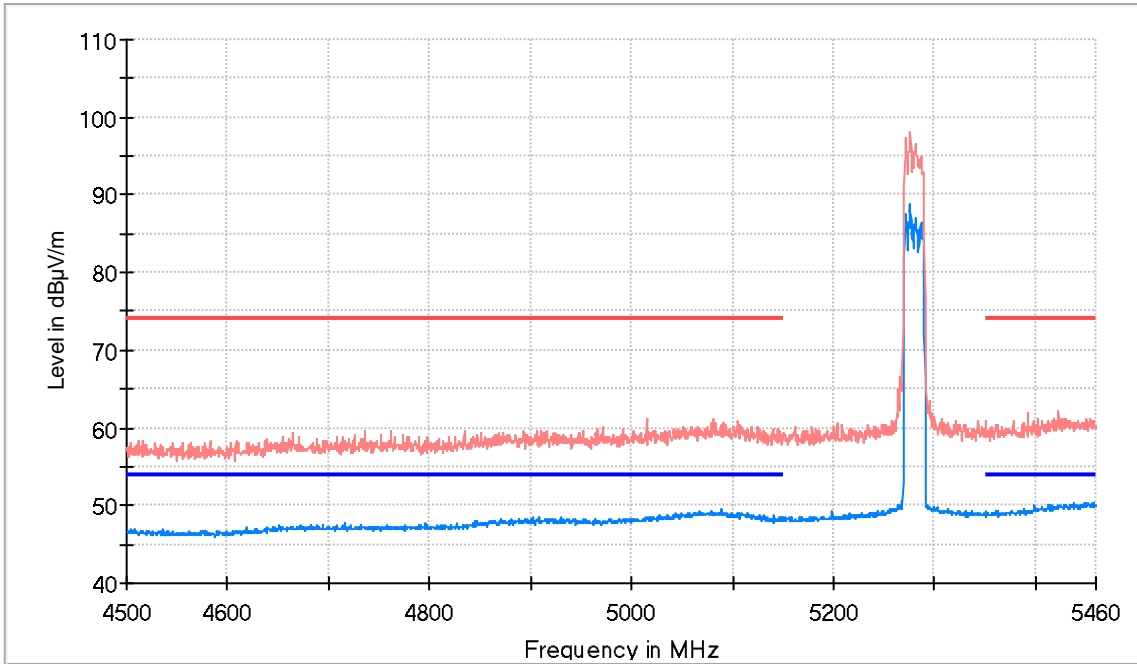
Frequency Range GHz = [1, 18], Frequency MHz = 5280.00000, Modulation = 802.11a (OFDM 54 Mbit/s),  
 Mode = MIMO CCD Mode 2x2, Measurement Point = 1

Images:



- AVG\_MAXH
- PK+\_MAXH
- - - TX limits to Spurious Emission FCC15.407 (1GHz to 40 GHz) Restricted Bands PK Limit
- - - TX limits to Spurious Emission FCC15.407 (1GHz to 40 GHz) Restricted Bands AVG Limit

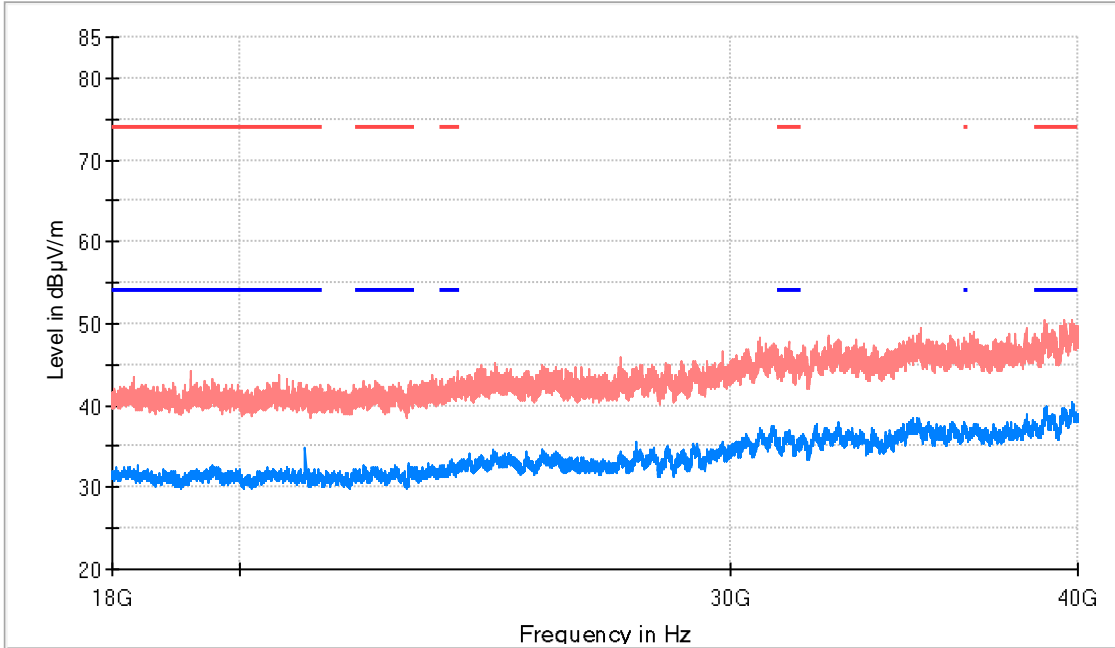
Frequency (MHz)	PK+_MAXH (dBµV/m)	AVG_MAXH (dBµV/m)	Pol	Margin - AVG (dB)	Limit - AVG (dBµV/m)	Comment
5275.500000	96.2	88.8	H	---	---	Fundamental
9000.000000	50.9	43.9	V	10.1	54.0	



- AVG\_MAXH
- PK+\_MAXH
- TX limits to Spurious Emission FCC15.407 (1GHz to 40 GHz) Restricted Bands PK Limit
- TX limits to Spurious Emission FCC15.407 (1GHz to 40 GHz) Restricted Bands AVG Limit

Frequency Range GHz = [18, 40], Frequency MHz = 5280.00000, Modulation = 802.11a (OFDM 54 Mbit/s),  
 Mode = MIMO CCD Mode 2x2, Measurement Point = 1

Images:

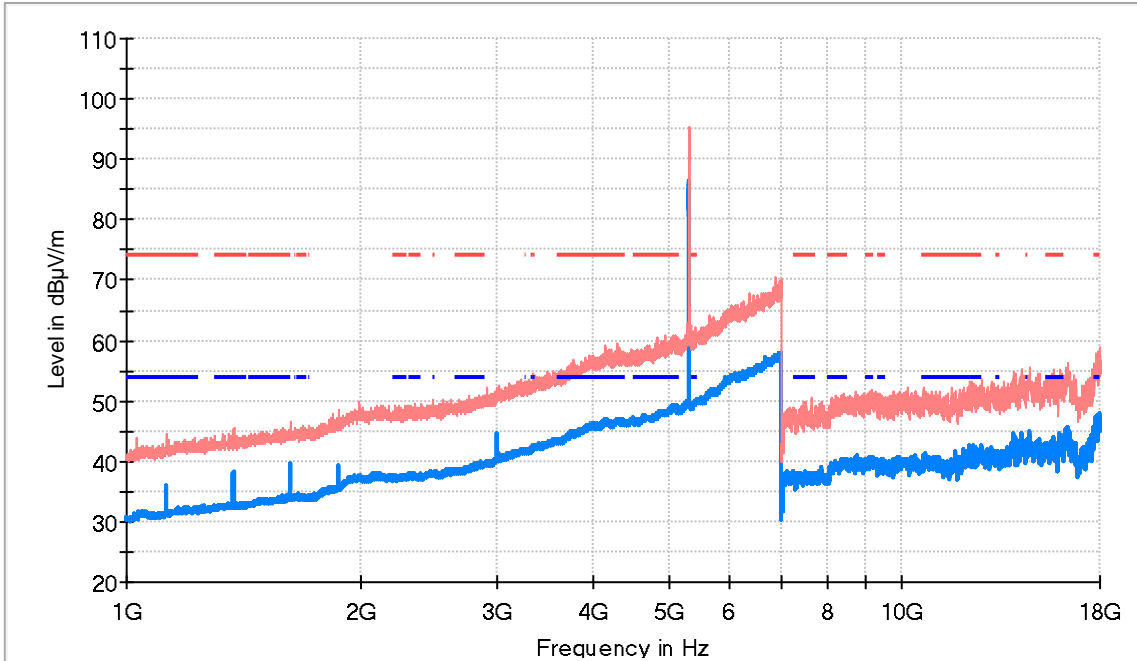


- AVG\_MAXH
- PK+\_MAXH
- TX limits to Spurious Emission FCC15.407 (1GHz to 40 GHz) Restricted Bands PK Limit
- TX limits to Spurious Emission FCC15.407 (1GHz to 40 GHz) Restricted Bands AVG Limit

Frequency (MHz)	PK+_MAXH (dBµV/m)	AVG_MAXH (dBµV/m)	Pol	Margin - AVG (dB)	Limit - AVG (dBµV/m)
21119.875000	41.8	35.0	H	19.0	54.0
39815.750000	50.1	40.4	H	13.6	54.0

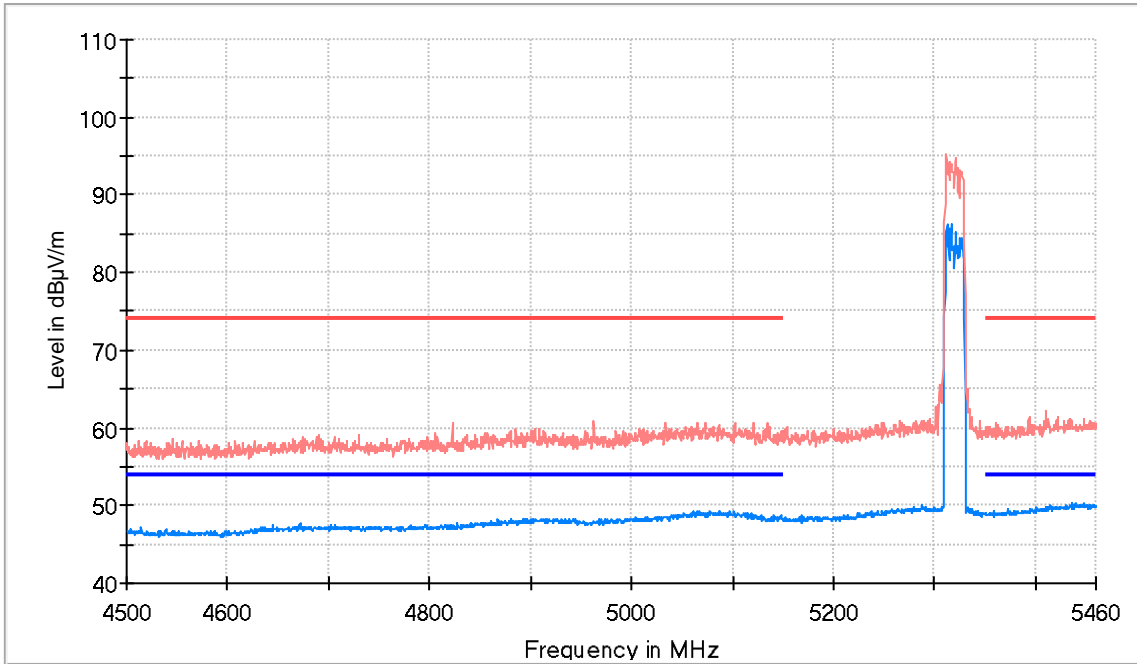
Frequency Range GHz = [1, 18], Frequency MHz = 5320.00000, Modulation = 802.11a (OFDM 54 Mbit/s),  
 Mode = MIMO CCD Mode 2x2, Measurement Point = 1

Images:



- AVG\_MAXH
- PK+\_MAXH
- - - TX limits to Spurious Emission FCC15.407 (1GHz to 40 GHz) Restricted Bands PK Limit
- - - TX limits to Spurious Emission FCC15.407 (1GHz to 40 GHz) Restricted Bands AVG Limit

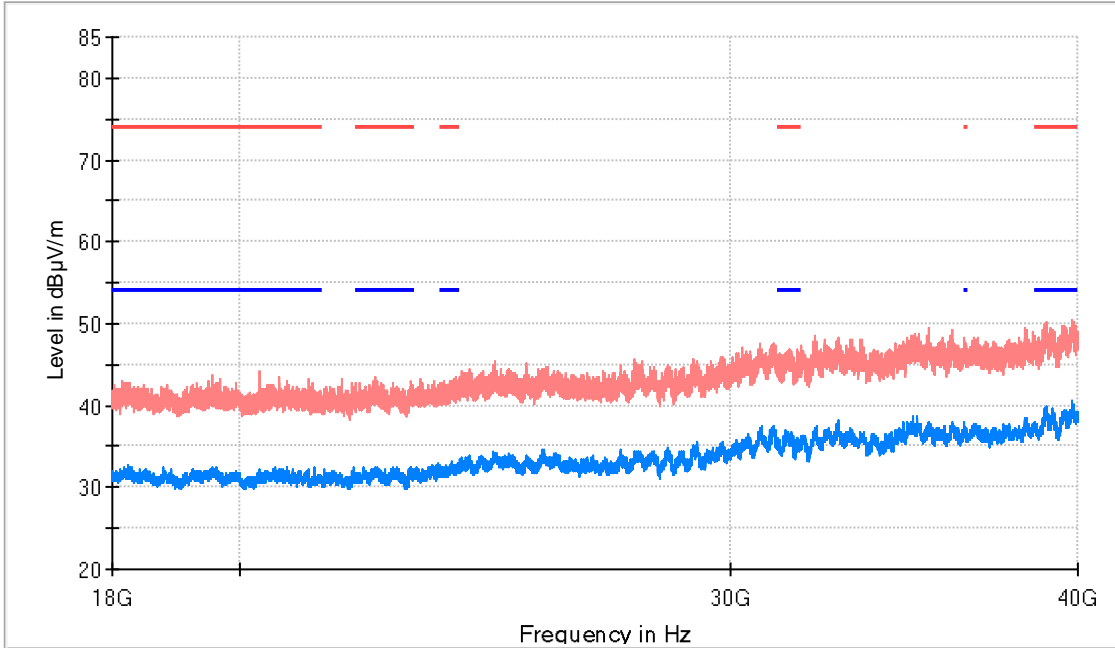
Frequency (MHz)	PK+_MAXH (dBµV/m)	AVG_MAXH (dBµV/m)	Pol	Margin - AVG (dB)	Limit - AVG (dBµV/m)	Comment
5317.000000	94.0	86.3	H	---	---	Fundamental
17948.500000	57.2	47.8	V	6.2	54.0	



- AVG\_MAXH
- PK+\_MAXH
- TX limits to Spurious Emission FCC15.407 (1GHz to 40 GHz) Restricted Bands PK Limit
- TX limits to Spurious Emission FCC15.407 (1GHz to 40 GHz) Restricted Bands AVG Limit

Frequency Range GHz = [18, 40], Frequency MHz = 5320.00000, Modulation = 802.11a (OFDM 54 Mbit/s),  
 Mode = MIMO CCD Mode 2x2, Measurement Point = 1

Images:



- AVG\_MAXH
- PK+\_MAXH
- TX limits to Spurious Emission FCC15.407 (1GHz to 40 GHz) Restricted Bands PK Limit
- TX limits to Spurious Emission FCC15.407 (1GHz to 40 GHz) Restricted Bands AVG Limit

Frequency (MHz)	PK+_MAXH (dBµV/m)	AVG_MAXH (dBµV/m)	Pol	Margin - AVG (dB)	Limit - AVG (dBµV/m)
39806.125000	48.6	40.6	H	13.4	54.0



Modulation: 802.11ac VHT40 SS1 (OFDM MCS9)

**Results**

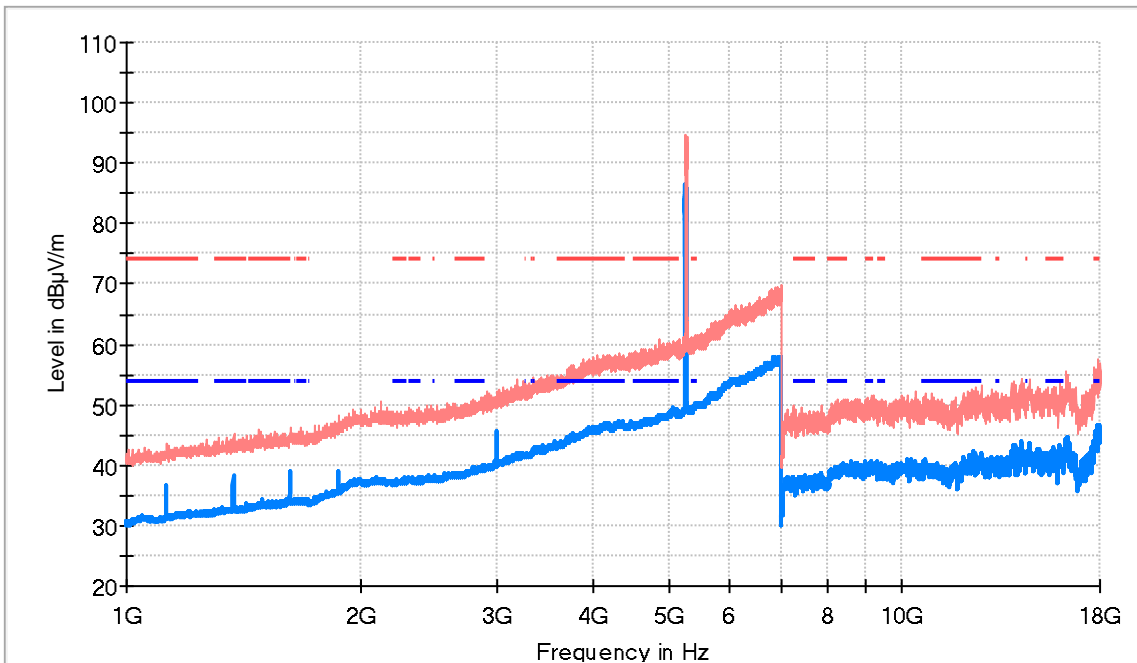
**Verdict**

Pass

**Attachments**

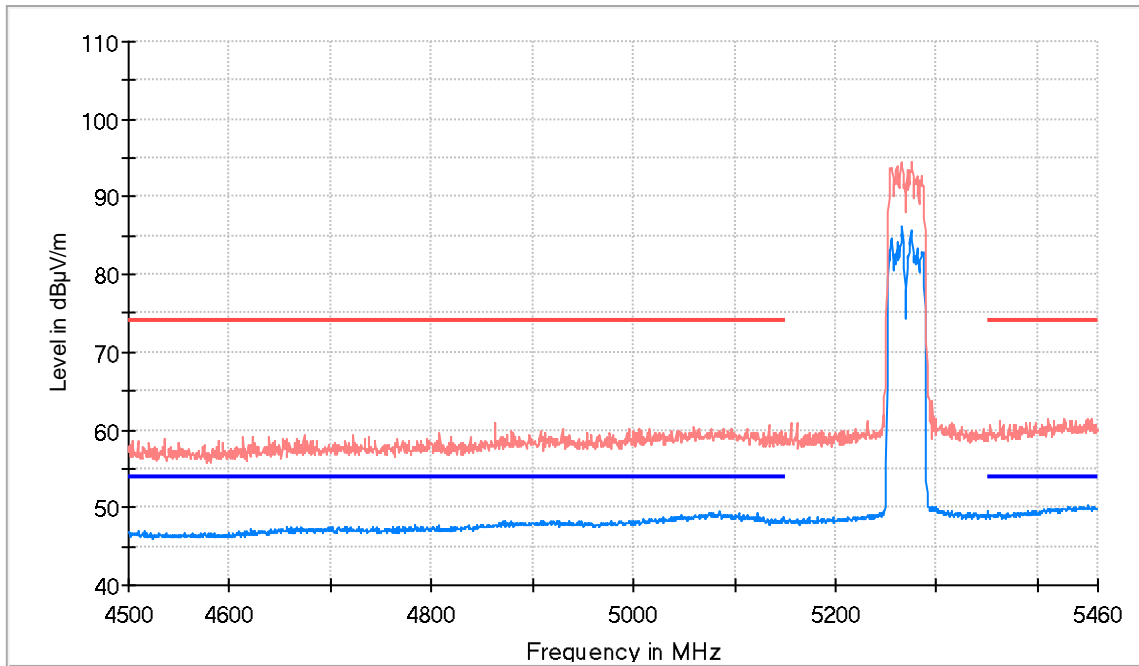
Frequency Range GHz = [1, 18], Frequency MHz = 5270.00000, Modulation = 802.11ac VHT40 SS1 (OFDM MCS9), Mode = MIMO CCD Mode 2x2, Measurement Point = 1

**Images:**



- AVG\_MAXH
- PK+\_MAXH
- TX limits to Spurious Emission FCC15.407 (1GHz to 40 GHz) Restricted Bands PK Limit
- TX limits to Spurious Emission FCC15.407 (1GHz to 40 GHz) Restricted Bands AVG Limit

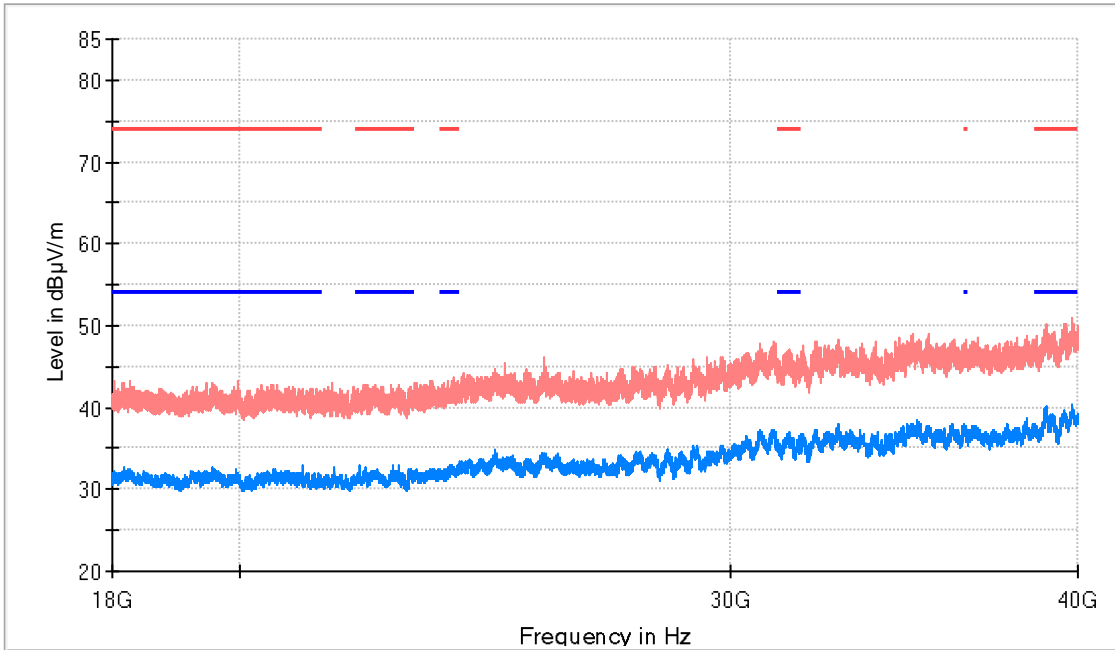
Frequency (MHz)	PK+_MAXH (dBµV/m)	AVG_MAXH (dBµV/m)	Pol	Margin - AVG (dB)	Limit - AVG (dBµV/m)	Comment
5266.500000	94.0	86.3	H	---	---	Fundamental
17942.00000	56.6	46.7	V	7.3	54.0	



- AVG\_MAXH
- PK+\_MAXH
- TX limits to Spurious Emission FCC15.407 (1GHz to 40 GHz) Restricted Bands PK Limit
- TX limits to Spurious Emission FCC15.407 (1GHz to 40 GHz) Restricted Bands AVG Limit

Frequency Range GHz = [18, 40], Frequency MHz = 5270.00000, Modulation = 802.11ac VHT40 SS1 (OFDM MCS9), Mode = MIMO CCD Mode 2x2, Measurement Point = 1

Images:

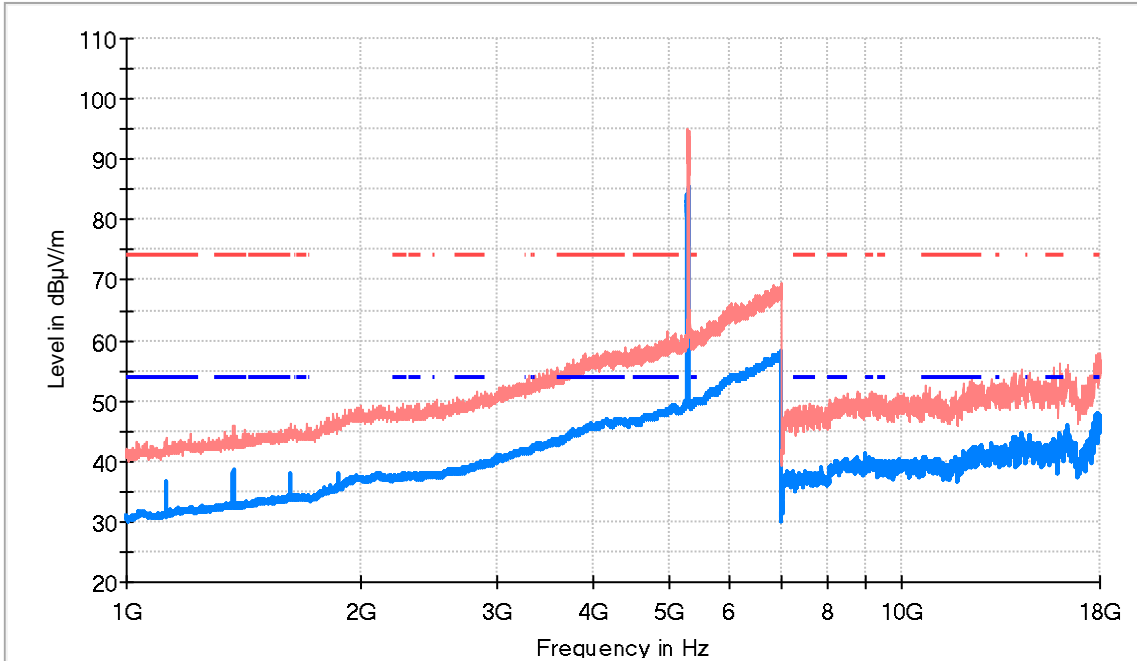


- AVG\_MAXH
- PK+\_MAXH
- TX limits to Spurious Emission FCC15.407 (1GHz to 40 GHz) Restricted Bands PK Limit
- TX limits to Spurious Emission FCC15.407 (1GHz to 40 GHz) Restricted Bands AVG Limit

Frequency (MHz)	PK+_MAXH (dBµV/m)	AVG_MAXH (dBµV/m)	Pol	Margin - AVG (dB)	Limit - AVG (dBµV/m)
21079.312500	40.1	32.9	V	21.1	54.0
39817.125000	48.9	40.4	V	13.6	54.0

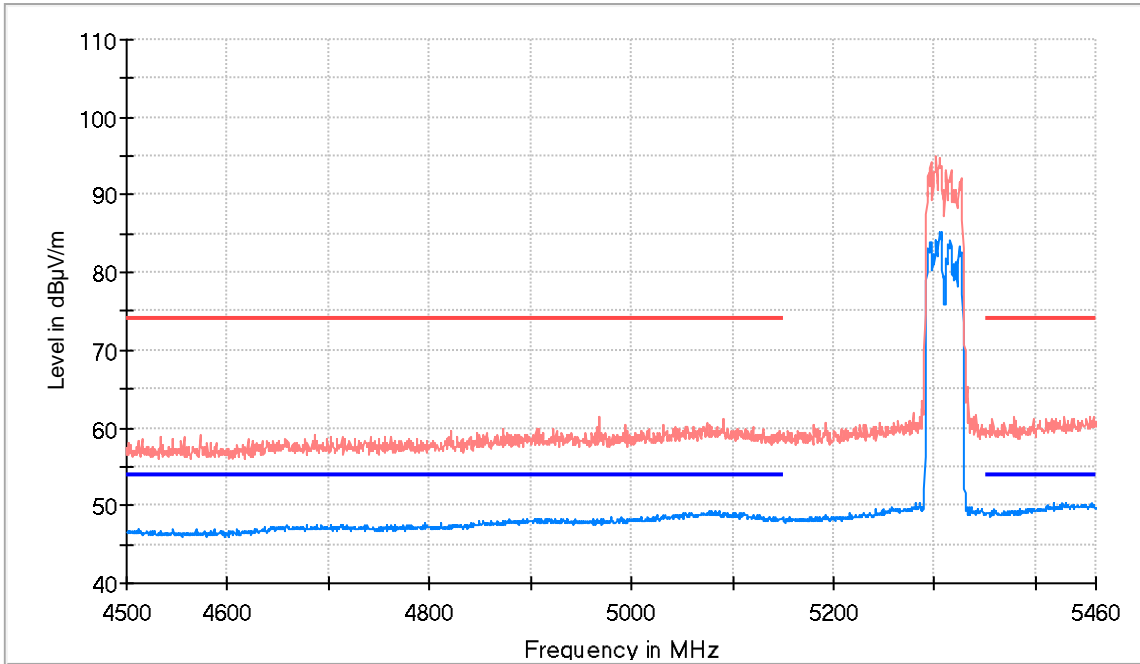
Frequency Range GHz = [1, 18], Frequency MHz = 5310.00000, Modulation = 802.11ac VHT40 SS1 (OFDM MCS9), Mode = MIMO CCD Mode 2x2, Measurement Point = 1

Images:



- AVG\_MAXH
- PK+\_MAXH
- - - TX limits to Spurious Emission FCC15.407 (1GHz to 40 GHz) Restricted Bands PK Limit
- - - TX limits to Spurious Emission FCC15.407 (1GHz to 40 GHz) Restricted Bands AVG Limit

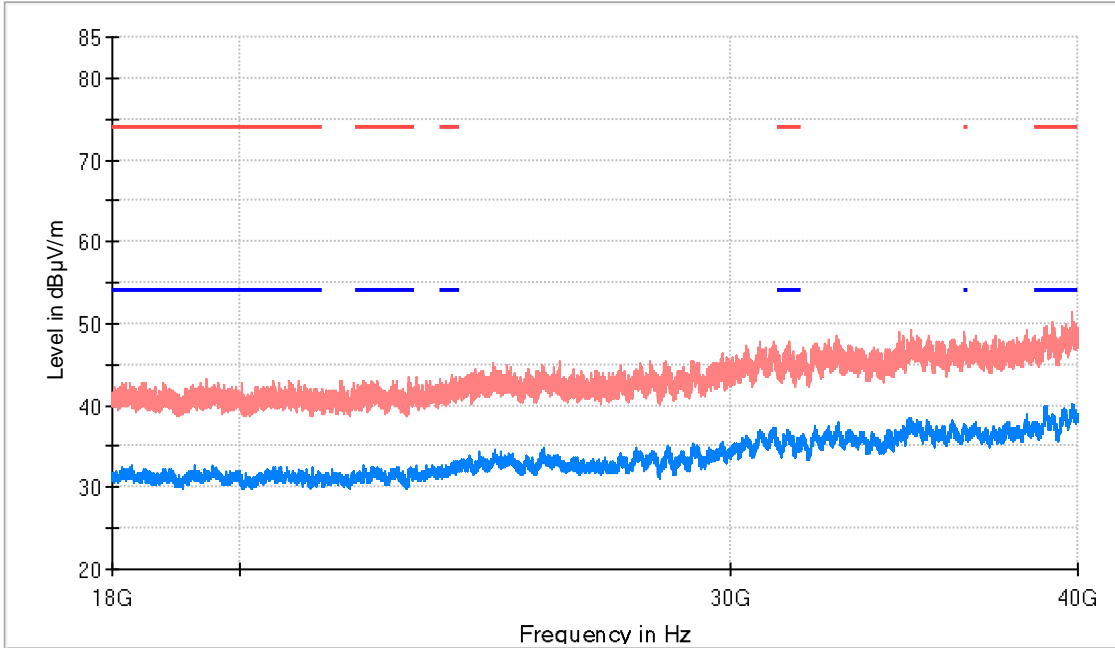
Frequency (MHz)	PK+_MAXH (dBµV/m)	AVG_MAXH (dBµV/m)	Pol	Margin - AVG (dB)	Limit - AVG (dBµV/m)	Comment
5305.000000	94.8	85.3	H	---	---	Fundamental
9000.000000	50.1	41.4	V	12.6	54.0	



- AVG\_MAXH
- PK+\_MAXH
- TX limits to Spurious Emission FCC15.407 (1GHz to 40 GHz) Restricted Bands PK Limit
- TX limits to Spurious Emission FCC15.407 (1GHz to 40 GHz) Restricted Bands AVG Limit

Frequency Range GHz = [18, 40], Frequency MHz = 5310.00000, Modulation = 802.11ac VHT40 SS1 (OFDM MCS9), Mode = MIMO CCD Mode 2x2, Measurement Point = 1

Images:



- AVG\_MAXH
- PK+\_MAXH
- TX limits to Spurious Emission FCC15.407 (1GHz to 40 GHz) Restricted Bands PK Limit
- TX limits to Spurious Emission FCC15.407 (1GHz to 40 GHz) Restricted Bands AVG Limit

Frequency (MHz)	PK+_MAXH (dBµV/m)	AVG_MAXH (dBµV/m)	Pol	Margin - AVG (dB)	Limit - AVG (dBµV/m)
39793.062500	48.5	40.1	H	13.9	54.0

Modulation: 802.11ac VHT80 SS1 (OFDM MCS9)

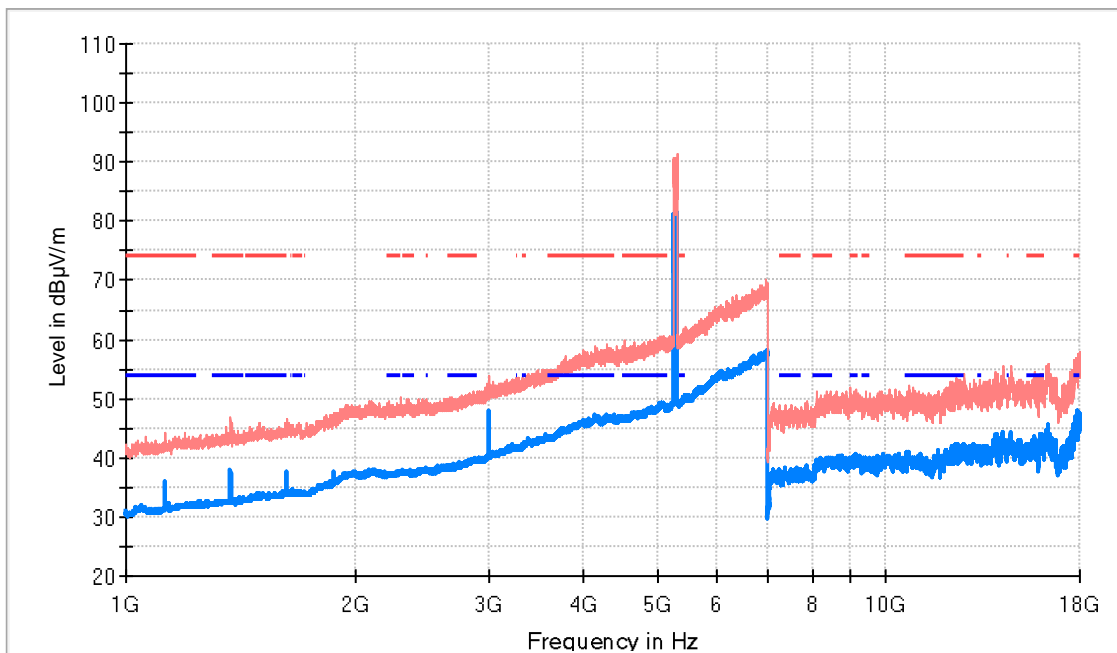
**Results**

**Verdict**

Pass

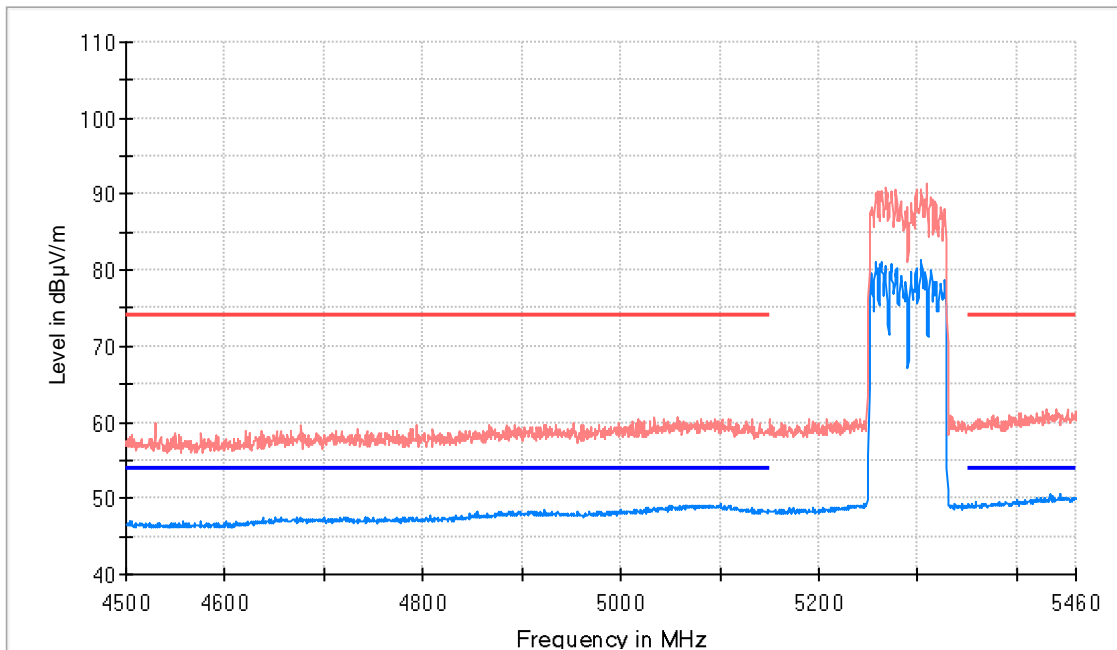
Frequency Range GHz = [1, 18], Frequency MHz = 5290.00000, Modulation = 802.11ac VHT80 SS1 (OFDM MCS9), Mode = MIMO CCD Mode 2x2, Measurement Point = 1

**Images:**



- AVG\_MAXH
- PK+\_MAXH
- - - TX limits to Spurious Emission FCC15.407 (1GHz to 40 GHz) Restricted Bands PK Limit
- - - TX limits to Spurious Emission FCC15.407 (1GHz to 40 GHz) Restricted Bands AVG Limit

Frequency (MHz)	PK+_MAXH (dBµV/m)	AVG_MAXH (dBµV/m)	Pol	Margin - AVG (dB)	Limit - AVG (dBµV/m)	Comment
5309.000000	91.5	76.0	H	---	---	Fundamental
17943.000000	56.6	47.9	V	6.1	54.0	

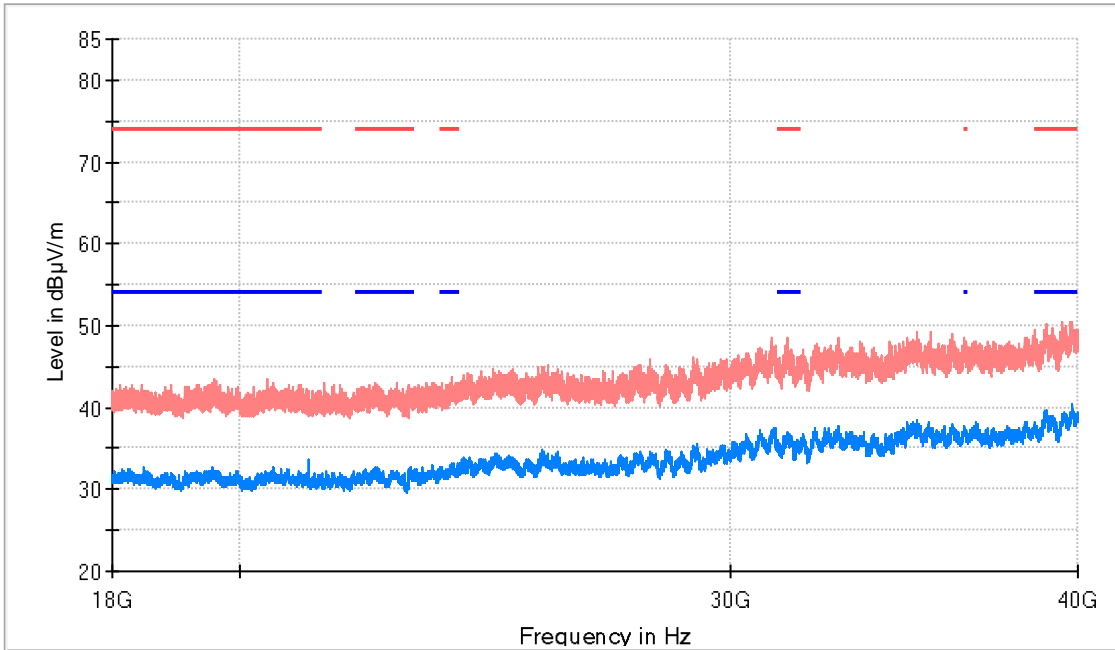


- AVG\_MAXH
- PK+\_MAXH
- TX limits to Spurious Emission FCC15.407 (1GHz to 40 GHz) Restricted Bands PK Limit
- TX limits to Spurious Emission FCC15.407 (1GHz to 40 GHz) Restricted Bands AVG Limit



Frequency Range GHz = [18, 40], Frequency MHz = 5290.00000, Modulation = 802.11ac VHT80 SS1 (OFDM MCS9), Mode = MIMO CCD Mode 2x2, Measurement Point = 1

Images:



- AVG\_MAXH
- PK+\_MAXH
- TX limits to Spurious Emission FCC15.407 (1GHz to 40 GHz) Restricted Bands PK Limit
- TX limits to Spurious Emission FCC15.407 (1GHz to 40 GHz) Restricted Bands AVG Limit

Frequency (MHz)	PK+_MAXH (dBµV/m)	AVG_MAXH (dBµV/m)	Pol	Margin - AVG (dB)	Limit - AVG (dBµV/m)
21159.750000	41.0	33.6	H	20.4	54.0
39824.687500	49.4	40.5	H	13.5	54.0

**UNII-2C:**

Modulation: 802.11a (OFDM 54 Mbit/s)

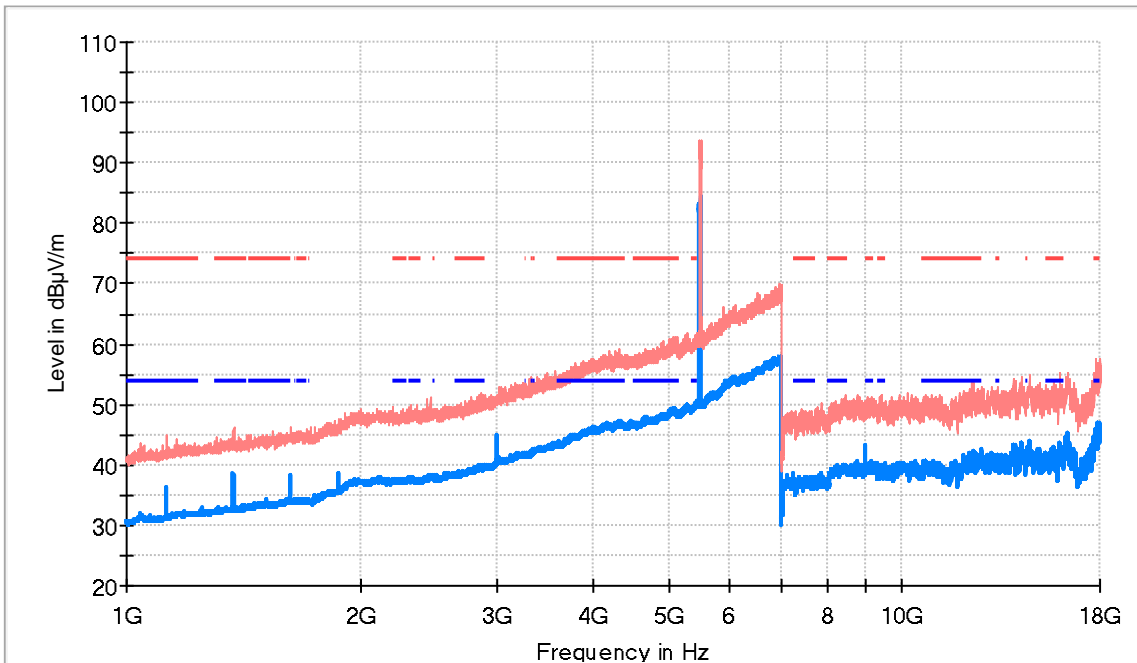
**Results**

**Verdict**

Pass

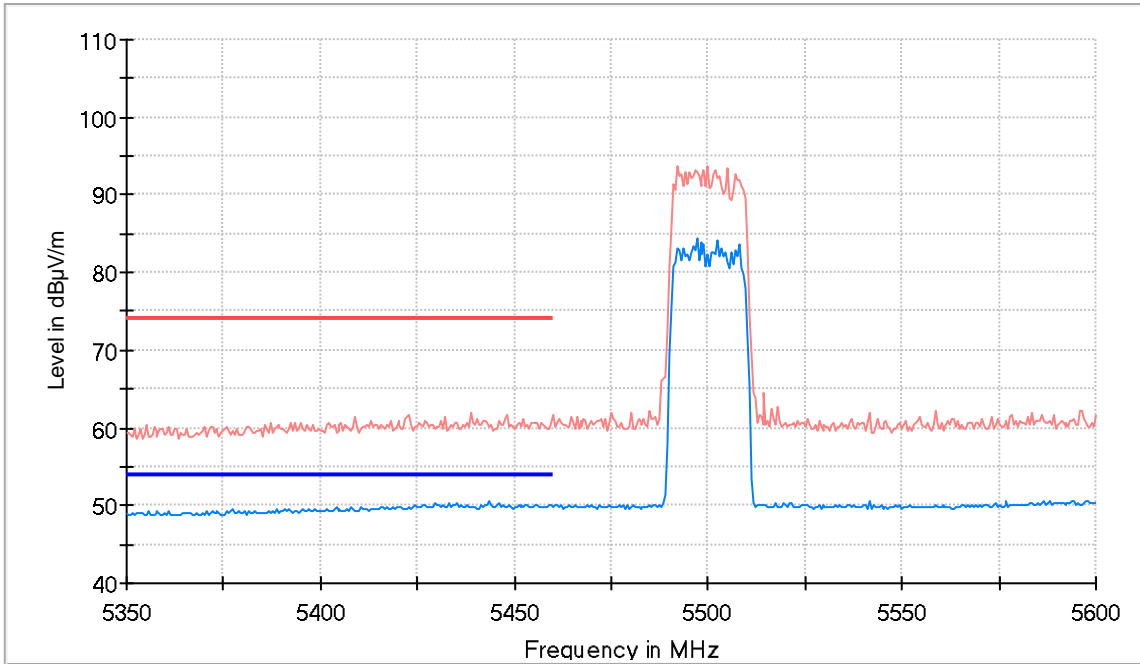
Frequency Range GHz = [1, 18], Frequency MHz = 5500.00000, Modulation = 802.11a (OFDM 54 Mbit/s), Mode = MIMO CCD Mode 2x2, Measurement Point = 1

**Images:**



- AVG\_MAXH
- PK+\_MAXH
- TX limits to Spurious Emission FCC15.407 (1GHz to 40 GHz) Restricted Bands PK Limit
- TX limits to Spurious Emission FCC15.407 (1GHz to 40 GHz) Restricted Bands AVG Limit

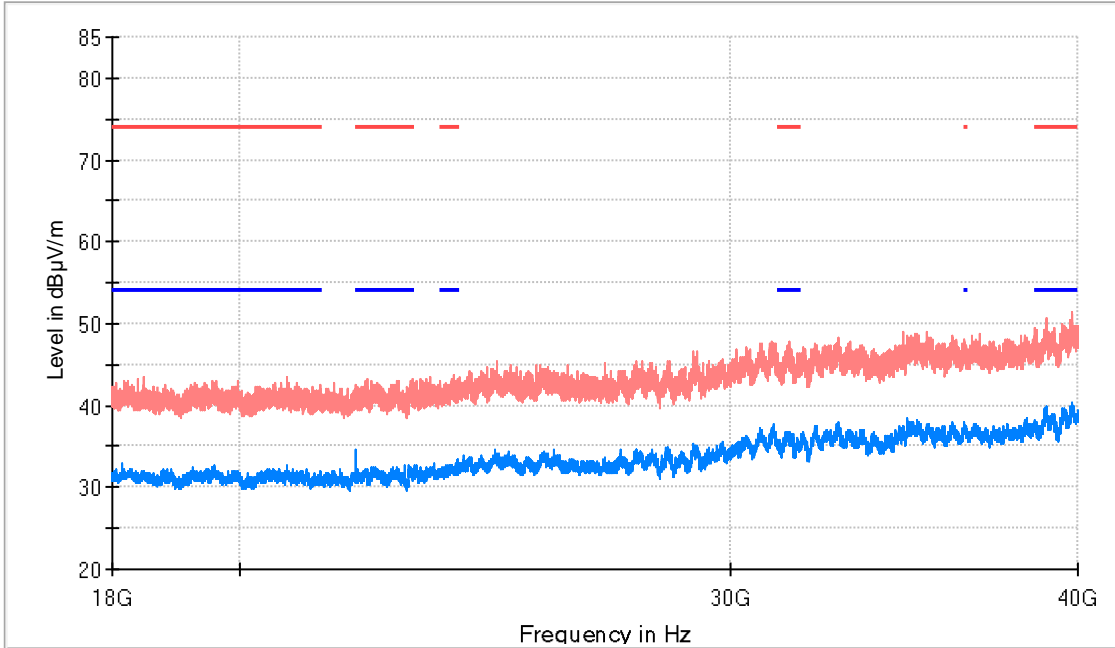
Frequency (MHz)	PK+_MAXH (dBµV/m)	AVG_MAXH (dBµV/m)	Pol	Margin - AVG (dB)	Limit - AVG (dBµV/m)	Comment
5500.000000	93.8	82.5	H	---	---	Fundamental
9000.000000	49.0	43.4	V	10.6	54.0	



- AVG\_MAXH
- PK+\_MAXH
- TX limits to Spurious Emission FCC15.407 (1GHz to 40 GHz) Restricted Bands PK Limit
- TX limits to Spurious Emission FCC15.407 (1GHz to 40 GHz) Restricted Bands AVG Limit

Frequency Range GHz = [18, 40], Frequency MHz = 5500.00000, Modulation = 802.11a (OFDM 54 Mbit/s),  
 Mode = MIMO CCD Mode 2x2, Measurement Point = 1

Images:

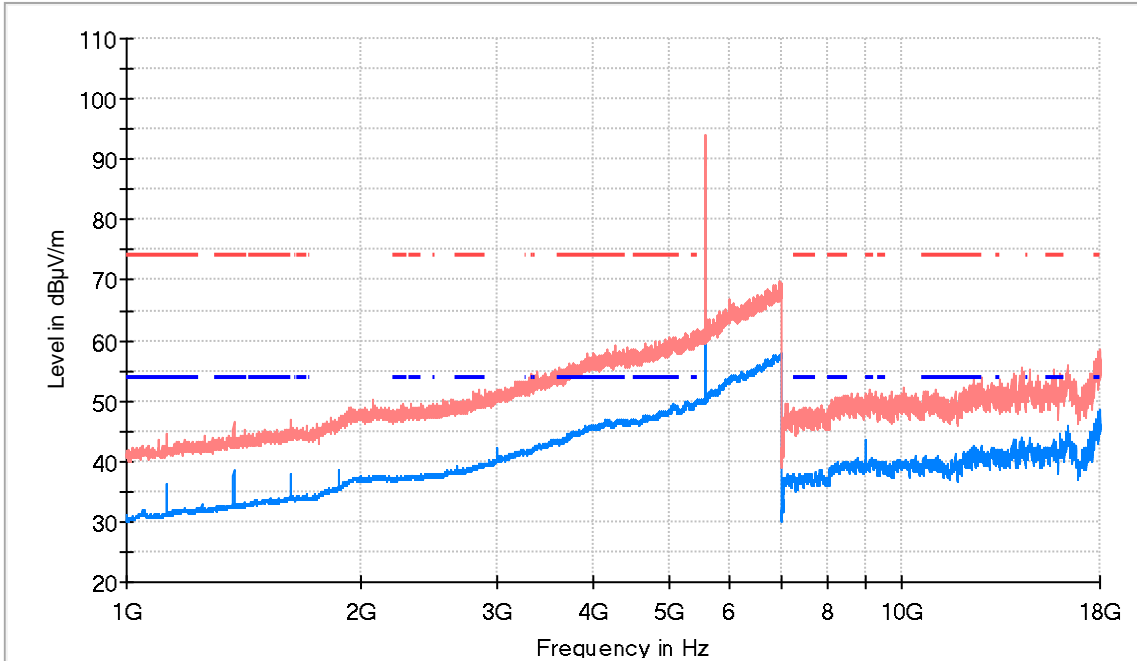


- AVG\_MAXH
- PK+\_MAXH
- TX limits to Spurious Emission FCC15.407 (1GHz to 40 GHz) Restricted Bands PK Limit
- TX limits to Spurious Emission FCC15.407 (1GHz to 40 GHz) Restricted Bands AVG Limit

Frequency (MHz)	PK+_MAXH (dBµV/m)	AVG_MAXH (dBµV/m)	Pol	Margin - AVG (dB)	Limit - AVG (dBµV/m)
21999.875000	42.6	34.6	H	---	---
39830.875000	48.7	40.4	V	13.6	54.0

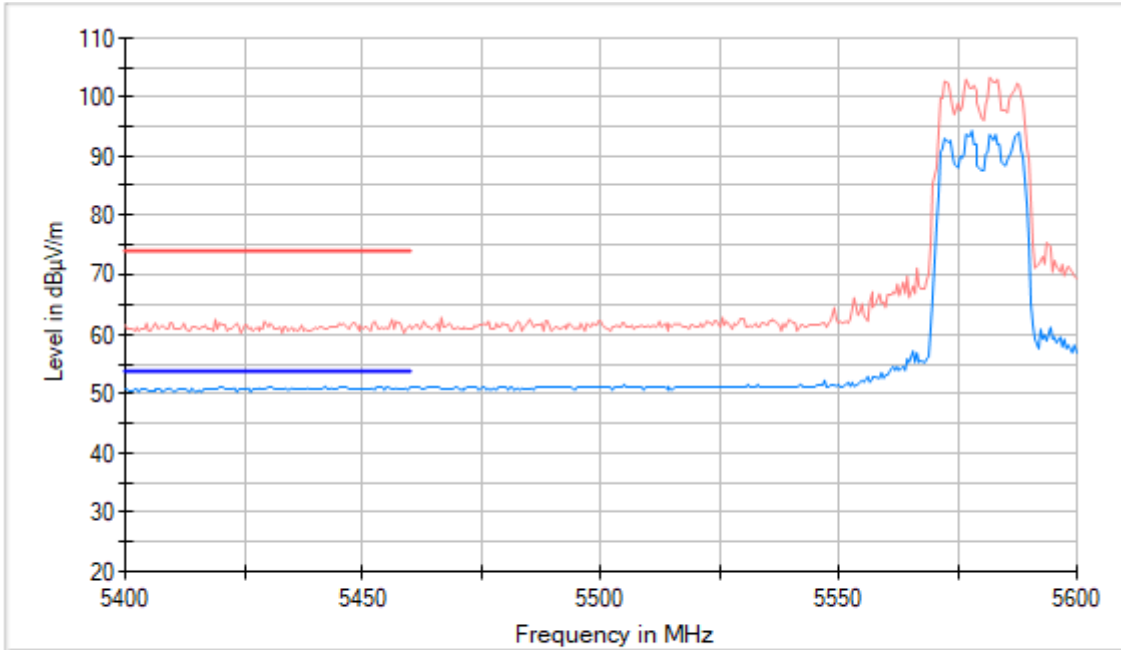
Frequency Range GHz = [1, 18], Frequency MHz = 5580.00000, Modulation 802.11a (OFDM 54 Mbit/s), Mode = MIMO CCD Mode 2x2, Measurement Point = 1

Images:



- AVG\_MAXH
- PK+\_MAXH
- TX limits to Spurious Emission FCC15.407 (1GHz to 40 GHz) Restricted Bands PK Limit
- TX limits to Spurious Emission FCC15.407 (1GHz to 40 GHz) Restricted Bands AVG Limit

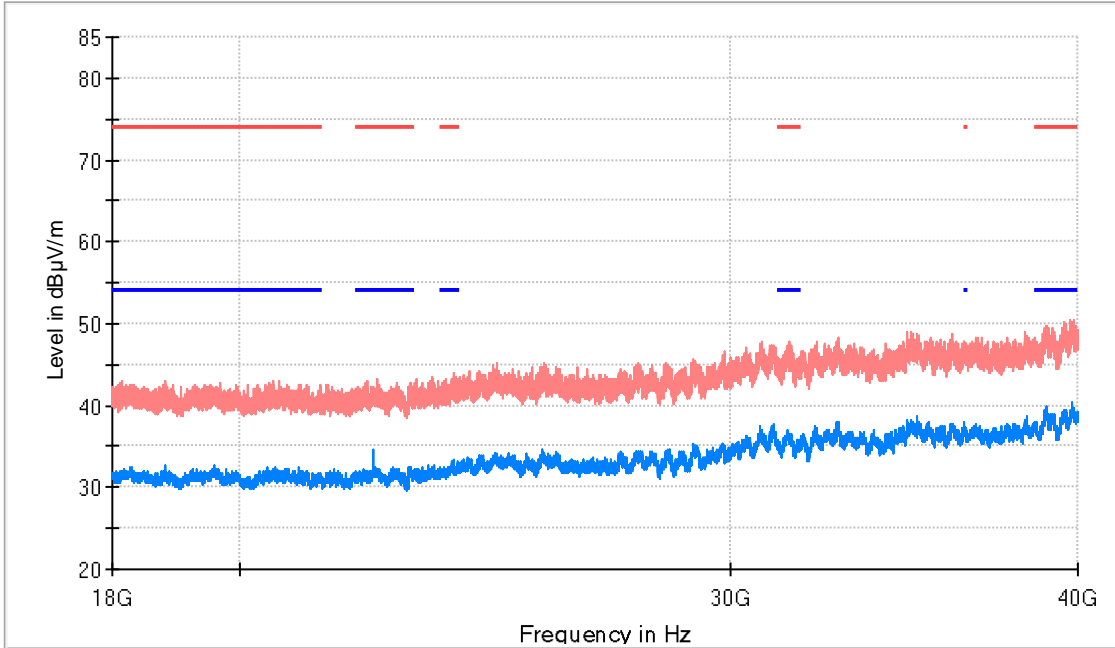
Frequency (MHz)	PK+_MAXH (dBµV/m)	AVG_MAXH (dBµV/m)	Pol	Margin - AVG (dB)	Limit - AVG (dBµV/m)	Comment
5572.000000	94.2	85.1	H	---	---	Fundamental
9000.000000	50.1	43.6	V	10.4	54.0	



- AVG\_MAXH
- PK+\_MAXH
- TX limits to Spurious Emission FCC 15.407 (1GHz to 40 GHz) Restricted Bands PK Limit
- TX limits to Spurious Emission FCC 15.407 (1GHz to 40 GHz) Restricted Bands AVG Limit

Frequency Range GHz = [18, 40], Frequency MHz = 5580.00000, Modulation = 802.11a (OFDM 54 Mbit/s),  
 Mode = MIMO CCD Mode 2x2, Measurement Point = 1

Images:

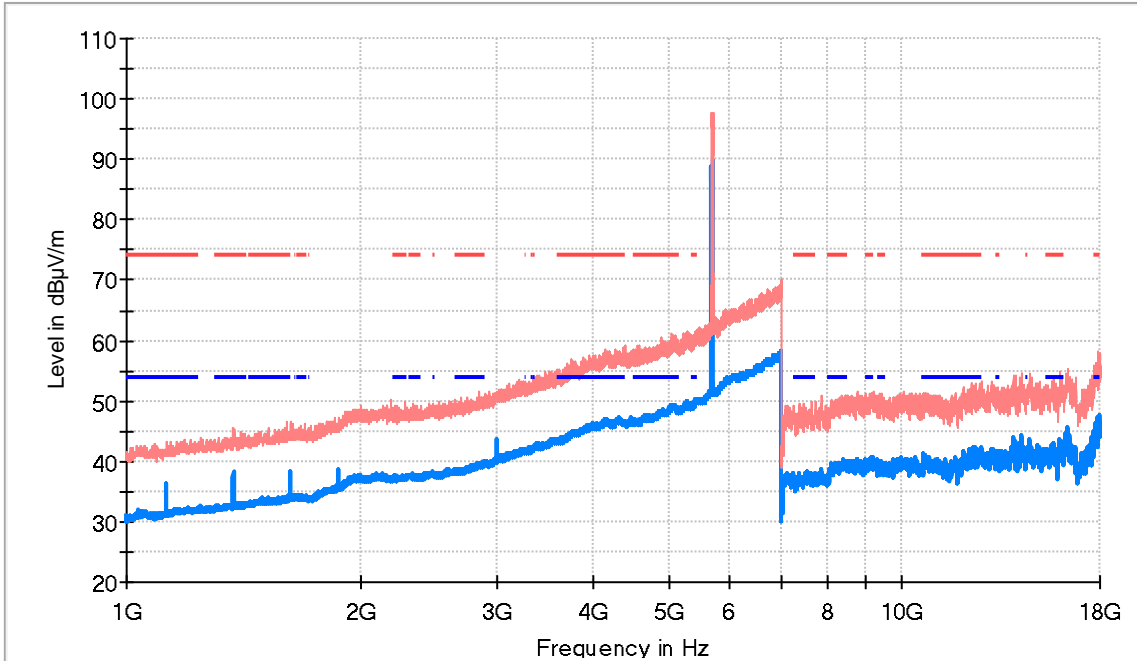


- AVG\_MAXH
- PK+\_MAXH
- TX limits to Spurious Emission FCC15.407 (1GHz to 40 GHz) Restricted Bands PK Limit
- TX limits to Spurious Emission FCC15.407 (1GHz to 40 GHz) Restricted Bands AVG Limit

Frequency (MHz)	PK+_MAXH (dBµV/m)	AVG_MAXH (dBµV/m)	Pol	Margin - AVG (dB)	Limit - AVG (dBµV/m)
22319.562500	40.8	34.5	V	19.5	54.0
39799.250000	49.0	40.4	V	13.6	54.0

Frequency Range GHz = [1, 18], Frequency MHz = 5700.00000, Modulation = 802.11a (OFDM 54 Mbit/s),  
 Mode = MIMO CCD Mode 2x2, Measurement Point = 1

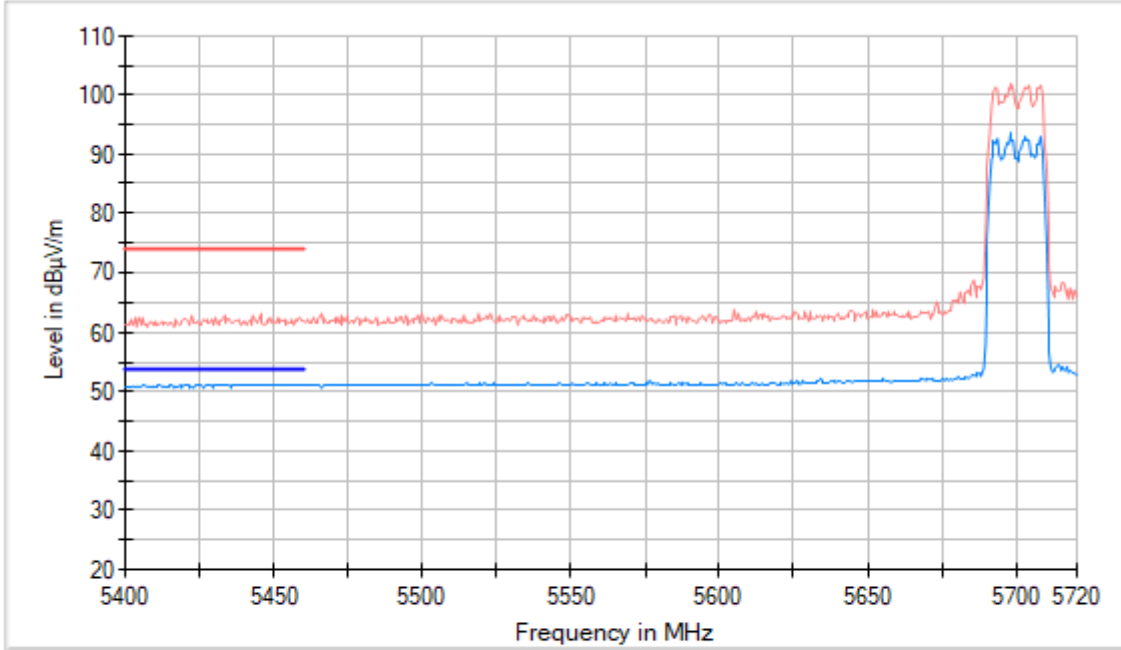
Images:



- AVG\_MAXH
- PK+\_MAXH
- TX limits to Spurious Emission FCC15.407 (1GHz to 40 GHz) Restricted Bands PK Limit
- TX limits to Spurious Emission FCC15.407 (1GHz to 40 GHz) Restricted Bands AVG Limit

Frequency (MHz)	PK+_MAXH (dBµV/m)	AVG_MAXH (dBµV/m)	Pol	Margin - AVG (dB)	Limit - AVG (dBµV/m)	Comment
5703.000000	97.7	89.7	H	---	---	Fundamental
17948.000000	56.9	47.5	H	6.5	54.0	

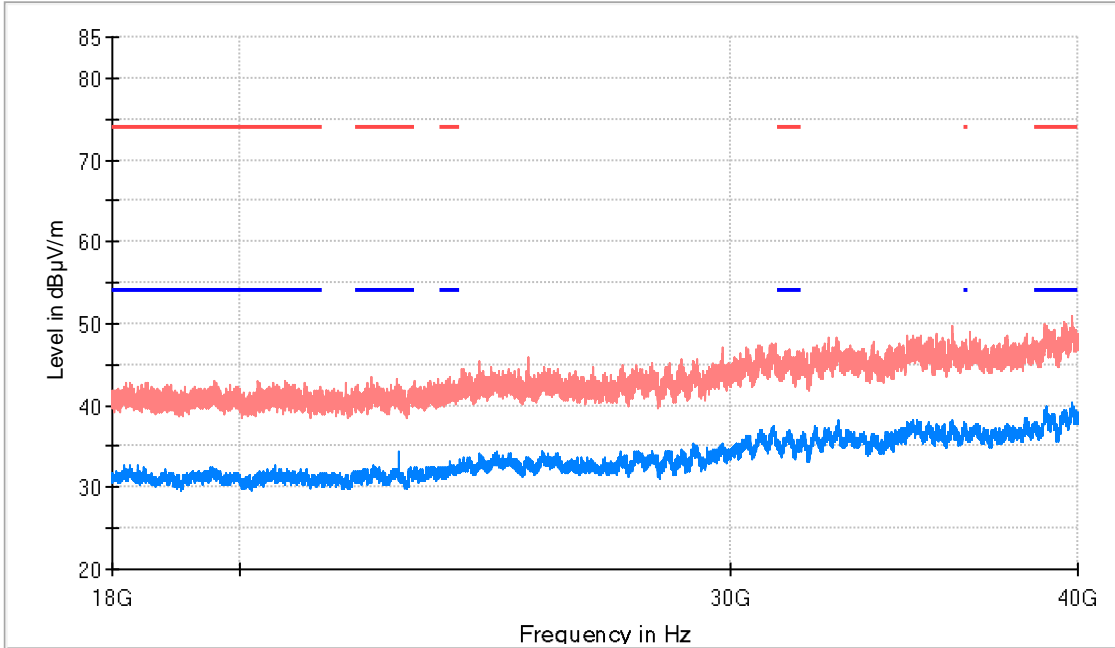




- AVG\_MAXH
- PK+\_MAXH
- TX limits to Spurious Emission FCC 15.407 (1GHz to 40 GHz) Restricted Bands PK Limit
- TX limits to Spurious Emission FCC 15.407 (1GHz to 40 GHz) Restricted Bands AVG Limit

Frequency Range GHz = [18, 40], Frequency MHz = 5700.00000, Modulation = 802.11a (OFDM 54 Mbit/s),  
 Mode = MIMO CCD Mode 2x2, Measurement Point = 1

Images:



- AVG\_MAXH
- PK+\_MAXH
- TX limits to Spurious Emission FCC15.407 (1GHz to 40 GHz) Restricted Bands PK Limit
- TX limits to Spurious Emission FCC15.407 (1GHz to 40 GHz) Restricted Bands AVG Limit

Frequency (MHz)	PK+_MAXH (dBµV/m)	AVG_MAXH (dBµV/m)	Pol	Margin - AVG (dB)	Limit - AVG (dBµV/m)
22799.437500	42.6	34.3	V	19.7	54.0
39799.937500	49.5	40.3	H	13.7	54.0

Modulation: 802.11ac VHT40 SS1 (OFDM MCS9)

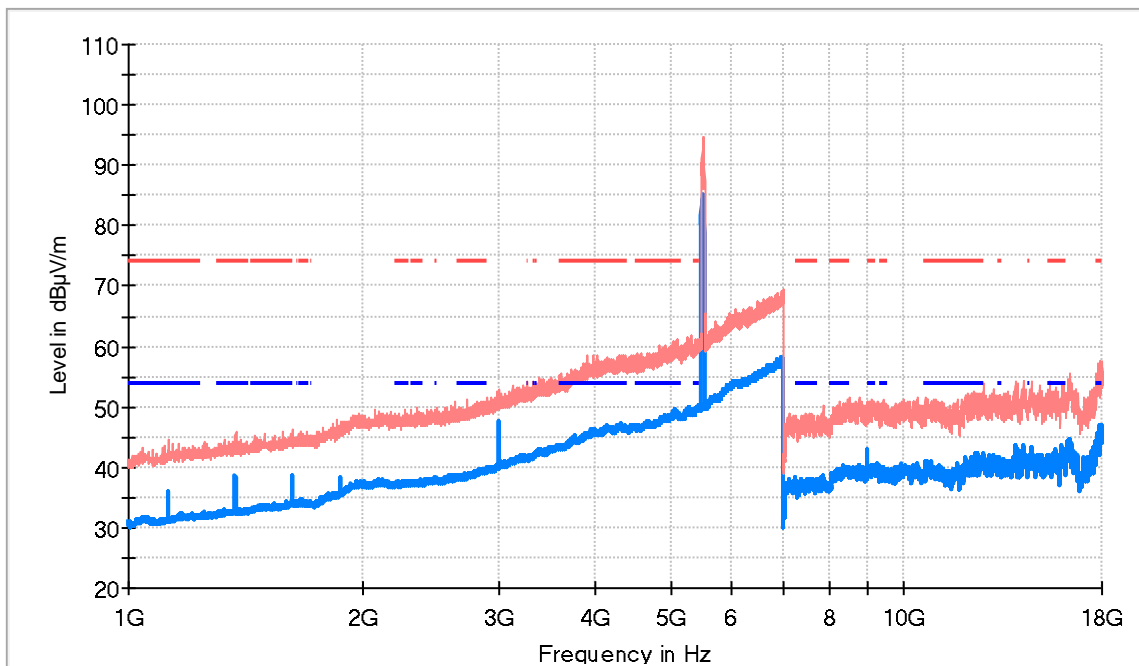
**Results**

**Verdict**

Pass

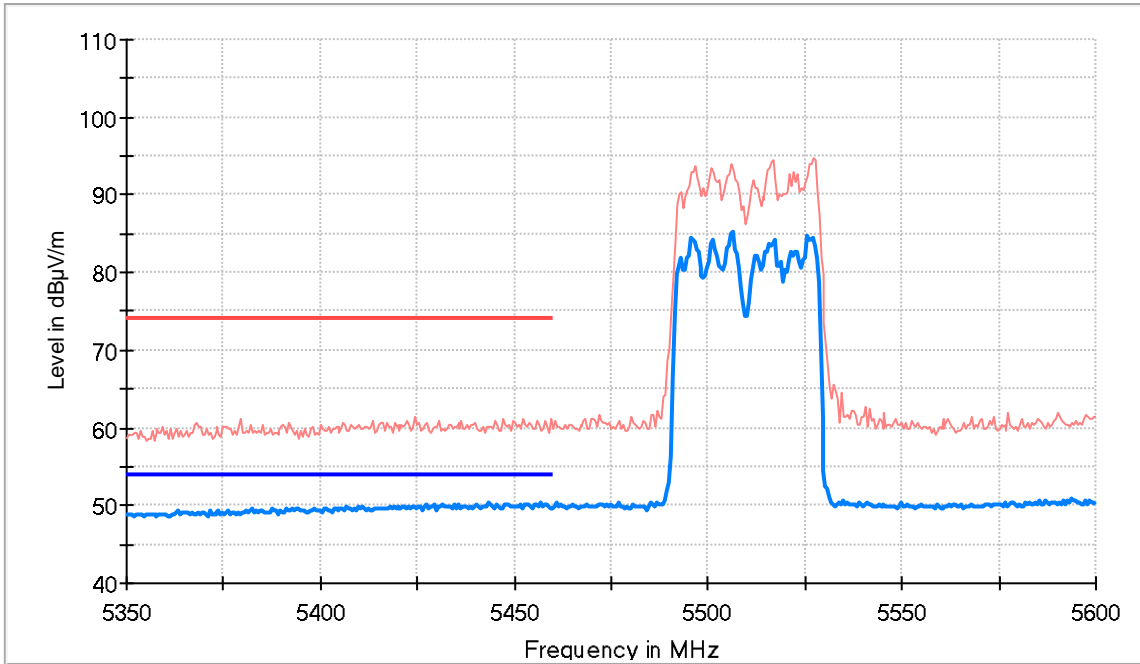
Frequency Range GHz = [1, 18], Frequency MHz = 5510.00000, Modulation = 802.11ac VHT40 SS1 (OFDM MCS9), Mode = MIMO CCD Mode 2x2, Measurement Point = 1

**Images:**



- AVG\_MAXH
- PK+\_MAXH
- TX limits to Spurious Emission FCC15.407 (1GHz to 40 GHz) Restricted Bands PK Limit
- TX limits to Spurious Emission FCC15.407 (1GHz to 40 GHz) Restricted Bands AVG Limit

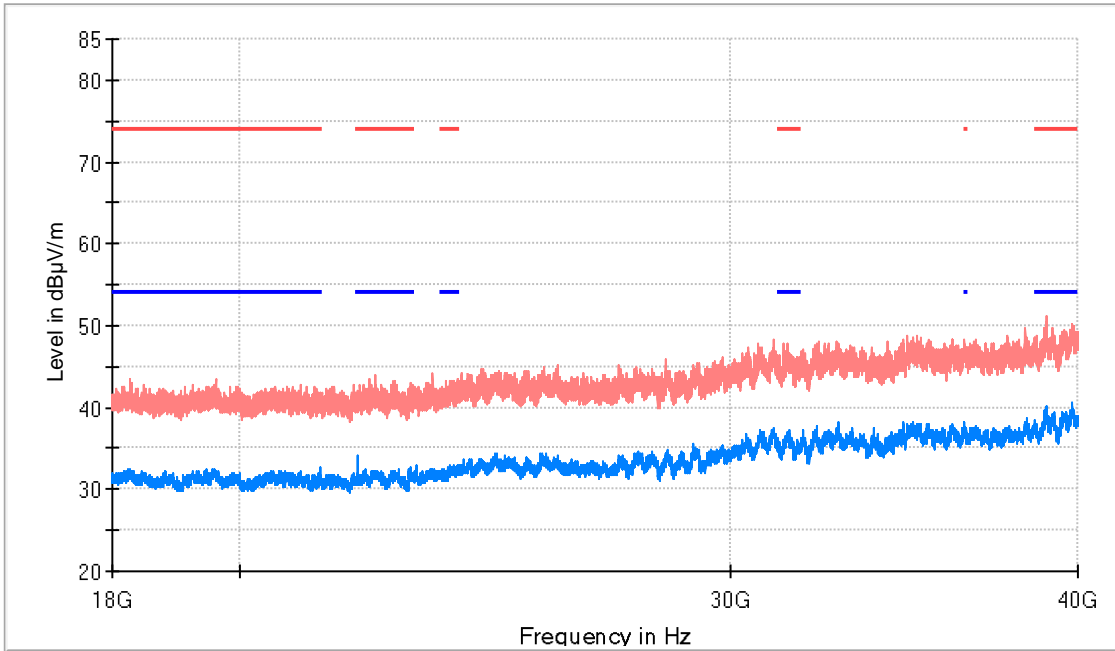
Frequency (MHz)	PK+_MAXH (dBµV/m)	AVG_MAXH (dBµV/m)	Pol	Margin - AVG (dB)	Limit - AVG (dBµV/m)	Comment
5506.500000	93.2	85.2	H	---	---	Fundamental
9000.000000	50.4	42.9	H	11.1	54.0	
17942.000000	56.2	46.9	H	7.1	54.0	



- AVG\_MAXH
- PK+\_MAXH
- TX limits to Spurious Emission FCC15.407 (1GHz to 40 GHz) Restricted Bands PK Limit
- TX limits to Spurious Emission FCC15.407 (1GHz to 40 GHz) Restricted Bands AVG Limit

Frequency Range GHz = [18, 40], Frequency MHz = 5510.00000, Modulation = 802.11ac VHT40 SS1 (OFDM MCS9), Mode = MIMO CCD Mode 2x2, Measurement Point = 1

Images:

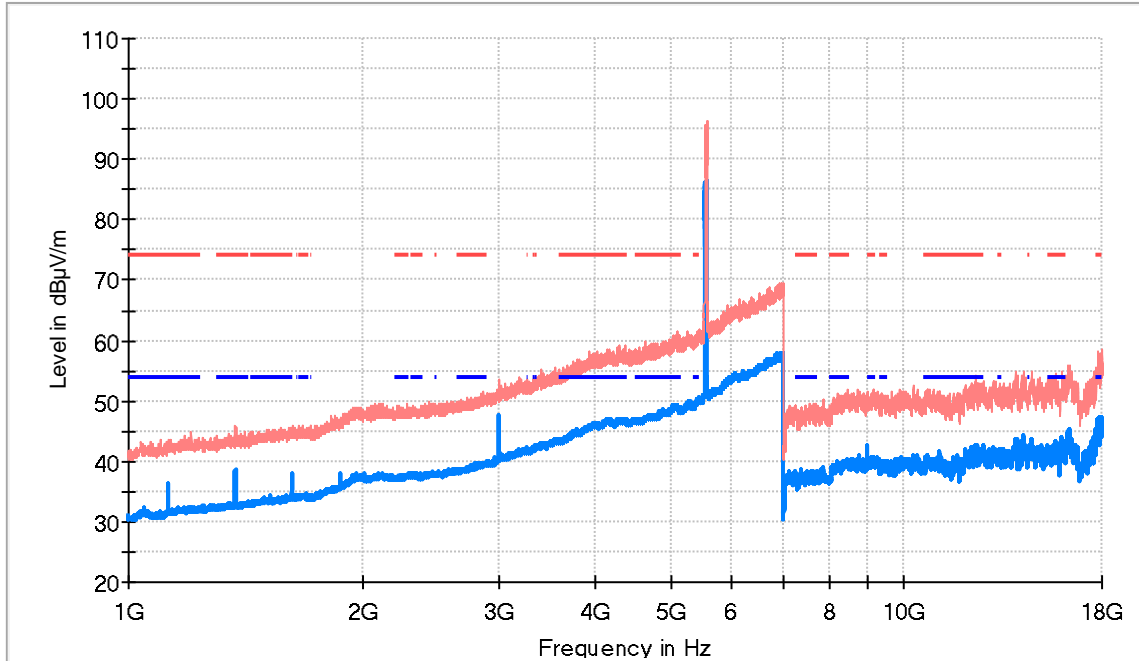


- AVG\_MAXH
- PK+\_MAXH
- TX limits to Spurious Emission FCC15.407 (1GHz to 40 GHz) Restricted Bands PK Limit
- TX limits to Spurious Emission FCC15.407 (1GHz to 40 GHz) Restricted Bands AVG Limit

Frequency (MHz)	PK+_MAXH (dBµV/m)	AVG_MAXH (dBµV/m)	Pol	Margin - AVG (dB)	Limit - AVG (dBµV/m)
22039.750000	41.1	34.0	H	20.0	54.0
39821.250000	48.4	40.6	V	13.4	54.0

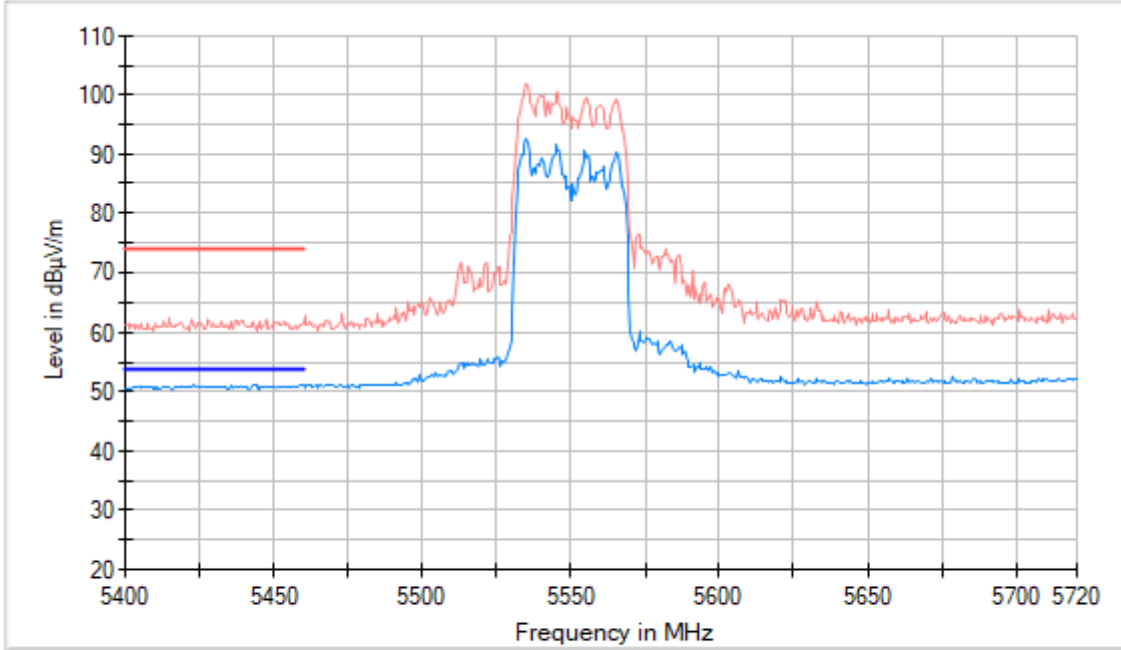
Frequency Range GHz = [1, 18], Frequency MHz = 5550.00000, Modulation = 802.11ac VHT40 SS1 (OFDM MCS9), Mode = MIMO CCD Mode 2x2, Measurement Point = 1

Images:



- AVG\_MAXH
- PK+\_MAXH
- - - TX limits to Spurious Emission FCC15.407 (1GHz to 40 GHz) Restricted Bands PK Limit
- - - TX limits to Spurious Emission FCC15.407 (1GHz to 40 GHz) Restricted Bands AVG Limit

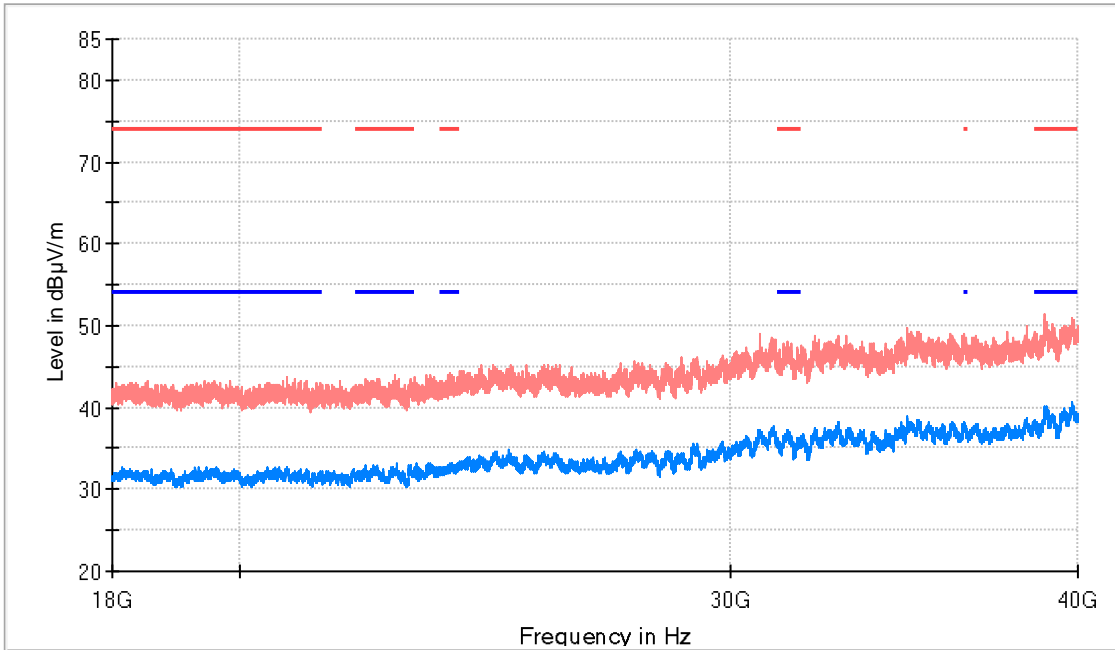
Frequency (MHz)	PK+_MAXH (dBµV/m)	AVG_MAXH (dBµV/m)	Pol	Margin - AVG (dB)	Limit - AVG (dBµV/m)	Comment
5563.500000	96.2	86.3	H	---	---	Fundamental
11100.000000	50.1	41.7	H	12.3	54.0	



- AVG\_MAXH
- PK+\_MAXH
- TX limits to Spurious Emission FCC 15.407 (1GHz to 40 GHz) Restricted Bands PK Limit
- TX limits to Spurious Emission FCC 15.407 (1GHz to 40 GHz) Restricted Bands AVG Limit

Frequency Range GHz = [18, 40], Frequency MHz = 5550.00000, Modulation = 802.11ac VHT40 SS1 (OFDM MCS9), Mode = MIMO CCD Mode 2x2, Measurement Point = 1

Images:



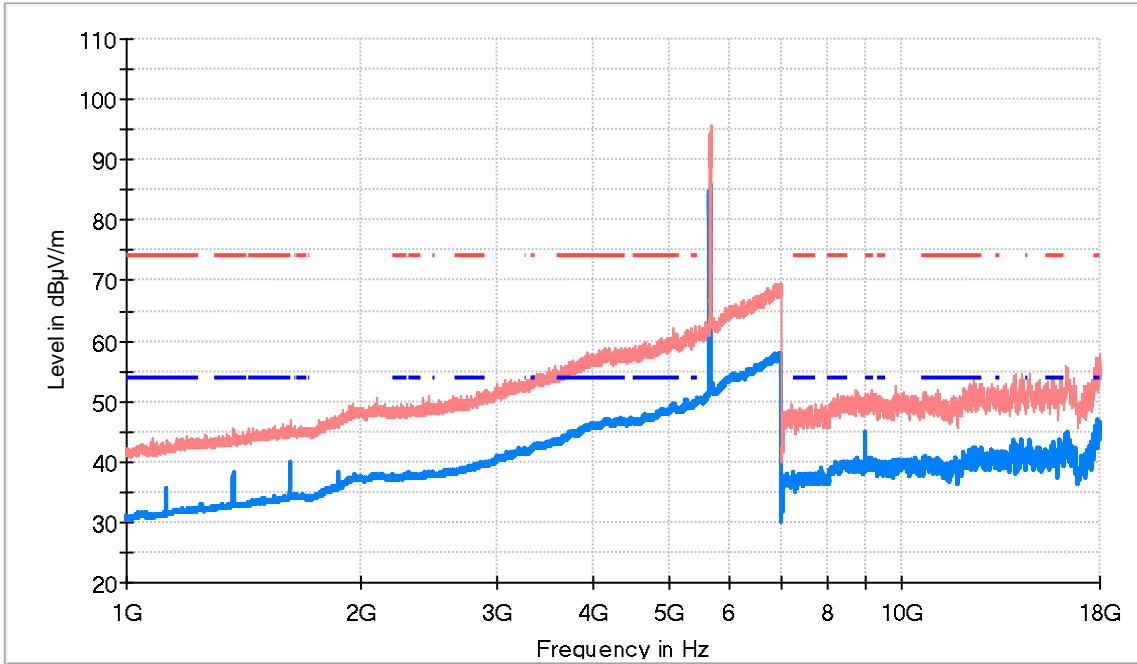
- AVG\_MAXH
- PK+\_MAXH
- TX limits to Spurious Emission FCC15.407 (1GHz to 40 GHz) Restricted Bands PK Limit
- TX limits to Spurious Emission FCC15.407 (1GHz to 40 GHz) Restricted Bands AVG Limit

Frequency (MHz)	PK+_MAXH (dBµV/m)	AVG_MAXH (dBµV/m)	Pol	Margin - AVG (dB)	Limit - AVG (dBµV/m)
22763.687500	43.1	33.3	H	20.7	54.0



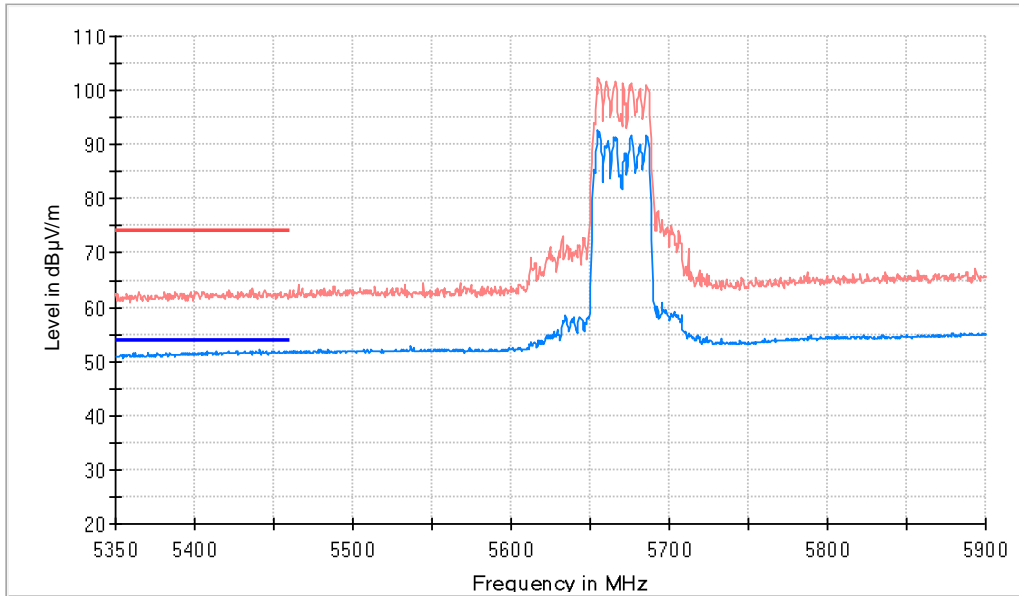
Frequency MHz = 5670.00000, Modulation = 802.11ac VHT40 SS1 (OFDM MCS9), Mode = MIMO CCD Mode 2x2, Measurement Point = 1  
 Frequency Range GHz = [1, 18]

Images:



- AVG\_MAXH
- PK+\_MAXH
- TX limits to Spurious Emission FCC15.407 (1GHz to 40 GHz) Restricted Bands PK Limit
- TX limits to Spurious Emission FCC15.407 (1GHz to 40 GHz) Restricted Bands AVG Limit

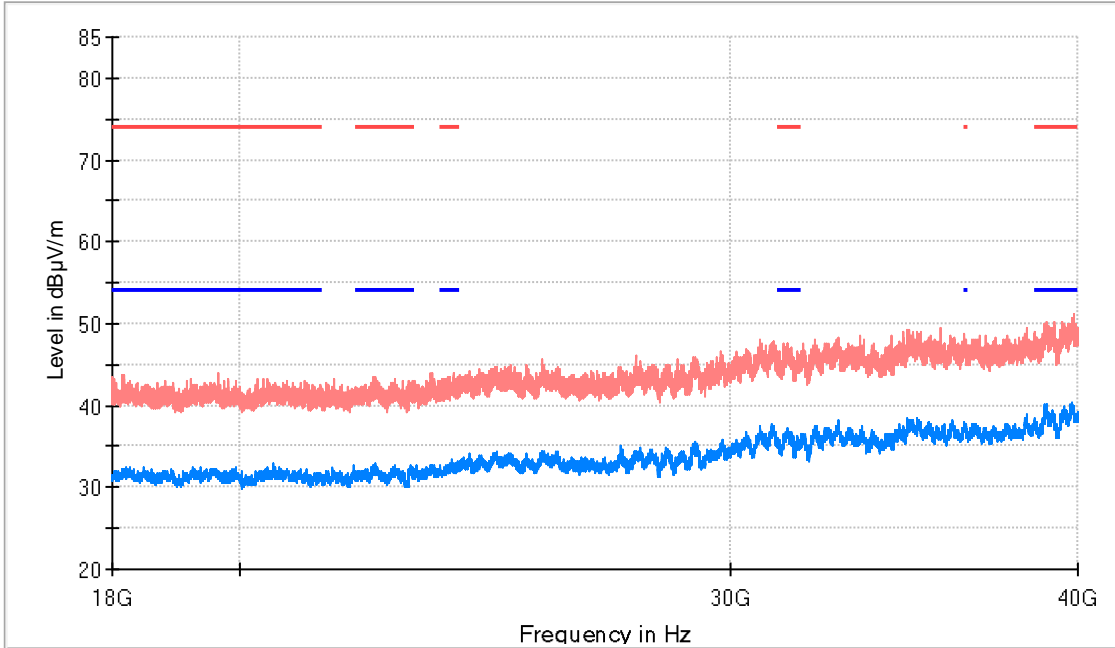
Frequency (MHz)	PK+_MAXH (dBµV/m)	AVG_MAXH (dBµV/m)	Pol	Margin - AVG (dB)	Limit - AVG (dBµV/m)	Comment
5684.000000	94.6	85.9	H	---	---	Fundamental
9000.000000	50.9	44.9	H	9.1	54.0	



- AVG\_MAXH
- PK+\_MAXH
- TX limits to Spurious Emission FCC15.407 (1GHz to 40 GHz) Restricted Bands PK Limit
- TX limits to Spurious Emission FCC15.407 (1GHz to 40 GHz) Restricted Bands AVG Limit

Frequency Range GHz = [18, 40], Frequency MHz = 5670.00000, Modulation = 802.11ac VHT40 SS1 (OFDM MCS9), Mode = MIMO CCD Mode 2x2, Measurement Point = 1

Images:



- AVG\_MAXH
- PK+\_MAXH
- TX limits to Spurious Emission FCC15.407 (1GHz to 40 GHz) Restricted Bands PK Limit
- TX limits to Spurious Emission FCC15.407 (1GHz to 40 GHz) Restricted Bands AVG Limit

Frequency (MHz)	PK+_MAXH (dBµV/m)	AVG_MAXH (dBµV/m)	Pol	Margin - AVG (dB)	Limit - AVG (dBµV/m)
22710.062500	41.7	32.5	V	21.5	54.0
38954.312500	49.1	40.1	V	13.9	54.0

Modulation: 802.11ac VHT80 SS1 (OFDM MCS9)

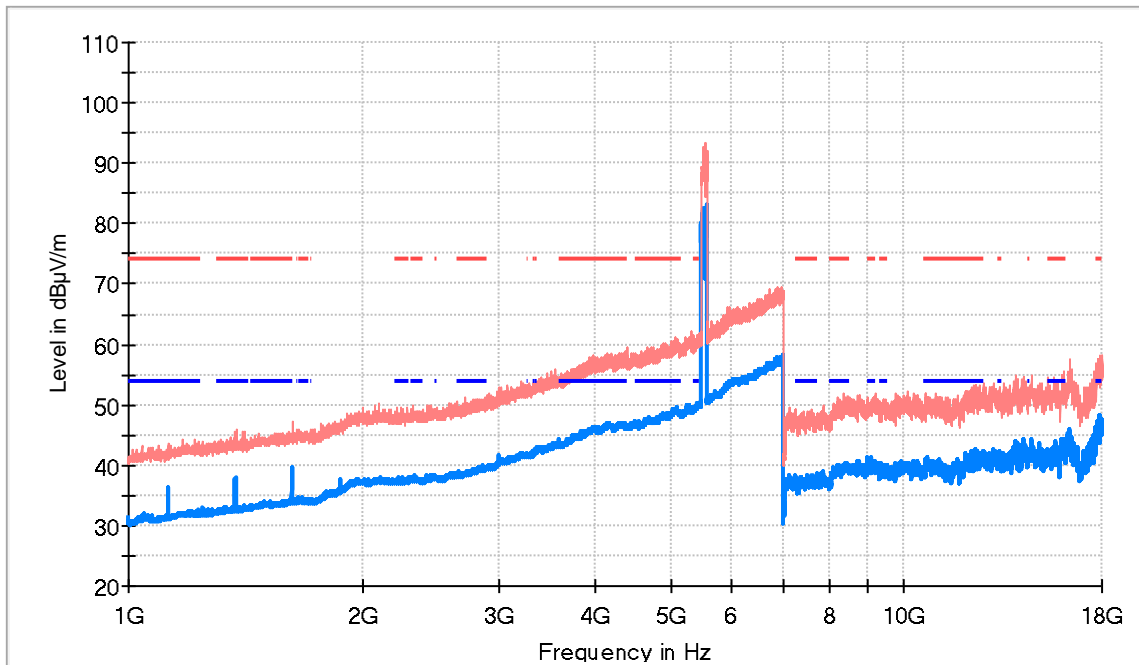
**Results**

**Verdict**

Pass

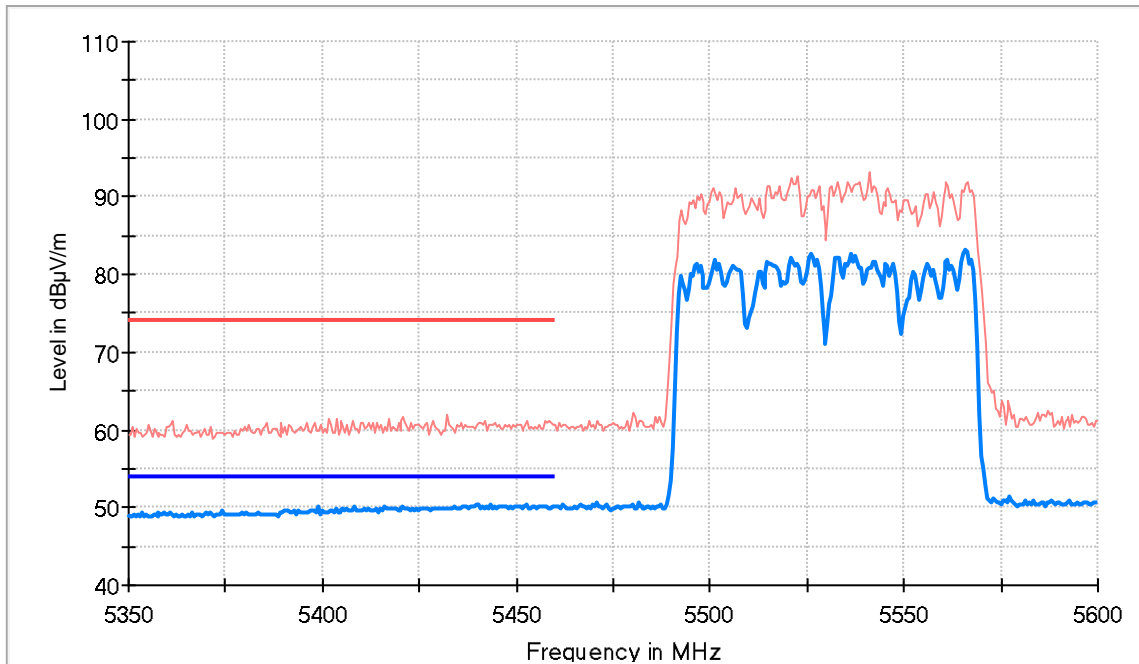
Frequency Range GHz = [1, 18], Frequency MHz = 5530.00000, Modulation = 802.11ac VHT80 SS1 (OFDM MCS9), Mode = MIMO CCD Mode 2x2, Measurement Point = 1

**Images:**



- AVG\_MAXH
- PK+\_MAXH
- TX limits to Spurious Emission FCC15.407 (1GHz to 40 GHz) Restricted Bands PK Limit
- TX limits to Spurious Emission FCC15.407 (1GHz to 40 GHz) Restricted Bands AVG Limit

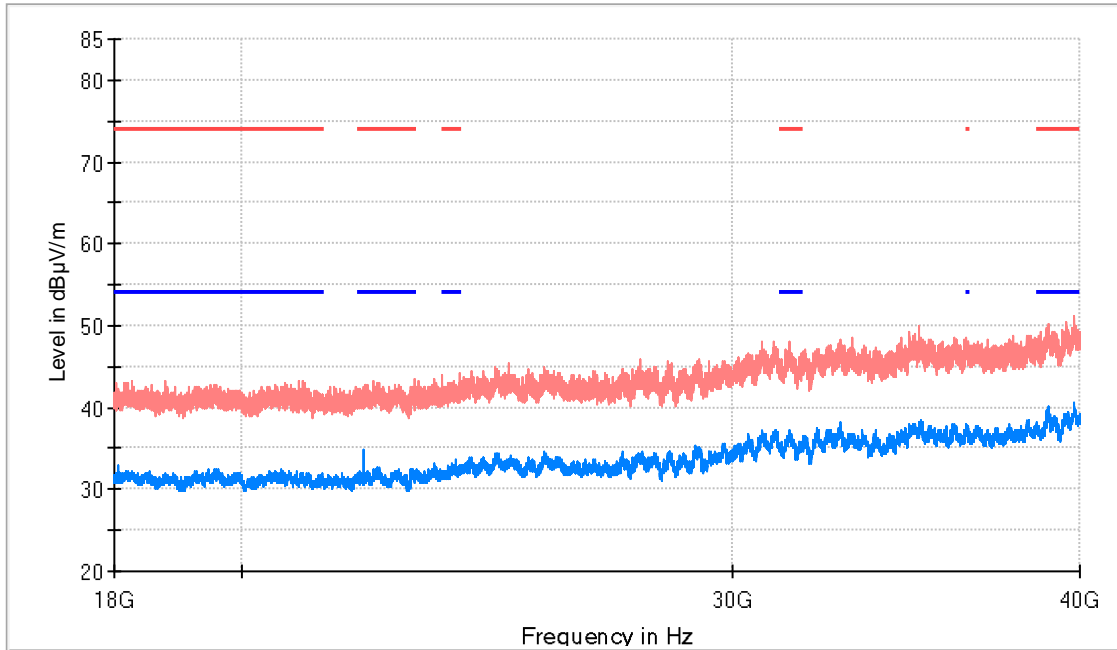
Frequency (MHz)	PK+_MAXH (dBµV/m)	AVG_MAXH (dBµV/m)	Pol	Margin - AVG (dB)	Limit - AVG (dBµV/m)	Comment
5566.000000	91.7	83.2	H	---	---	Fundamental
11588.500000	49.4	40.1	V	13.9	54.0	



- AVG\_MAXH
- PK+\_MAXH
- TX limits to Spurious Emission FCC15.407 (1GHz to 40 GHz) Restricted Bands PK Limit
- TX limits to Spurious Emission FCC15.407 (1GHz to 40 GHz) Restricted Bands AVG Limit

Frequency Range GHz = [18, 40], Frequency MHz = 5530.00000, Modulation = 802.11ac VHT80 SS1 (OFDM MCS9), Mode = MIMO CCD Mode 2x2, Measurement Point = 1

Images:

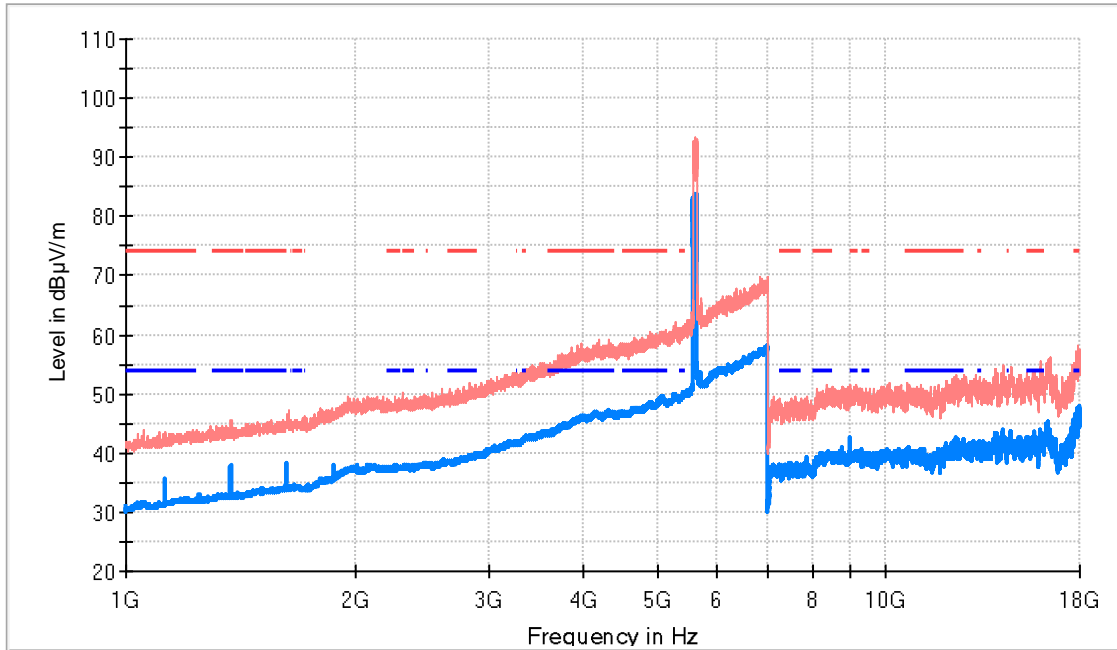


- AVG\_MAXH
- PK+\_MAXH
- TX limits to Spurious Emission FCC15.407 (1GHz to 40 GHz) Restricted Bands PK Limit
- TX limits to Spurious Emission FCC15.407 (1GHz to 40 GHz) Restricted Bands AVG Limit

Frequency (MHz)	PK+_MAXH (dBµV/m)	AVG_MAXH (dBµV/m)	Pol	Margin - AVG (dB)	Limit - AVG (dBµV/m)
22119.500000	42.5	34.9	H	19.1	54.0
39815.750000	49.0	40.7	H	13.3	54.0

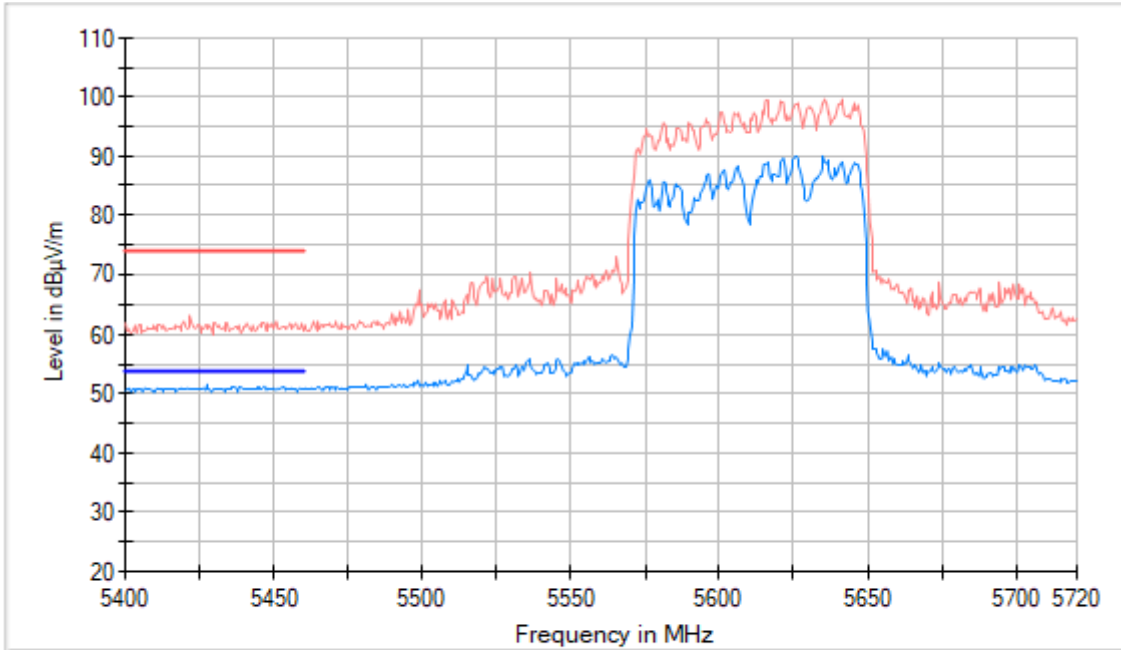
Frequency Range GHz = [1, 18], Frequency MHz = 5610.00000, Modulation = 802.11ac VHT80 SS1 (OFDM MCS9), Mode = MIMO CCD Mode 2x2, Measurement Point = 1

Images:



- AVG\_MAXH
- PK+\_MAXH
- - - TX limits to Spurious Emission FCC15.407 (1GHz to 40 GHz) Restricted Bands PK Limit
- - - TX limits to Spurious Emission FCC15.407 (1GHz to 40 GHz) Restricted Bands AVG Limit

Frequency (MHz)	PK+_MAXH (dBµV/m)	AVG_MAXH (dBµV/m)	Pol	Margin - AVG (dB)	Limit - AVG (dBµV/m)	Comment
5614.000000	93.2	83.7	H	---	---	Fundamental
11249.000000	48.8	40.6	H	13.4	54.0	

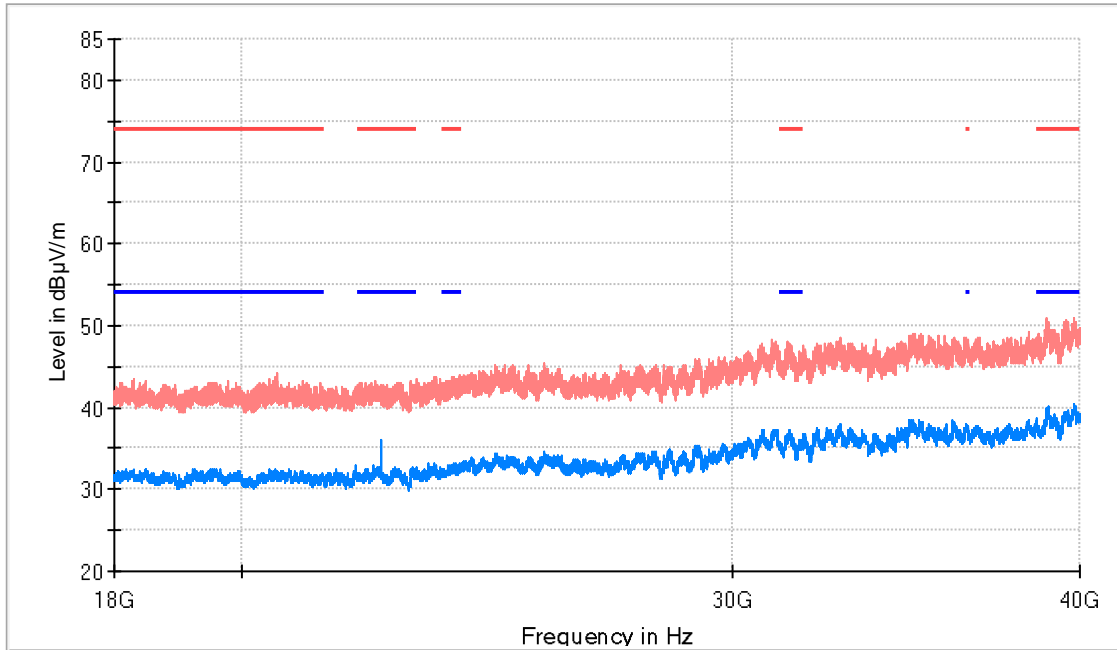


- AVG\_MAXH
- PK+\_MAXH
- TXlimits to Spurious Emission FCC 15.407 (1GHz to 40 GHz) Restricted Bands PK Limit
- TXlimits to Spurious Emission FCC 15.407 (1GHz to 40 GHz) Restricted Bands AVG Limit



Frequency Range GHz = [18, 40], Frequency MHz = 5610.00000, Modulation = 802.11ac VHT80 SS1 (OFDM MCS9), Mode = MIMO CCD Mode 2x2, Measurement Point = 1

Images:



- AVG\_MAXH
- PK+\_MAXH
- TX limits to Spurious Emission FCC15.407 (1GHz to 40 GHz) Restricted Bands PK Limit
- TX limits to Spurious Emission FCC15.407 (1GHz to 40 GHz) Restricted Bands AVG Limit

Frequency (MHz)	PK+_MAXH (dBµV/m)	AVG_MAXH (dBµV/m)	Pol	Margin - AVG (dB)	Limit - AVG (dBµV/m)
22439.875000	42.2	36.1	H	17.9	54.0
39819.875000	49.3	40.5	H	13.5	54.0