


**APPENDIX C - SETUP PHOTOS**

**Figure: 1**

Setup Photo - BODY Configuration					Separation Distance to Phantom (mm)	
Plot	Model	DUT Position	Battery	Phantom	DUT	Antenna
B1	A03877	Back Side	(P1)Internal	ELI	0	0




**Normal View**



**Close-Up View**

**Figure: 2**

Setup Photo - BODY Configuration					Separation Distance to Phantom (mm)	
Plot	Model	DUT Position	Battery	Phantom	DUT	Antenna
B2, B3	A03877	Front Side	(P1)Internal	ELI	0	0




**Normal View**



**Close-Up View**

**Figure: 3**

Setup Photo - BODY Configuration					Separation Distance to Phantom (mm)	
Plot	Model	DUT Position	Battery	Phantom	DUT	Antenna
B4	A03877	Front Side	(P2)External	ELI	0	0



**Normal View**



**Close-Up View**