

APPENDIX C - SETUP PHOTOS

Figure: 1

Setup Photo - Extremity Configuration				Separation Distance to Phantom (mm)	
Plot	DUT	DUT Position	Phantom	DUT	Antenna
B1	A03866	Back Side	ELI	0	0



Normal View



Close-Up View

Figure: 2

Setup Photo - Extremity Configuration				Separation Distance to Phantom (mm)	
Plot	DUT	DUT Position	Phantom	DUT	Antenna
B2, B4	A03866	Left Side	ELI	0	0



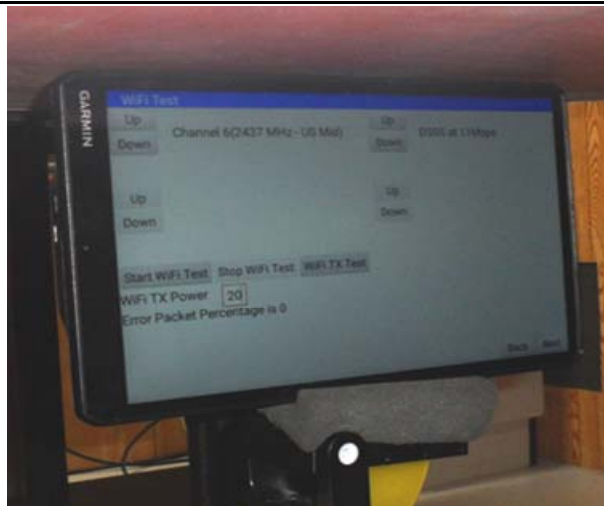
	
Normal View	Close-Up View

Figure: 3

Setup Photo - Extremity Configuration				Separation Distance to Phantom (mm)	
Plot	DUT	DUT Position	Phantom	DUT	Antenna
B3	A03866	Top Side	ELI	0	0



Normal View



Close-Up View