


## E-Label Information

- A. The following specific instructions are provided in the Quick Start Manual that ships with the device
- a. Label viewing directions are found in the user manual (outlined here for reference) and available on line at [www.garmin.com](http://www.garmin.com)
  - b. **Getting the Owner's Manual**
    - i. The owner's manual includes instructions for using device features and accessing regulatory information  
**Go to [www.garmin.com/manuals/A03680](http://www.garmin.com/manuals/A03680)**
- B. The following are the specific instructions provided in the owner's manual that is provided at [www.garmin.com/manuals](http://www.garmin.com/manuals):


### Viewing Device Information


You can view device information, such as the unit ID, software version, regulatory information, and license agreement.

- 1 Press .
- 2 Select **Settings > System > About**.

### Viewing E-label Regulatory and Compliance Information

The label for this device is provided electronically. The e-label may provide regulatory information, such as identification numbers provided by the FCC or regional compliance markings, as well as applicable product and licensing information.

- 1 Press .
- 2 From the settings menu, select **System > About**.



- C. The above information is programmed by Garmin in such a manner that third-parties cannot modify it.

D. The above M/N, FCC ID, and IC numbers can be found printed on the product packaging