

APPENDIX C - SETUP PHOTOS

Figure: 1

Setup Photo - BODY Configuration

Separation Distance to
Phantom (mm)

Plot

DUT Position

Accessory

Phantom

DUT

Antenna

B1

Back

B2

ELI

0

0



Normal View



Close-Up View

Figure: 2





Setup Photo - BODY Configuration				Separation Distance to Phantom (mm)	
Plot	DUT Position	Accessory	Phantom	DUT	Antenna
B2	Back	B1	ELI	0	0
					
<div>Normal View</div> 					
<div>Close-Up View</div>					

Figure: 3

Setup Photo - BODY Configuration				Separation Distance to Phantom (mm)	
Plot	DUT Position	Accessory	Phantom	DUT	Antenna
B3,B4	Front	B1	ELI	0	0
					
<p>Normal View</p> 					
<p>Close-Up View</p>					