


APPENDIX C - SETUP PHOTOS

Figure: 1

Setup Photo - BODY Configuration				Separation Distance to Phantom (mm)	
Plot	DUT Position	Accessory	Phantom	DUT	Antenna
B1	Back	B1	SAM	0	0




Normal View



Close-Up View

Figure: 2

Setup Photo - BODY Configuration				Separation Distance to Phantom (mm)	
Plot	DUT Position	Accessory	Phantom	DUT	Antenna
B2	Back	B2	SAM	0	0





Normal View



Close-Up View

Figure: 3

Setup Photo - BODY Configuration				Separation Distance to Phantom (mm)	
Plot	DUT Position	Accessory	Phantom	DUT	Antenna
B3,B4	Front	B2	SAM	0	0
<div> <div>Normal View</div>  </div>					
<div> <div>Close-Up View</div>  </div>					