

TEST SETUP PHOTOS




Figure 1 - Radiated Emissions Test Setup, 1 - 25 GHz, (EUT not shown)







Figure 2 - Radiated Emissions Test Setup, 30 MHz - 1 GHz, (EUT not shown)

These photos are generic test photos showing the laboratory setup for the frequency ranges specified

TEST SETUP PHOTOS



TEST SETUP PHOTOS



TEST SETUP PHOTOS

