



APPENDIX C - SETUP PHOTOS

Figure: 1

Setup Photo - Body Configuration(Backside)				Separation Distance to Phantom (mm)	
Accessories Shown					
Antenna	Battery	Body	Audio	Antenna	DUT
n/a	n/a	n/a	n/a	0	0
Plot					
B1-B3					
DUT					
A03524					
Phantom					
ELI					
Normal View					
Close-Up View					

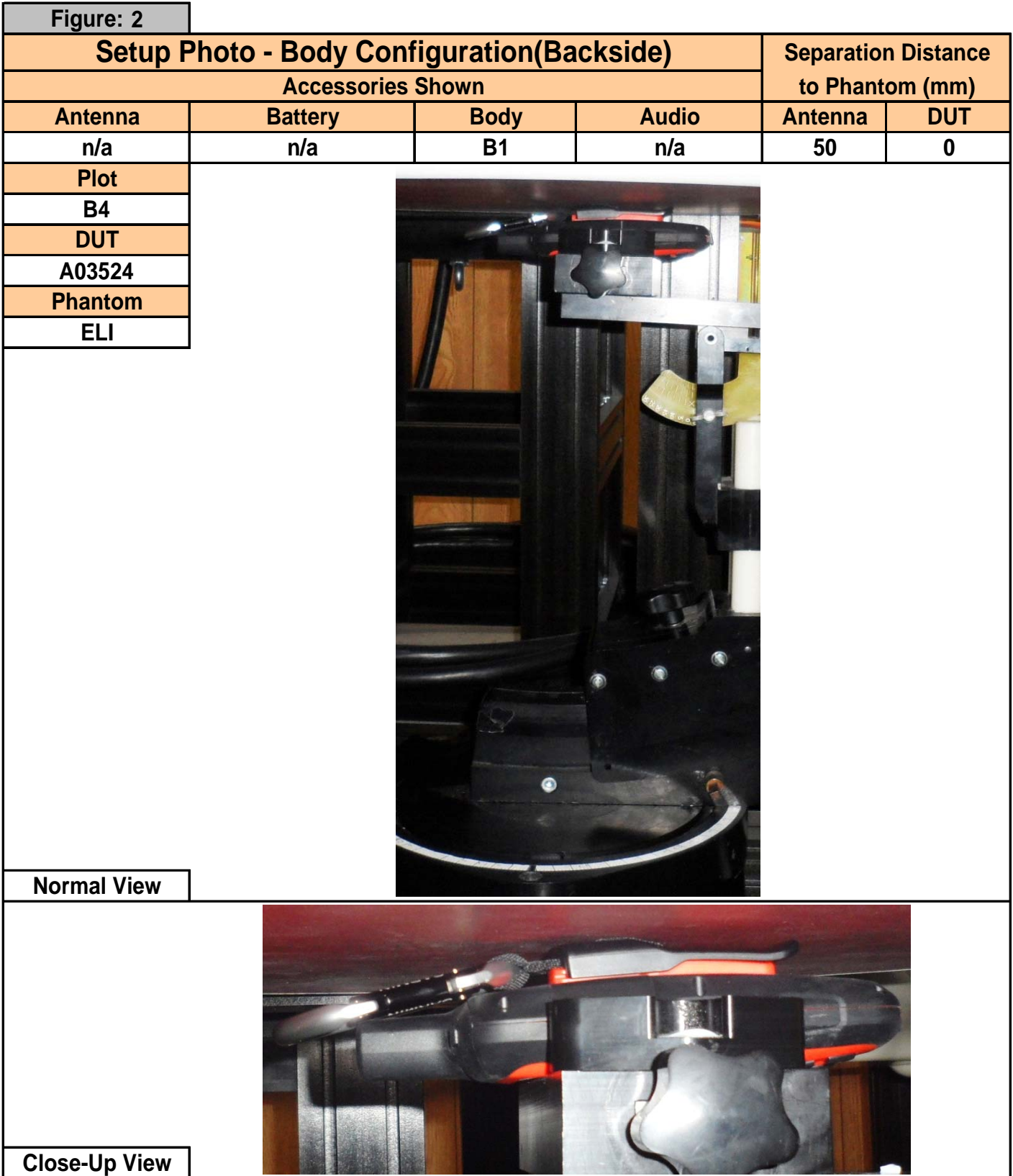





Figure: 3

Setup Photo- Body Configuration(Backside)				Separation Distance to Phantom (mm)	
Accessories Shown				Antenna	DUT
Antenna	Battery	Body	Audio	Antenna	DUT
n/a	n/a	B2	n/a	50	0
Plot					
B5					
DUT					
A03524					
Phantom					
ELI					

Normal View



Close-Up View



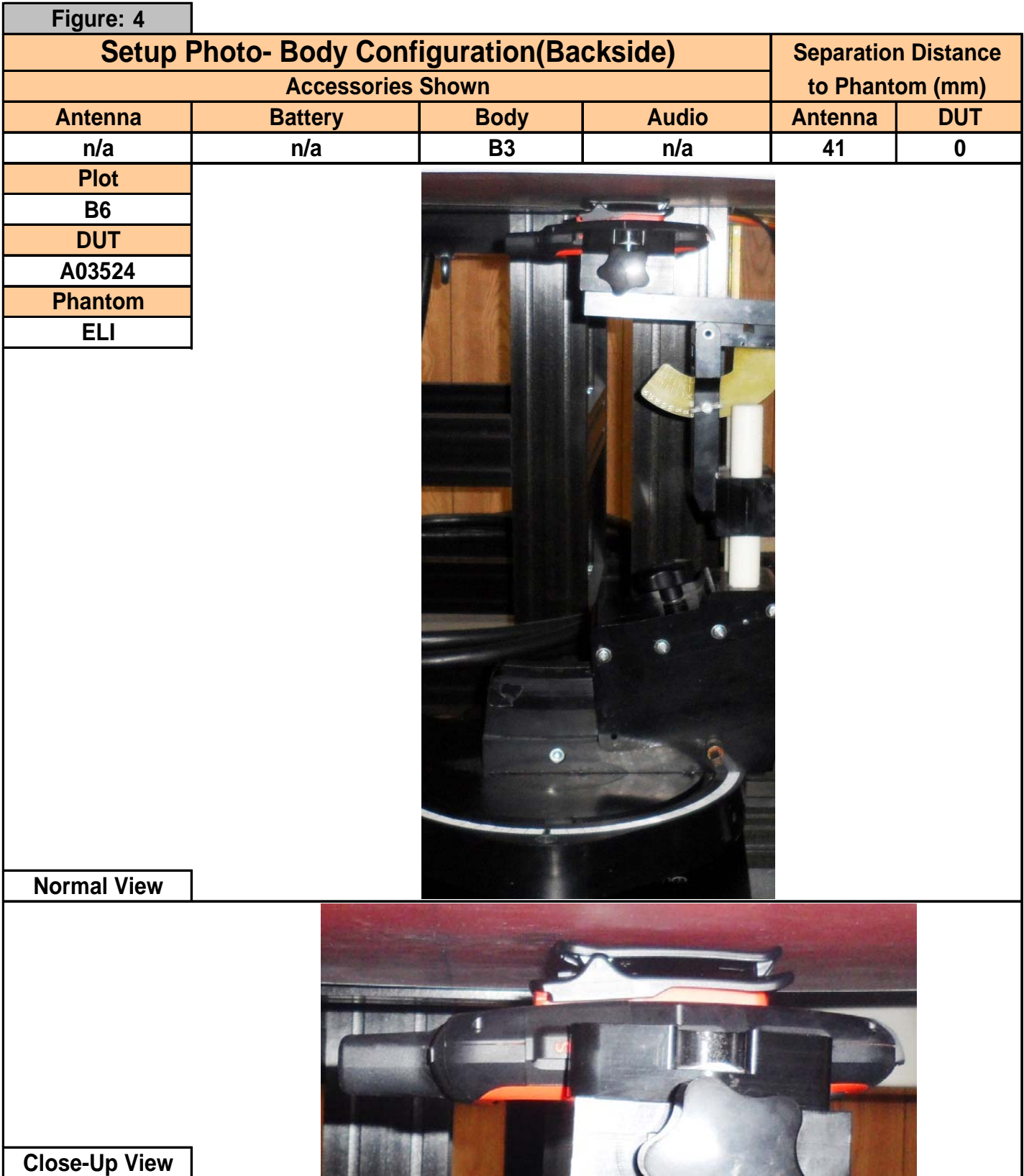




Figure: 5

Setup Photo - Body Configuration(Backside)				Separation Distance to Phantom (mm)	
Accessories Shown				Antenna	DUT
Antenna	Battery	Body	Audio	Antenna	DUT
n/a	n/a	n/a	n/a	0	0
Plot					
B7-B8					
DUT					
A03524					
Phantom					
ELI					

Normal View

Close-Up View