

APPENDIX E – PROBE CALIBRATION



Accredited by the Swiss Accreditation Service (SAS)
The Swiss Accreditation Service is one of the signatories to the EA
Multilateral Agreement for the recognition of calibration certificates

Accreditation No.: **SCS 0108**

Client **Celltech**

Certificate No: **EX3-3600_Apr17/2**

CALIBRATION CERTIFICATE (Replacement of No: EX3-3600_Apr17)

Object **EX3DV4 - SN:3600**

Calibration procedure(s) **QA CAL-01.v9, QA CAL-12.v9, QA CAL-14.v4, QA CAL-23.v5,
QA CAL-25.v6
Calibration procedure for dosimetric E-field probes**

Calibration date: **April 27, 2017**

This calibration certificate documents the traceability to national standards, which realize the physical units of measurements (SI).
The measurements and the uncertainties with confidence probability are given on the following pages and are part of the certificate.

All calibrations have been conducted in the closed laboratory facility: environment temperature (22 ± 3)°C and humidity < 70%.

Calibration Equipment used (M&TE critical for calibration)

Primary Standards	ID	Cal Date (Certificate No.)	Scheduled Calibration
Power meter NRP	SN: 104778	04-Apr-17 (No. 217-02521/02522)	Apr-18
Power sensor NRP-Z91	SN: 103244	04-Apr-17 (No. 217-02521)	Apr-18
Power sensor NRP-Z91	SN: 103245	04-Apr-17 (No. 217-02525)	Apr-18
Reference 20 dB Attenuator	SN: S5277 (20x)	07-Apr-17 (No. 217-02528)	Apr-18
Reference Probe ES3DV2	SN: 3013	31-Dec-16 (No. ES3-3013_Dec16)	Dec-17
DAE4	SN: 660	7-Dec-16 (No. DAE4-660_Dec16)	Dec-17
Secondary Standards	ID	Check Date (in house)	Scheduled Check
Power meter E4419B	SN: GB41293874	06-Apr-16 (in house check Jun-16)	In house check: Jun-18
Power sensor E4412A	SN: MY41498087	06-Apr-16 (in house check Jun-16)	In house check: Jun-18
Power sensor E4412A	SN: 000110210	06-Apr-16 (in house check Jun-16)	In house check: Jun-18
RF generator HP 8648C	SN: US3642U01700	04-Aug-99 (in house check Jun-16)	In house check: Jun-18
Network Analyzer HP 8753E	SN: US37390585	18-Oct-01 (in house check Oct-16)	In house check: Oct-17

Calibrated by:	Name Jeton Kastrati	Function Laboratory Technician	Signature
Approved by:	Name Katja Pokovic	Function Technical Manager	Signature

Issued: October 12, 2017

This calibration certificate shall not be reproduced except in full without written approval of the laboratory.



Accredited by the Swiss Accreditation Service (SAS)

The Swiss Accreditation Service is one of the signatories to the EA
Multilateral Agreement for the recognition of calibration certificates

Accreditation No.: **SCS 0108**

Glossary:

TSL	tissue simulating liquid
NORM _{x,y,z}	sensitivity in free space
ConvF	sensitivity in TSL / NORM _{x,y,z}
DCP	diode compression point
CF	crest factor (1/duty_cycle) of the RF signal
A, B, C, D	modulation dependent linearization parameters
Polarization φ	φ rotation around probe axis
Polarization ϑ	ϑ rotation around an axis that is in the plane normal to probe axis (at measurement center), i.e., $\vartheta = 0$ is normal to probe axis
Connector Angle	information used in DASY system to align probe sensor X to the robot coordinate system

Calibration is Performed According to the Following Standards:

- IEEE Std 1528-2013, "IEEE Recommended Practice for Determining the Peak Spatial-Averaged Specific Absorption Rate (SAR) in the Human Head from Wireless Communications Devices: Measurement Techniques", June 2013
- IEC 62209-1, "Procedure to measure the Specific Absorption Rate (SAR) for hand-held devices used in close proximity to the ear (frequency range of 300 MHz to 3 GHz)", February 2005
- IEC 62209-2, "Procedure to determine the Specific Absorption Rate (SAR) for wireless communication devices used in close proximity to the human body (frequency range of 30 MHz to 6 GHz)", March 2010
- KDB 865664, "SAR Measurement Requirements for 100 MHz to 6 GHz"

Methods Applied and Interpretation of Parameters:

- NORM_{x,y,z}**: Assessed for E-field polarization $\vartheta = 0$ ($f \leq 900$ MHz in TEM-cell; $f > 1800$ MHz: R22 waveguide). NORM_{x,y,z} are only intermediate values, i.e., the uncertainties of NORM_{x,y,z} does not affect the E^2 -field uncertainty inside TSL (see below *ConvF*).
- NORM(f)_{x,y,z} = NORM_{x,y,z} * frequency_response** (see Frequency Response Chart). This linearization is implemented in DASY4 software versions later than 4.2. The uncertainty of the frequency response is included in the stated uncertainty of *ConvF*.
- DCP_{x,y,z}**: DCP are numerical linearization parameters assessed based on the data of power sweep with CW signal (no uncertainty required). DCP does not depend on frequency nor media.
- PAR**: PAR is the Peak to Average Ratio that is not calibrated but determined based on the signal characteristics
- A_{x,y,z}; B_{x,y,z}; C_{x,y,z}; D_{x,y,z}; VR_{x,y,z}; A, B, C, D** are numerical linearization parameters assessed based on the data of power sweep for specific modulation signal. The parameters do not depend on frequency nor media. *VR* is the maximum calibration range expressed in RMS voltage across the diode.
- ConvF and Boundary Effect Parameters**: Assessed in flat phantom using E-field (or Temperature Transfer Standard for $f \leq 800$ MHz) and inside waveguide using analytical field distributions based on power measurements for $f > 800$ MHz. The same setups are used for assessment of the parameters applied for boundary compensation (alpha, depth) of which typical uncertainty values are given. These parameters are used in DASY4 software to improve probe accuracy close to the boundary. The sensitivity in TSL corresponds to **NORM_{x,y,z} * ConvF** whereby the uncertainty corresponds to that given for *ConvF*. A frequency dependent *ConvF* is used in DASY version 4.4 and higher which allows extending the validity from ± 50 MHz to ± 100 MHz.
- Spherical isotropy (3D deviation from isotropy)**: in a field of low gradients realized using a flat phantom exposed by a patch antenna.
- Sensor Offset**: The sensor offset corresponds to the offset of virtual measurement center from the probe tip (on probe axis). No tolerance required.
- Connector Angle**: The angle is assessed using the information gained by determining the **NORM_x** (no uncertainty required).

Probe EX3DV4

SN:3600

Manufactured: January 10, 2007
Calibrated: April 27, 2017

Calibrated for DASY/EASY Systems
(Note: non-compatible with DASY2 system!)

DASY/EASY - Parameters of Probe: EX3DV4 - SN:3600

Basic Calibration Parameters

	Sensor X	Sensor Y	Sensor Z	Unc (k=2)
Norm ($\mu\text{V}/(\text{V}/\text{m})^2$) ^A	0.51	0.49	0.38	$\pm 10.1 \%$
DCP (mV) ^B	98.2	96.9	98.6	

Modulation Calibration Parameters

UID	Communication System Name		A dB	B dB $\sqrt{\mu\text{V}}$	C	D dB	VR mV	Unc ^E (k=2)
0	CW	X	0.0	0.0	1.0	0.00	128.6	$\pm 3.3 \%$
		Y	0.0	0.0	1.0		128.2	
		Z	0.0	0.0	1.0		146.4	

Note: For details on UID parameters see Appendix.

Sensor Model Parameters

	C1 fF	C2 fF	α V ⁻¹	T1 ms.V ⁻²	T2 ms.V ⁻¹	T3 ms	T4 V ⁻²	T5 V ⁻¹	T6
X	49.47	372.4	36.05	22.00	0.168	5.100	0.000	0.570	1.008
Y	54.90	416.1	36.34	21.28	0.857	5.095	0.049	0.644	1.010
Z	48.84	366.8	35.84	23.15	0.560	5.100	0.322	0.525	1.008

The reported uncertainty of measurement is stated as the standard uncertainty of measurement multiplied by the coverage factor k=2, which for a normal distribution corresponds to a coverage probability of approximately 95%.

^A The uncertainties of Norm X,Y,Z do not affect the E²-field uncertainty inside TSL (see Pages 5 and 6).

^B Numerical linearization parameter: uncertainty not required.

^E Uncertainty is determined using the max. deviation from linear response applying rectangular distribution and is expressed for the square of the field value.

DASY/EASY - Parameters of Probe: EX3DV4 - SN:3600

Calibration Parameter Determined in Head Tissue Simulating Media

f (MHz) ^C	Relative Permittivity ^F	Conductivity (S/m) ^F	ConvF X	ConvF Y	ConvF Z	Alpha ^G	Depth ^G (mm)	Unc (k=2)
150	52.3	0.76	9.58	9.58	9.58	0.00	1.00	± 13.3 %
450	43.5	0.87	9.49	9.49	9.49	0.15	1.20	± 13.3 %
835	41.5	0.90	8.39	8.39	8.39	0.54	0.80	± 12.0 %
900	41.5	0.97	8.25	8.25	8.25	0.47	0.80	± 12.0 %
1640	40.2	1.31	7.34	7.34	7.34	0.29	0.80	± 12.0 %
1810	40.0	1.40	7.08	7.08	7.08	0.31	0.86	± 12.0 %
2450	39.2	1.80	6.44	6.44	6.44	0.31	0.84	± 12.0 %
5250	35.9	4.71	4.55	4.55	4.55	0.35	1.80	± 13.1 %
5600	35.5	5.07	4.25	4.25	4.25	0.40	1.80	± 13.1 %
5750	35.4	5.22	4.31	4.31	4.31	0.40	1.80	± 13.1 %

^C Frequency validity above 300 MHz of ± 100 MHz only applies for DASY v4.4 and higher (see Page 2), else it is restricted to ± 50 MHz. The uncertainty is the RSS of the ConvF uncertainty at calibration frequency and the uncertainty for the indicated frequency band. Frequency validity below 300 MHz is ± 10, 25, 40, 50 and 70 MHz for ConvF assessments at 30, 64, 128, 150 and 220 MHz respectively. Above 5 GHz frequency validity can be extended to ± 110 MHz.

^F At frequencies below 3 GHz, the validity of tissue parameters (ϵ and σ) can be relaxed to ± 10% if liquid compensation formula is applied to measured SAR values. At frequencies above 3 GHz, the validity of tissue parameters (ϵ and σ) is restricted to ± 5%. The uncertainty is the RSS of the ConvF uncertainty for indicated target tissue parameters.

^G Alpha/Depth are determined during calibration. SPEAG warrants that the remaining deviation due to the boundary effect after compensation is always less than ± 1% for frequencies below 3 GHz and below ± 2% for frequencies between 3-6 GHz at any distance larger than half the probe tip diameter from the boundary.

DASY/EASY - Parameters of Probe: EX3DV4 - SN:3600

Calibration Parameter Determined in Body Tissue Simulating Media

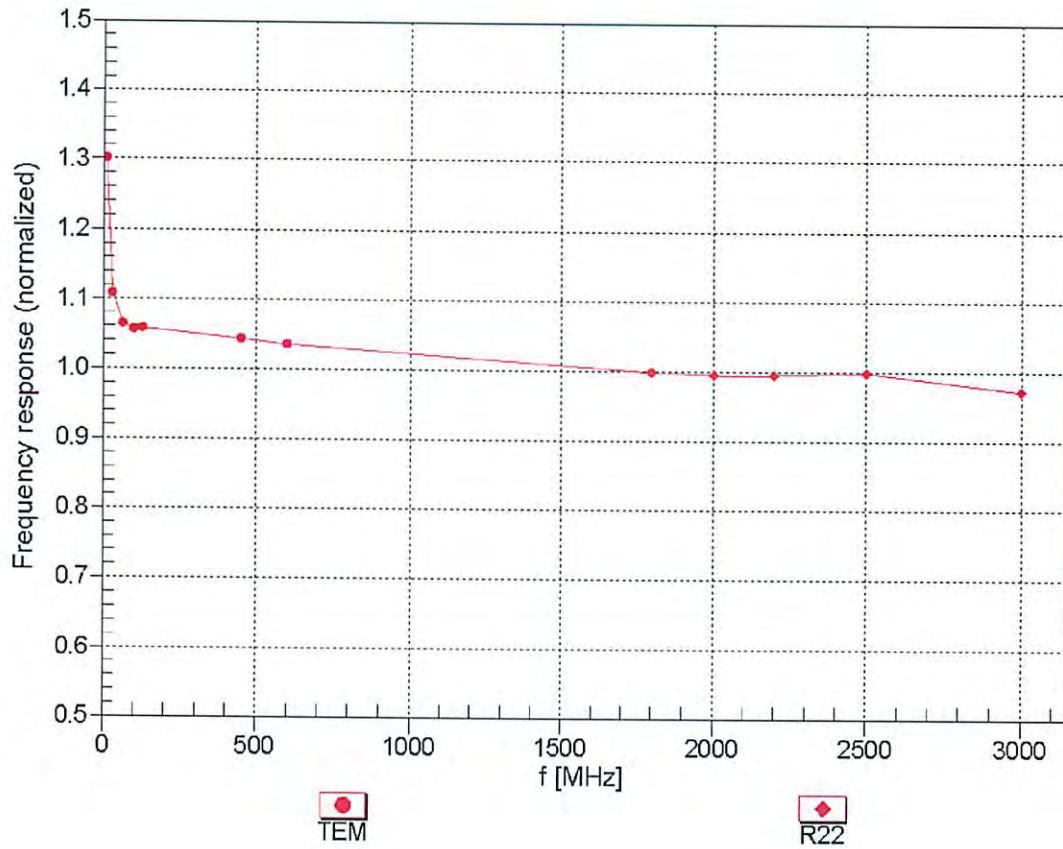
f (MHz) ^C	Relative Permittivity ^F	Conductivity (S/m) ^F	ConvF X	ConvF Y	ConvF Z	Alpha ^G	Depth ^G (mm)	Unc (k=2)
150	61.9	0.80	9.25	9.25	9.25	0.00	1.00	± 13.3 %
450	56.7	0.94	9.22	9.22	9.22	0.08	1.20	± 13.3 %
835	55.2	0.97	8.22	8.22	8.22	0.49	0.80	± 12.0 %
900	55.0	1.05	8.13	8.13	8.13	0.45	0.80	± 12.0 %
1640	53.7	1.42	7.33	7.33	7.33	0.33	0.95	± 12.0 %
1810	53.3	1.52	6.83	6.83	6.83	0.45	0.80	± 12.0 %
2450	52.7	1.95	6.56	6.56	6.56	0.31	0.93	± 12.0 %
5250	48.9	5.36	4.18	4.18	4.18	0.40	1.90	± 13.1 %
5600	48.5	5.77	3.55	3.55	3.55	0.45	1.90	± 13.1 %
5750	48.3	5.94	3.72	3.72	3.72	0.50	1.90	± 13.1 %

^C Frequency validity above 300 MHz of ± 100 MHz only applies for DASY v4.4 and higher (see Page 2), else it is restricted to ± 50 MHz. The uncertainty is the RSS of the ConvF uncertainty at calibration frequency and the uncertainty for the indicated frequency band. Frequency validity below 300 MHz is ± 10, 25, 40, 50 and 70 MHz for ConvF assessments at 30, 64, 128, 150 and 220 MHz respectively. Above 5 GHz frequency validity can be extended to ± 110 MHz.

^F At frequencies below 3 GHz, the validity of tissue parameters (ϵ and σ) can be relaxed to ± 10% if liquid compensation formula is applied to measured SAR values. At frequencies above 3 GHz, the validity of tissue parameters (ϵ and σ) is restricted to ± 5%. The uncertainty is the RSS of the ConvF uncertainty for indicated target tissue parameters.

^G Alpha/Depth are determined during calibration. SPEAG warrants that the remaining deviation due to the boundary effect after compensation is always less than ± 1% for frequencies below 3 GHz and below ± 2% for frequencies between 3-6 GHz at any distance larger than half the probe tip diameter from the boundary.

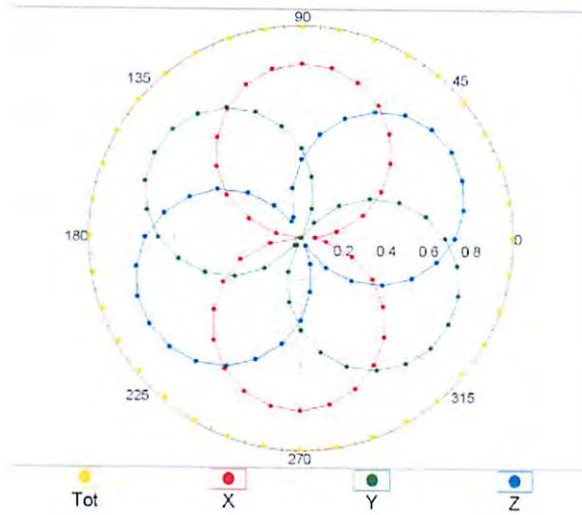
Frequency Response of E-Field (TEM-Cell:ifi110 EXX, Waveguide: R22)



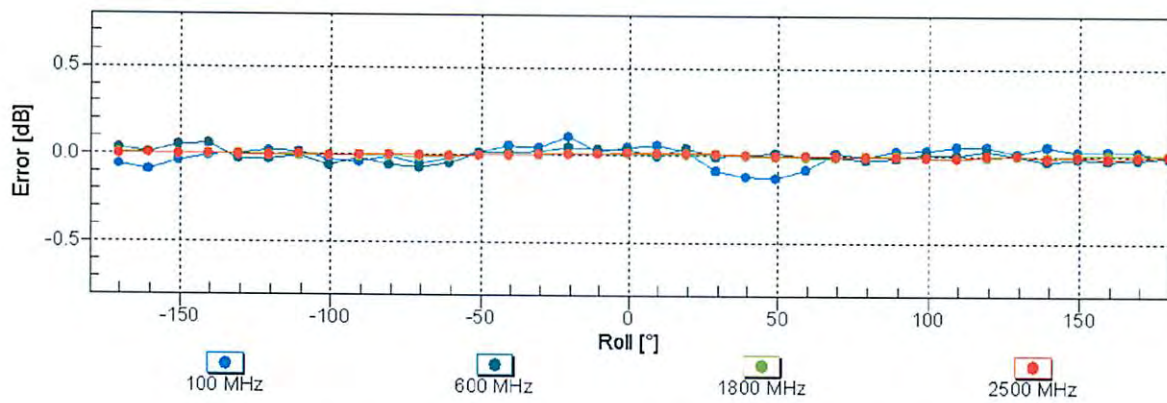
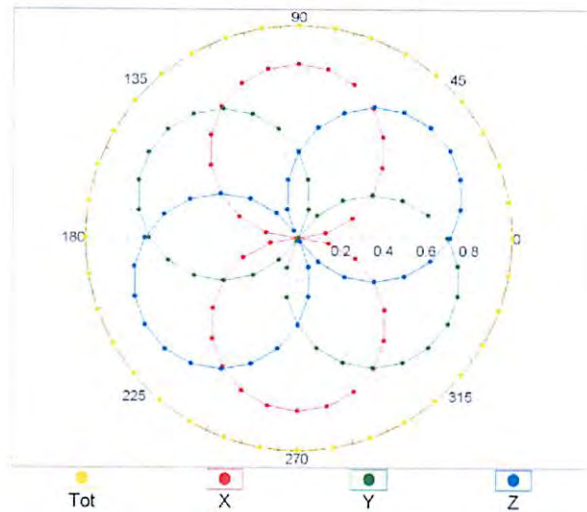
Uncertainty of Frequency Response of E-field: $\pm 6.3\%$ ($k=2$)

Receiving Pattern (ϕ), $\vartheta = 0^\circ$

f=600 MHz, TEM

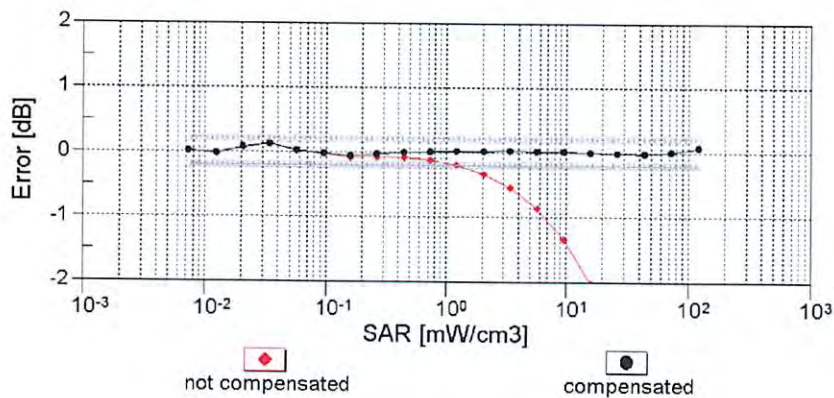
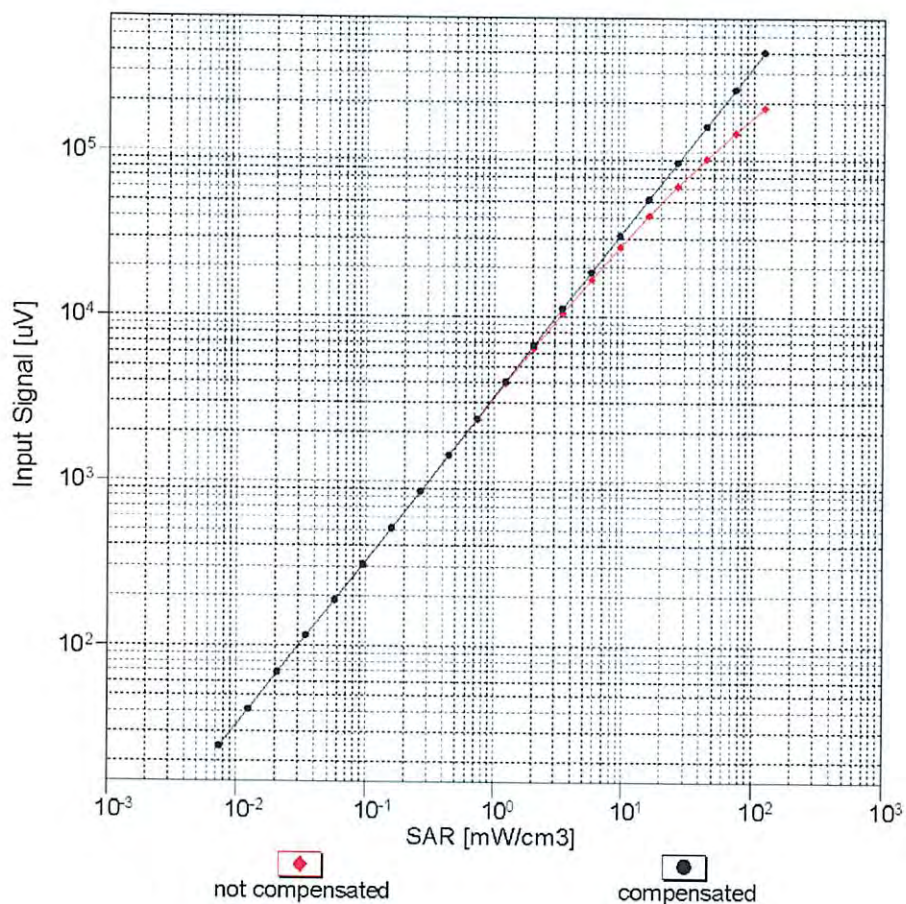


f=1800 MHz, R22



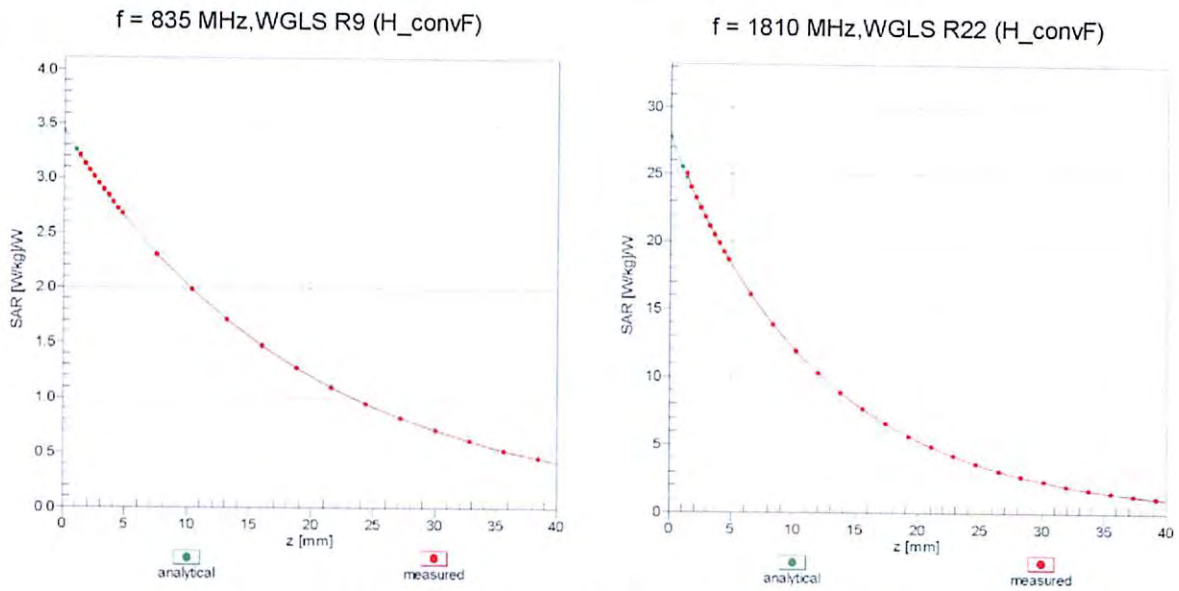
Uncertainty of Axial Isotropy Assessment: $\pm 0.5\%$ ($k=2$)

Dynamic Range f(SAR_{head}) (TEM cell , f_{eval}= 1900 MHz)

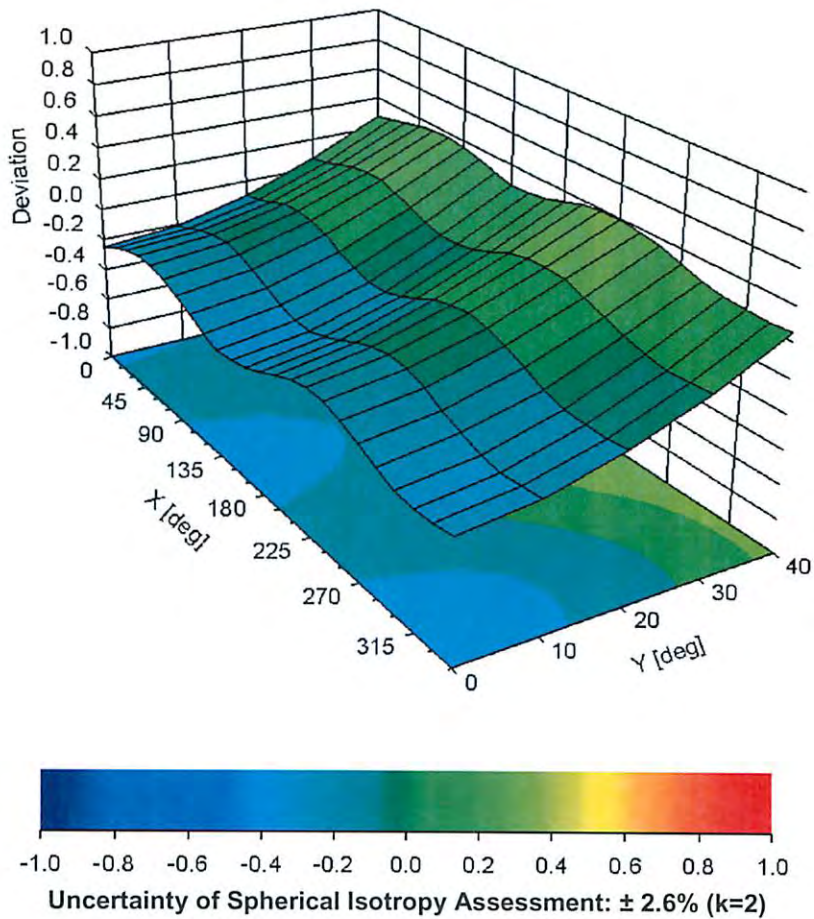


Uncertainty of Linearity Assessment: ± 0.6% (k=2)

Conversion Factor Assessment



Deviation from Isotropy in Liquid Error (ϕ, ϑ), f = 900 MHz



DASY/EASY - Parameters of Probe: EX3DV4 - SN:3600

Other Probe Parameters

Sensor Arrangement	Triangular
Connector Angle (°)	69.2
Mechanical Surface Detection Mode	enabled
Optical Surface Detection Mode	disabled
Probe Overall Length	337 mm
Probe Body Diameter	10 mm
Tip Length	9 mm
Tip Diameter	2.5 mm
Probe Tip to Sensor X Calibration Point	1 mm
Probe Tip to Sensor Y Calibration Point	1 mm
Probe Tip to Sensor Z Calibration Point	1 mm
Recommended Measurement Distance from Surface	1.4 mm

Appendix: Modulation Calibration Parameters

UID	Communication System Name		A dB	B dB $\sqrt{\mu V}$	C	D dB	VR mV	Max Unc ^E (k=2)
0	CW	X	0.00	0.00	1.00	0.00	128.6	$\pm 3.3\%$
		Y	0.00	0.00	1.00		128.2	
		Z	0.00	0.00	1.00		146.4	
10010- CAA	SAR Validation (Square, 100ms, 10ms)	X	4.34	73.25	13.43	10.00	20.0	$\pm 9.6\%$
		Y	6.79	78.69	16.76		20.0	
		Z	10.12	82.86	17.73		20.0	
10011- CAB	UMTS-FDD (WCDMA)	X	0.98	66.15	14.48	0.00	150.0	$\pm 9.6\%$
		Y	0.89	63.71	12.76		150.0	
		Z	0.93	64.83	13.60		150.0	
10012- CAB	IEEE 802.11b WiFi 2.4 GHz (DSSS, 1 Mbps)	X	1.19	63.82	15.12	0.41	150.0	$\pm 9.6\%$
		Y	1.16	62.58	13.99		150.0	
		Z	1.19	63.36	14.64		150.0	
10013- CAB	IEEE 802.11g WiFi 2.4 GHz (DSSS-OFDM, 6 Mbps)	X	4.92	66.70	17.15	1.46	150.0	$\pm 9.6\%$
		Y	4.96	66.40	16.87		150.0	
		Z	4.93	66.65	17.05		150.0	
10021- DAC	GSM-FDD (TDMA, GMSK)	X	100.00	115.56	27.91	9.39	50.0	$\pm 9.6\%$
		Y	100.00	119.60	30.60		50.0	
		Z	100.00	118.33	29.81		50.0	
10023- DAC	GPRS-FDD (TDMA, GMSK, TN 0)	X	100.00	115.20	27.77	9.57	50.0	$\pm 9.6\%$
		Y	100.00	119.42	30.56		50.0	
		Z	100.00	118.06	29.73		50.0	
10024- DAC	GPRS-FDD (TDMA, GMSK, TN 0-1)	X	100.00	114.21	26.60	6.56	60.0	$\pm 9.6\%$
		Y	100.00	116.79	28.33		60.0	
		Z	100.00	116.13	27.94		60.0	
10025- DAC	EDGE-FDD (TDMA, 8PSK, TN 0)	X	9.92	101.04	41.89	12.57	50.0	$\pm 9.6\%$
		Y	4.05	66.92	23.91		50.0	
		Z	6.25	81.89	32.38		50.0	
10026- DAC	EDGE-FDD (TDMA, 8PSK, TN 0-1)	X	21.43	115.06	41.26	9.56	60.0	$\pm 9.6\%$
		Y	10.93	93.58	32.84		60.0	
		Z	16.09	104.92	37.31		60.0	
10027- DAC	GPRS-FDD (TDMA, GMSK, TN 0-1-2)	X	100.00	114.76	26.24	4.80	80.0	$\pm 9.6\%$
		Y	100.00	115.97	27.21		80.0	
		Z	100.00	116.00	27.19		80.0	
10028- DAC	GPRS-FDD (TDMA, GMSK, TN 0-1-2-3)	X	100.00	116.29	26.31	3.55	100.0	$\pm 9.6\%$
		Y	100.00	116.00	26.54		100.0	
		Z	100.00	116.87	26.93		100.0	
10029- DAC	EDGE-FDD (TDMA, 8PSK, TN 0-1-2)	X	9.51	93.33	32.37	7.80	80.0	$\pm 9.6\%$
		Y	7.35	84.46	28.18		80.0	
		Z	8.87	89.90	30.64		80.0	
10030- CAA	IEEE 802.15.1 Bluetooth (GFSK, DH1)	X	100.00	112.79	25.62	5.30	70.0	$\pm 9.6\%$
		Y	100.00	114.82	27.00		70.0	
		Z	100.00	114.42	26.76		70.0	
10031- CAA	IEEE 802.15.1 Bluetooth (GFSK, DH3)	X	100.00	115.72	24.80	1.88	100.0	$\pm 9.6\%$
		Y	100.00	113.38	24.09		100.0	
		Z	100.00	115.89	25.18		100.0	

10032-CAA	IEEE 802.15.1 Bluetooth (GFSK, DH5)	X	100.00	120.41	25.79	1.17	100.0	± 9.6 %
		Y	100.00	114.16	23.51		100.0	
		Z	100.00	119.12	25.59		100.0	
10033-CAA	IEEE 802.15.1 Bluetooth (PI/4-DQPSK, DH1)	X	100.00	129.47	35.05	5.30	70.0	± 9.6 %
		Y	18.38	101.08	27.98		70.0	
		Z	81.90	124.60	33.79		70.0	
10034-CAA	IEEE 802.15.1 Bluetooth (PI/4-DQPSK, DH3)	X	6.64	87.84	22.13	1.88	100.0	± 9.6 %
		Y	3.00	75.57	17.88		100.0	
		Z	4.74	82.07	20.06		100.0	
10035-CAA	IEEE 802.15.1 Bluetooth (PI/4-DQPSK, DH5)	X	2.97	77.58	18.32	1.17	100.0	± 9.6 %
		Y	1.90	70.39	15.43		100.0	
		Z	2.48	74.29	16.88		100.0	
10036-CAA	IEEE 802.15.1 Bluetooth (8-DPSK, DH1)	X	100.00	129.89	35.25	5.30	70.0	± 9.6 %
		Y	27.68	108.02	30.00		70.0	
		Z	100.00	128.17	34.71		70.0	
10037-CAA	IEEE 802.15.1 Bluetooth (8-DPSK, DH3)	X	6.03	86.58	21.70	1.88	100.0	± 9.6 %
		Y	2.87	75.04	17.64		100.0	
		Z	4.39	81.10	19.69		100.0	
10038-CAA	IEEE 802.15.1 Bluetooth (8-DPSK, DH5)	X	3.02	78.09	18.62	1.17	100.0	± 9.6 %
		Y	1.91	70.64	15.63		100.0	
		Z	2.51	74.67	17.13		100.0	
10039-CAB	CDMA2000 (1xRTT, RC1)	X	1.60	69.78	14.71	0.00	150.0	± 9.6 %
		Y	1.37	66.49	13.17		150.0	
		Z	1.42	67.90	13.72		150.0	
10042-CAB	IS-54 / IS-136 FDD (TDMA/FDM, PI/4-DQPSK, Halfrate)	X	100.00	111.15	25.33	7.78	50.0	± 9.6 %
		Y	100.00	114.74	27.58		50.0	
		Z	100.00	113.75	27.01		50.0	
10044-CAA	IS-91/EIA/TIA-553 FDD (FDMA, FM)	X	0.00	95.22	3.63	0.00	150.0	± 9.6 %
		Y	0.04	107.19	11.02		150.0	
		Z	0.00	92.83	6.31		150.0	
10048-CAA	DECT (TDD, TDMA/FDM, GFSK, Full Slot, 24)	X	184.96	127.11	31.97	13.80	25.0	± 9.6 %
		Y	100.00	122.15	33.13		25.0	
		Z	100.00	121.24	32.28		25.0	
10049-CAA	DECT (TDD, TDMA/FDM, GFSK, Double Slot, 12)	X	100.00	114.31	27.52	10.79	40.0	± 9.6 %
		Y	100.00	119.49	30.89		40.0	
		Z	100.00	117.79	29.83		40.0	
10056-CAA	UMTS-TDD (TD-SCDMA, 1.28 Mcps)	X	100.00	126.62	34.76	9.03	50.0	± 9.6 %
		Y	32.10	107.16	30.32		50.0	
		Z	100.00	125.89	34.80		50.0	
10058-DAC	EDGE-FDD (TDMA, 8PSK, TN 0-1-2-3)	X	6.41	84.14	27.94	6.55	100.0	± 9.6 %
		Y	5.65	79.23	25.29		100.0	
		Z	6.33	82.53	26.93		100.0	
10059-CAB	IEEE 802.11b WiFi 2.4 GHz (DSSS, 2 Mbps)	X	1.27	65.30	15.95	0.61	110.0	± 9.6 %
		Y	1.22	63.72	14.64		110.0	
		Z	1.27	64.75	15.42		110.0	
10060-CAB	IEEE 802.11b WiFi 2.4 GHz (DSSS, 5.5 Mbps)	X	100.00	135.81	35.03	1.30	110.0	± 9.6 %
		Y	3.70	84.73	21.19		110.0	
		Z	17.78	108.23	28.29		110.0	

10061-CAB	IEEE 802.11b WiFi 2.4 GHz (DSSS, 11 Mbps)	X	5.86	91.71	26.23	2.04	110.0	± 9.6 %
		Y	3.09	78.72	21.07		110.0	
		Z	4.57	85.89	23.93		110.0	
10062-CAB	IEEE 802.11a/h WiFi 5 GHz (OFDM, 6 Mbps)	X	4.70	66.60	16.49	0.49	100.0	± 9.6 %
		Y	4.73	66.26	16.20		100.0	
		Z	4.70	66.51	16.37		100.0	
10063-CAB	IEEE 802.11a/h WiFi 5 GHz (OFDM, 9 Mbps)	X	4.73	66.72	16.61	0.72	100.0	± 9.6 %
		Y	4.76	66.38	16.32		100.0	
		Z	4.72	66.63	16.49		100.0	
10064-CAB	IEEE 802.11a/h WiFi 5 GHz (OFDM, 12 Mbps)	X	5.02	67.01	16.87	0.86	100.0	± 9.6 %
		Y	5.08	66.72	16.60		100.0	
		Z	5.02	66.93	16.75		100.0	
10065-CAB	IEEE 802.11a/h WiFi 5 GHz (OFDM, 18 Mbps)	X	4.90	66.95	17.00	1.21	100.0	± 9.6 %
		Y	4.95	66.67	16.73		100.0	
		Z	4.90	66.88	16.89		100.0	
10066-CAB	IEEE 802.11a/h WiFi 5 GHz (OFDM, 24 Mbps)	X	4.92	67.00	17.19	1.46	100.0	± 9.6 %
		Y	4.98	66.73	16.92		100.0	
		Z	4.93	66.94	17.09		100.0	
10067-CAB	IEEE 802.11a/h WiFi 5 GHz (OFDM, 36 Mbps)	X	5.22	67.17	17.66	2.04	100.0	± 9.6 %
		Y	5.28	66.89	17.39		100.0	
		Z	5.24	67.15	17.57		100.0	
10068-CAB	IEEE 802.11a/h WiFi 5 GHz (OFDM, 48 Mbps)	X	5.28	67.30	17.94	2.55	100.0	± 9.6 %
		Y	5.37	67.09	17.69		100.0	
		Z	5.30	67.28	17.85		100.0	
10069-CAB	IEEE 802.11a/h WiFi 5 GHz (OFDM, 54 Mbps)	X	5.36	67.28	18.12	2.67	100.0	± 9.6 %
		Y	5.45	67.04	17.86		100.0	
		Z	5.39	67.27	18.04		100.0	
10071-CAB	IEEE 802.11g WiFi 2.4 GHz (DSSS/OFDM, 9 Mbps)	X	5.02	66.82	17.49	1.99	100.0	± 9.6 %
		Y	5.07	66.54	17.22		100.0	
		Z	5.04	66.80	17.40		100.0	
10072-CAB	IEEE 802.11g WiFi 2.4 GHz (DSSS/OFDM, 12 Mbps)	X	5.01	67.20	17.75	2.30	100.0	± 9.6 %
		Y	5.08	66.93	17.47		100.0	
		Z	5.04	67.19	17.66		100.0	
10073-CAB	IEEE 802.11g WiFi 2.4 GHz (DSSS/OFDM, 18 Mbps)	X	5.08	67.40	18.12	2.83	100.0	± 9.6 %
		Y	5.15	67.13	17.83		100.0	
		Z	5.12	67.41	18.04		100.0	
10074-CAB	IEEE 802.11g WiFi 2.4 GHz (DSSS/OFDM, 24 Mbps)	X	5.06	67.32	18.30	3.30	100.0	± 9.6 %
		Y	5.14	67.07	18.03		100.0	
		Z	5.12	67.36	18.24		100.0	
10075-CAB	IEEE 802.11g WiFi 2.4 GHz (DSSS/OFDM, 36 Mbps)	X	5.11	67.49	18.67	3.82	90.0	± 9.6 %
		Y	5.21	67.31	18.42		90.0	
		Z	5.18	67.57	18.61		90.0	
10076-CAB	IEEE 802.11g WiFi 2.4 GHz (DSSS/OFDM, 48 Mbps)	X	5.11	67.25	18.78	4.15	90.0	± 9.6 %
		Y	5.21	67.06	18.51		90.0	
		Z	5.19	67.36	18.74		90.0	
10077-CAB	IEEE 802.11g WiFi 2.4 GHz (DSSS/OFDM, 54 Mbps)	X	5.13	67.31	18.88	4.30	90.0	± 9.6 %
		Y	5.23	67.11	18.60		90.0	
		Z	5.21	67.43	18.84		90.0	

10081-CAB	CDMA2000 (1xRTT, RC3)	X	0.79	64.69	11.87	0.00	150.0	± 9.6 %
		Y	0.74	62.88	10.84		150.0	
		Z	0.74	63.63	11.17		150.0	
10082-CAB	IS-54 / IS-136 FDD (TDMA/FDM, PI/4-DQPSK, Fullrate)	X	0.87	60.00	4.88	4.77	80.0	± 9.6 %
		Y	0.98	60.00	5.43		80.0	
		Z	0.98	60.00	5.33		80.0	
10090-DAC	GPRS-FDD (TDMA, GMSK, TN 0-4)	X	100.00	114.25	26.64	6.56	60.0	± 9.6 %
		Y	100.00	116.84	28.38		60.0	
		Z	100.00	116.18	27.98		60.0	
10097-CAB	UMTS-FDD (HSDPA)	X	1.77	66.86	15.19	0.00	150.0	± 9.6 %
		Y	1.66	65.10	14.06		150.0	
		Z	1.72	66.07	14.64		150.0	
10098-CAB	UMTS-FDD (HSUPA, Subtest 2)	X	1.74	66.81	15.15	0.00	150.0	± 9.6 %
		Y	1.62	65.02	14.00		150.0	
		Z	1.68	66.00	14.60		150.0	
10099-DAC	EDGE-FDD (TDMA, 8PSK, TN 0-4)	X	21.77	115.42	41.36	9.56	60.0	± 9.6 %
		Y	10.99	93.70	32.88		60.0	
		Z	16.24	105.11	37.37		60.0	
10100-CAD	LTE-FDD (SC-FDMA, 100% RB, 20 MHz, QPSK)	X	3.06	69.68	16.31	0.00	150.0	± 9.6 %
		Y	2.87	68.12	15.32		150.0	
		Z	2.94	68.91	15.86		150.0	
10101-CAD	LTE-FDD (SC-FDMA, 100% RB, 20 MHz, 16-QAM)	X	3.22	67.20	15.71	0.00	150.0	± 9.6 %
		Y	3.16	66.42	15.11		150.0	
		Z	3.17	66.83	15.43		150.0	
10102-CAD	LTE-FDD (SC-FDMA, 100% RB, 20 MHz, 64-QAM)	X	3.33	67.18	15.81	0.00	150.0	± 9.6 %
		Y	3.28	66.45	15.25		150.0	
		Z	3.28	66.84	15.55		150.0	
10103-CAD	LTE-TDD (SC-FDMA, 100% RB, 20 MHz, QPSK)	X	7.53	78.63	21.76	3.98	65.0	± 9.6 %
		Y	7.21	76.77	20.79		65.0	
		Z	7.93	78.90	21.74		65.0	
10104-CAD	LTE-TDD (SC-FDMA, 100% RB, 20 MHz, 16-QAM)	X	7.28	76.36	21.68	3.98	65.0	± 9.6 %
		Y	7.04	74.69	20.73		65.0	
		Z	7.36	75.96	21.36		65.0	
10105-CAD	LTE-TDD (SC-FDMA, 100% RB, 20 MHz, 64-QAM)	X	6.49	74.01	20.98	3.98	65.0	± 9.6 %
		Y	6.79	73.93	20.72		65.0	
		Z	7.19	75.46	21.47		65.0	
10108-CAE	LTE-FDD (SC-FDMA, 100% RB, 10 MHz, QPSK)	X	2.67	68.90	16.12	0.00	150.0	± 9.6 %
		Y	2.54	67.35	15.10		150.0	
		Z	2.58	68.13	15.65		150.0	
10109-CAE	LTE-FDD (SC-FDMA, 100% RB, 10 MHz, 16-QAM)	X	2.88	66.99	15.58	0.00	150.0	± 9.6 %
		Y	2.83	66.10	14.94		150.0	
		Z	2.83	66.57	15.27		150.0	
10110-CAE	LTE-FDD (SC-FDMA, 100% RB, 5 MHz, QPSK)	X	2.17	67.95	15.70	0.00	150.0	± 9.6 %
		Y	2.06	66.30	14.62		150.0	
		Z	2.09	67.13	15.17		150.0	
10111-CAE	LTE-FDD (SC-FDMA, 100% RB, 5 MHz, 16-QAM)	X	2.57	67.58	15.76	0.00	150.0	± 9.6 %
		Y	2.50	66.37	15.00		150.0	
		Z	2.51	67.05	15.38		150.0	

10112-CAE	LTE-FDD (SC-FDMA, 100% RB, 10 MHz, 64-QAM)	X	3.00	66.99	15.65	0.00	150.0	± 9.6 %
		Y	2.96	66.16	15.05		150.0	
		Z	2.96	66.61	15.36		150.0	
10113-CAE	LTE-FDD (SC-FDMA, 100% RB, 5 MHz, 64-QAM)	X	2.72	67.73	15.90	0.00	150.0	± 9.6 %
		Y	2.65	66.58	15.19		150.0	
		Z	2.67	67.25	15.55		150.0	
10114-CAB	IEEE 802.11n (HT Greenfield, 13.5 Mbps, BPSK)	X	5.13	67.06	16.34	0.00	150.0	± 9.6 %
		Y	5.13	66.71	16.03		150.0	
		Z	5.11	66.94	16.21		150.0	
10115-CAB	IEEE 802.11n (HT Greenfield, 81 Mbps, 16-QAM)	X	5.43	67.23	16.44	0.00	150.0	± 9.6 %
		Y	5.49	67.04	16.22		150.0	
		Z	5.41	67.11	16.31		150.0	
10116-CAB	IEEE 802.11n (HT Greenfield, 135 Mbps, 64-QAM)	X	5.23	67.27	16.37	0.00	150.0	± 9.6 %
		Y	5.24	66.95	16.08		150.0	
		Z	5.21	67.13	16.24		150.0	
10117-CAB	IEEE 802.11n (HT Mixed, 13.5 Mbps, BPSK)	X	5.10	66.94	16.30	0.00	150.0	± 9.6 %
		Y	5.12	66.66	16.03		150.0	
		Z	5.08	66.82	16.16		150.0	
10118-CAB	IEEE 802.11n (HT Mixed, 81 Mbps, 16-QAM)	X	5.52	67.44	16.55	0.00	150.0	± 9.6 %
		Y	5.56	67.20	16.31		150.0	
		Z	5.49	67.31	16.42		150.0	
10119-CAB	IEEE 802.11n (HT Mixed, 135 Mbps, 64-QAM)	X	5.20	67.20	16.35	0.00	150.0	± 9.6 %
		Y	5.22	66.89	16.06		150.0	
		Z	5.18	67.08	16.22		150.0	
10140-CAD	LTE-FDD (SC-FDMA, 100% RB, 15 MHz, 16-QAM)	X	3.36	67.19	15.74	0.00	150.0	± 9.6 %
		Y	3.32	66.47	15.19		150.0	
		Z	3.32	66.85	15.48		150.0	
10141-CAD	LTE-FDD (SC-FDMA, 100% RB, 15 MHz, 64-QAM)	X	3.49	67.29	15.91	0.00	150.0	± 9.6 %
		Y	3.45	66.59	15.38		150.0	
		Z	3.45	66.97	15.66		150.0	
10142-CAD	LTE-FDD (SC-FDMA, 100% RB, 3 MHz, QPSK)	X	1.94	67.79	15.30	0.00	150.0	± 9.6 %
		Y	1.83	65.97	14.20		150.0	
		Z	1.85	66.87	14.71		150.0	
10143-CAD	LTE-FDD (SC-FDMA, 100% RB, 3 MHz, 16-QAM)	X	2.40	68.10	15.40	0.00	150.0	± 9.6 %
		Y	2.30	66.60	14.59		150.0	
		Z	2.32	67.42	14.94		150.0	
10144-CAD	LTE-FDD (SC-FDMA, 100% RB, 3 MHz, 64-QAM)	X	2.22	66.14	13.96	0.00	150.0	± 9.6 %
		Y	2.18	65.11	13.40		150.0	
		Z	2.16	65.61	13.57		150.0	
10145-CAE	LTE-FDD (SC-FDMA, 100% RB, 1.4 MHz, QPSK)	X	1.20	64.54	11.58	0.00	150.0	± 9.6 %
		Y	1.20	63.64	11.28		150.0	
		Z	1.15	63.81	11.07		150.0	
10146-CAE	LTE-FDD (SC-FDMA, 100% RB, 1.4 MHz, 16-QAM)	X	2.00	66.51	12.15	0.00	150.0	± 9.6 %
		Y	2.20	66.98	12.79		150.0	
		Z	1.94	65.93	11.72		150.0	
10147-CAE	LTE-FDD (SC-FDMA, 100% RB, 1.4 MHz, 64-QAM)	X	2.35	68.52	13.24	0.00	150.0	± 9.6 %
		Y	2.55	68.94	13.87		150.0	
		Z	2.24	67.67	12.70		150.0	

10149-CAD	LTE-FDD (SC-FDMA, 50% RB, 20 MHz, 16-QAM)	X	2.88	67.04	15.63	0.00	150.0	± 9.6 %
		Y	2.83	66.15	14.98		150.0	
		Z	2.84	66.62	15.31		150.0	
10150-CAD	LTE-FDD (SC-FDMA, 50% RB, 20 MHz, 64-QAM)	X	3.01	67.04	15.69	0.00	150.0	± 9.6 %
		Y	2.96	66.20	15.08		150.0	
		Z	2.96	66.66	15.40		150.0	
10151-CAD	LTE-TDD (SC-FDMA, 50% RB, 20 MHz, QPSK)	X	8.73	82.80	23.45	3.98	65.0	± 9.6 %
		Y	7.53	78.91	21.73		65.0	
		Z	8.49	81.56	22.84		65.0	
10152-CAD	LTE-TDD (SC-FDMA, 50% RB, 20 MHz, 16-QAM)	X	6.88	76.62	21.52	3.98	65.0	± 9.6 %
		Y	6.57	74.62	20.46		65.0	
		Z	6.93	76.10	21.14		65.0	
10153-CAD	LTE-TDD (SC-FDMA, 50% RB, 20 MHz, 64-QAM)	X	7.30	77.59	22.28	3.98	65.0	± 9.6 %
		Y	6.97	75.60	21.25		65.0	
		Z	7.37	77.12	21.93		65.0	
10154-CAE	LTE-FDD (SC-FDMA, 50% RB, 10 MHz, QPSK)	X	2.21	68.31	15.93	0.00	150.0	± 9.6 %
		Y	2.10	66.64	14.84		150.0	
		Z	2.13	67.47	15.39		150.0	
10155-CAE	LTE-FDD (SC-FDMA, 50% RB, 10 MHz, 16-QAM)	X	2.57	67.59	15.77	0.00	150.0	± 9.6 %
		Y	2.50	66.37	15.01		150.0	
		Z	2.51	67.06	15.40		150.0	
10156-CAE	LTE-FDD (SC-FDMA, 50% RB, 5 MHz, QPSK)	X	1.78	67.76	15.05	0.00	150.0	± 9.6 %
		Y	1.67	65.83	13.92		150.0	
		Z	1.69	66.74	14.41		150.0	
10157-CAE	LTE-FDD (SC-FDMA, 50% RB, 5 MHz, 16-QAM)	X	2.04	66.56	13.93	0.00	150.0	± 9.6 %
		Y	1.98	65.30	13.29		150.0	
		Z	1.97	65.89	13.47		150.0	
10158-CAE	LTE-FDD (SC-FDMA, 50% RB, 10 MHz, 64-QAM)	X	2.73	67.79	15.94	0.00	150.0	± 9.6 %
		Y	2.66	66.63	15.23		150.0	
		Z	2.67	67.30	15.59		150.0	
10159-CAE	LTE-FDD (SC-FDMA, 50% RB, 5 MHz, 64-QAM)	X	2.14	66.97	14.19	0.00	150.0	± 9.6 %
		Y	2.08	65.69	13.56		150.0	
		Z	2.07	66.29	13.74		150.0	
10160-CAD	LTE-FDD (SC-FDMA, 50% RB, 15 MHz, QPSK)	X	2.70	68.08	15.96	0.00	150.0	± 9.6 %
		Y	2.59	66.76	15.07		150.0	
		Z	2.62	67.46	15.55		150.0	
10161-CAD	LTE-FDD (SC-FDMA, 50% RB, 15 MHz, 16-QAM)	X	2.90	66.96	15.61	0.00	150.0	± 9.6 %
		Y	2.86	66.09	15.00		150.0	
		Z	2.86	66.57	15.31		150.0	
10162-CAD	LTE-FDD (SC-FDMA, 50% RB, 15 MHz, 64-QAM)	X	3.01	67.11	15.72	0.00	150.0	± 9.6 %
		Y	2.97	66.22	15.11		150.0	
		Z	2.97	66.73	15.43		150.0	
10166-CAE	LTE-FDD (SC-FDMA, 50% RB, 1.4 MHz, QPSK)	X	3.58	69.08	18.90	3.01	150.0	± 9.6 %
		Y	3.66	68.62	18.52		150.0	
		Z	3.57	68.93	18.72		150.0	
10167-CAE	LTE-FDD (SC-FDMA, 50% RB, 1.4 MHz, 16-QAM)	X	4.32	71.62	19.24	3.01	150.0	± 9.6 %
		Y	4.44	71.05	18.84		150.0	
		Z	4.33	71.56	19.10		150.0	

10168-CAE	LTE-FDD (SC-FDMA, 50% RB, 1.4 MHz, 64-QAM)	X	4.72	73.57	20.43	3.01	150.0	± 9.6 %
		Y	4.88	73.09	20.10		150.0	
		Z	4.77	73.65	20.36		150.0	
10169-CAD	LTE-FDD (SC-FDMA, 1 RB, 20 MHz, QPSK)	X	2.98	68.46	18.63	3.01	150.0	± 9.6 %
		Y	3.13	68.48	18.40		150.0	
		Z	2.99	68.40	18.47		150.0	
10170-CAD	LTE-FDD (SC-FDMA, 1 RB, 20 MHz, 16-QAM)	X	3.89	73.35	20.55	3.01	150.0	± 9.6 %
		Y	4.19	73.57	20.42		150.0	
		Z	3.99	73.62	20.53		150.0	
10171-AAD	LTE-FDD (SC-FDMA, 1 RB, 20 MHz, 64-QAM)	X	3.31	69.97	18.14	3.01	150.0	± 9.6 %
		Y	3.49	69.74	17.80		150.0	
		Z	3.34	69.93	17.97		150.0	
10172-CAD	LTE-TDD (SC-FDMA, 1 RB, 20 MHz, QPSK)	X	11.55	97.77	31.19	6.02	65.0	± 9.6 %
		Y	11.40	94.31	29.41		65.0	
		Z	16.01	102.73	32.36		65.0	
10173-CAD	LTE-TDD (SC-FDMA, 1 RB, 20 MHz, 16-QAM)	X	32.34	112.09	33.30	6.02	65.0	± 9.6 %
		Y	19.08	99.88	29.45		65.0	
		Z	28.90	108.74	32.12		65.0	
10174-CAD	LTE-TDD (SC-FDMA, 1 RB, 20 MHz, 64-QAM)	X	19.17	101.17	29.63	6.02	65.0	± 9.6 %
		Y	12.62	91.53	26.38		65.0	
		Z	23.83	103.74	30.12		65.0	
10175-CAE	LTE-FDD (SC-FDMA, 1 RB, 10 MHz, QPSK)	X	2.95	68.20	18.41	3.01	150.0	± 9.6 %
		Y	3.09	68.16	18.15		150.0	
		Z	2.96	68.12	18.23		150.0	
10176-CAE	LTE-FDD (SC-FDMA, 1 RB, 10 MHz, 16-QAM)	X	3.90	73.37	20.56	3.01	150.0	± 9.6 %
		Y	4.19	73.59	20.43		150.0	
		Z	3.99	73.64	20.54		150.0	
10177-CAG	LTE-FDD (SC-FDMA, 1 RB, 5 MHz, QPSK)	X	2.97	68.33	18.49	3.01	150.0	± 9.6 %
		Y	3.12	68.32	18.26		150.0	
		Z	2.98	68.26	18.32		150.0	
10178-CAE	LTE-FDD (SC-FDMA, 1 RB, 5 MHz, 16-QAM)	X	3.86	73.19	20.45	3.01	150.0	± 9.6 %
		Y	4.14	73.34	20.29		150.0	
		Z	3.96	73.44	20.43		150.0	
10179-CAE	LTE-FDD (SC-FDMA, 1 RB, 10 MHz, 64-QAM)	X	3.57	71.58	19.23	3.01	150.0	± 9.6 %
		Y	3.79	71.47	18.95		150.0	
		Z	3.63	71.65	19.12		150.0	
10180-CAE	LTE-FDD (SC-FDMA, 1 RB, 5 MHz, 64-QAM)	X	3.30	69.91	18.10	3.01	150.0	± 9.6 %
		Y	3.48	69.66	17.74		150.0	
		Z	3.33	69.86	17.92		150.0	
10181-CAD	LTE-FDD (SC-FDMA, 1 RB, 15 MHz, QPSK)	X	2.96	68.32	18.49	3.01	150.0	± 9.6 %
		Y	3.11	68.30	18.25		150.0	
		Z	2.98	68.24	18.31		150.0	
10182-CAD	LTE-FDD (SC-FDMA, 1 RB, 15 MHz, 16-QAM)	X	3.86	73.17	20.44	3.01	150.0	± 9.6 %
		Y	4.14	73.32	20.28		150.0	
		Z	3.95	73.42	20.42		150.0	
10183-AAC	LTE-FDD (SC-FDMA, 1 RB, 15 MHz, 64-QAM)	X	3.29	69.89	18.09	3.01	150.0	± 9.6 %
		Y	3.47	69.64	17.73		150.0	
		Z	3.32	69.84	17.91		150.0	

10184-CAD	LTE-FDD (SC-FDMA, 1 RB, 3 MHz, QPSK)	X	2.97	68.36	18.51	3.01	150.0	± 9.6 %
		Y	3.12	68.35	18.27		150.0	
		Z	2.99	68.28	18.34		150.0	
10185-CAD	LTE-FDD (SC-FDMA, 1 RB, 3 MHz, 16-QAM)	X	3.87	73.23	20.48	3.01	150.0	± 9.6 %
		Y	4.16	73.38	20.32		150.0	
		Z	3.97	73.49	20.45		150.0	
10186-AAD	LTE-FDD (SC-FDMA, 1 RB, 3 MHz, 64-QAM)	X	3.31	69.95	18.12	3.01	150.0	± 9.6 %
		Y	3.49	69.69	17.76		150.0	
		Z	3.34	69.90	17.95		150.0	
10187-CAE	LTE-FDD (SC-FDMA, 1 RB, 1.4 MHz, QPSK)	X	2.98	68.40	18.56	3.01	150.0	± 9.6 %
		Y	3.13	68.38	18.32		150.0	
		Z	3.00	68.33	18.40		150.0	
10188-CAE	LTE-FDD (SC-FDMA, 1 RB, 1.4 MHz, 16-QAM)	X	3.97	73.76	20.80	3.01	150.0	± 9.6 %
		Y	4.29	74.05	20.71		150.0	
		Z	4.08	74.08	20.80		150.0	
10189-AAE	LTE-FDD (SC-FDMA, 1 RB, 1.4 MHz, 64-QAM)	X	3.37	70.31	18.37	3.01	150.0	± 9.6 %
		Y	3.56	70.09	18.03		150.0	
		Z	3.41	70.28	18.20		150.0	
10193-CAB	IEEE 802.11n (HT Greenfield, 6.5 Mbps, BPSK)	X	4.53	66.46	16.04	0.00	150.0	± 9.6 %
		Y	4.54	66.08	15.74		150.0	
		Z	4.51	66.32	15.89		150.0	
10194-CAB	IEEE 802.11n (HT Greenfield, 39 Mbps, 16-QAM)	X	4.70	66.77	16.16	0.00	150.0	± 9.6 %
		Y	4.72	66.42	15.86		150.0	
		Z	4.68	66.64	16.02		150.0	
10195-CAB	IEEE 802.11n (HT Greenfield, 65 Mbps, 64-QAM)	X	4.74	66.81	16.18	0.00	150.0	± 9.6 %
		Y	4.77	66.45	15.88		150.0	
		Z	4.72	66.67	16.04		150.0	
10196-CAB	IEEE 802.11n (HT Mixed, 6.5 Mbps, BPSK)	X	4.53	66.52	16.06	0.00	150.0	± 9.6 %
		Y	4.55	66.16	15.76		150.0	
		Z	4.51	66.38	15.91		150.0	
10197-CAB	IEEE 802.11n (HT Mixed, 39 Mbps, 16-QAM)	X	4.71	66.80	16.17	0.00	150.0	± 9.6 %
		Y	4.74	66.44	15.87		150.0	
		Z	4.69	66.66	16.03		150.0	
10198-CAB	IEEE 802.11n (HT Mixed, 65 Mbps, 64-QAM)	X	4.74	66.82	16.19	0.00	150.0	± 9.6 %
		Y	4.77	66.46	15.89		150.0	
		Z	4.72	66.69	16.05		150.0	
10219-CAB	IEEE 802.11n (HT Mixed, 7.2 Mbps, BPSK)	X	4.48	66.53	16.01	0.00	150.0	± 9.6 %
		Y	4.50	66.15	15.72		150.0	
		Z	4.46	66.39	15.87		150.0	
10220-CAB	IEEE 802.11n (HT Mixed, 43.3 Mbps, 16-QAM)	X	4.71	66.77	16.16	0.00	150.0	± 9.6 %
		Y	4.74	66.43	15.87		150.0	
		Z	4.69	66.63	16.02		150.0	
10221-CAB	IEEE 802.11n (HT Mixed, 72.2 Mbps, 64-QAM)	X	4.75	66.75	16.18	0.00	150.0	± 9.6 %
		Y	4.78	66.41	15.88		150.0	
		Z	4.73	66.62	16.04		150.0	
10222-CAB	IEEE 802.11n (HT Mixed, 15 Mbps, BPSK)	X	5.08	66.95	16.29	0.00	150.0	± 9.6 %
		Y	5.10	66.67	16.02		150.0	
		Z	5.06	66.82	16.16		150.0	

10223-CAB	IEEE 802.11n (HT Mixed, 90 Mbps, 16-QAM)	X	5.38	67.15	16.42	0.00	150.0	± 9.6 %
		Y	5.42	66.92	16.18		150.0	
		Z	5.36	67.04	16.29		150.0	
10224-CAB	IEEE 802.11n (HT Mixed, 150 Mbps, 64-QAM)	X	5.12	67.06	16.27	0.00	150.0	± 9.6 %
		Y	5.14	66.77	16.00		150.0	
		Z	5.10	66.93	16.14		150.0	
10225-CAB	UMTS-FDD (HSPA+)	X	2.79	65.81	15.12	0.00	150.0	± 9.6 %
		Y	2.77	65.08	14.64		150.0	
		Z	2.76	65.50	14.85		150.0	
10226-CAA	LTE-TDD (SC-FDMA, 1 RB, 1.4 MHz, 16-QAM)	X	35.68	114.09	33.94	6.02	65.0	± 9.6 %
		Y	20.60	101.42	30.01		65.0	
		Z	31.84	110.68	32.75		65.0	
10227-CAA	LTE-TDD (SC-FDMA, 1 RB, 1.4 MHz, 64-QAM)	X	31.15	109.62	32.04	6.02	65.0	± 9.6 %
		Y	18.77	98.35	28.54		65.0	
		Z	28.39	106.83	31.05		65.0	
10228-CAA	LTE-TDD (SC-FDMA, 1 RB, 1.4 MHz, QPSK)	X	20.06	109.32	34.77	6.02	65.0	± 9.6 %
		Y	13.21	97.68	30.60		65.0	
		Z	17.58	104.98	33.12		65.0	
10229-CAB	LTE-TDD (SC-FDMA, 1 RB, 3 MHz, 16-QAM)	X	32.55	112.18	33.33	6.02	65.0	± 9.6 %
		Y	19.22	99.99	29.50		65.0	
		Z	29.11	108.85	32.16		65.0	
10230-CAB	LTE-TDD (SC-FDMA, 1 RB, 3 MHz, 64-QAM)	X	28.53	107.93	31.50	6.02	65.0	± 9.6 %
		Y	17.56	97.07	28.07		65.0	
		Z	26.03	105.18	30.51		65.0	
10231-CAB	LTE-TDD (SC-FDMA, 1 RB, 3 MHz, QPSK)	X	18.75	107.81	34.25	6.02	65.0	± 9.6 %
		Y	12.53	96.52	30.15		65.0	
		Z	16.49	103.58	32.61		65.0	
10232-CAD	LTE-TDD (SC-FDMA, 1 RB, 5 MHz, 16-QAM)	X	32.52	112.18	33.33	6.02	65.0	± 9.6 %
		Y	19.19	99.97	29.49		65.0	
		Z	29.08	108.84	32.15		65.0	
10233-CAD	LTE-TDD (SC-FDMA, 1 RB, 5 MHz, 64-QAM)	X	28.47	107.91	31.49	6.02	65.0	± 9.6 %
		Y	17.52	97.05	28.07		65.0	
		Z	25.98	105.16	30.50		65.0	
10234-CAD	LTE-TDD (SC-FDMA, 1 RB, 5 MHz, QPSK)	X	17.68	106.40	33.71	6.02	65.0	± 9.6 %
		Y	11.95	95.43	29.69		65.0	
		Z	15.61	102.28	32.10		65.0	
10235-CAD	LTE-TDD (SC-FDMA, 1 RB, 10 MHz, 16-QAM)	X	32.63	112.27	33.36	6.02	65.0	± 9.6 %
		Y	19.21	100.01	29.50		65.0	
		Z	29.15	108.90	32.17		65.0	
10236-CAD	LTE-TDD (SC-FDMA, 1 RB, 10 MHz, 64-QAM)	X	28.97	108.18	31.56	6.02	65.0	± 9.6 %
		Y	17.70	97.20	28.11		65.0	
		Z	26.35	105.38	30.56		65.0	
10237-CAD	LTE-TDD (SC-FDMA, 1 RB, 10 MHz, QPSK)	X	18.87	107.98	34.30	6.02	65.0	± 9.6 %
		Y	12.55	96.59	30.17		65.0	
		Z	16.56	103.70	32.65		65.0	
10238-CAD	LTE-TDD (SC-FDMA, 1 RB, 15 MHz, 16-QAM)	X	32.49	112.18	33.33	6.02	65.0	± 9.6 %
		Y	19.15	99.96	29.48		65.0	
		Z	29.04	108.83	32.15		65.0	

10239-CAD	LTE-TDD (SC-FDMA, 1 RB, 15 MHz, 64-QAM)	X	28.40	107.89	31.49	6.02	65.0	± 9.6 %
		Y	17.48	97.02	28.06		65.0	
		Z	25.91	105.13	30.50		65.0	
10240-CAD	LTE-TDD (SC-FDMA, 1 RB, 15 MHz, QPSK)	X	18.79	107.91	34.28	6.02	65.0	± 9.6 %
		Y	12.51	96.54	30.16		65.0	
		Z	16.51	103.64	32.64		65.0	
10241-CAA	LTE-TDD (SC-FDMA, 50% RB, 1.4 MHz, 16-QAM)	X	9.37	84.09	26.88	6.98	65.0	± 9.6 %
		Y	9.00	81.48	25.58		65.0	
		Z	9.64	84.05	26.66		65.0	
10242-CAA	LTE-TDD (SC-FDMA, 50% RB, 1.4 MHz, 64-QAM)	X	8.12	81.00	25.56	6.98	65.0	± 9.6 %
		Y	8.55	80.38	25.06		65.0	
		Z	9.37	83.46	26.36		65.0	
10243-CAA	LTE-TDD (SC-FDMA, 50% RB, 1.4 MHz, QPSK)	X	6.40	77.14	24.85	6.98	65.0	± 9.6 %
		Y	6.84	76.95	24.45		65.0	
		Z	7.32	79.56	25.70		65.0	
10244-CAB	LTE-TDD (SC-FDMA, 50% RB, 3 MHz, 16-QAM)	X	8.16	80.65	20.72	3.98	65.0	± 9.6 %
		Y	7.84	79.38	20.61		65.0	
		Z	8.14	79.93	20.35		65.0	
10245-CAB	LTE-TDD (SC-FDMA, 50% RB, 3 MHz, 64-QAM)	X	7.83	79.71	20.30	3.98	65.0	± 9.6 %
		Y	7.66	78.75	20.31		65.0	
		Z	7.84	79.07	19.96		65.0	
10246-CAB	LTE-TDD (SC-FDMA, 50% RB, 3 MHz, QPSK)	X	9.87	87.16	23.15	3.98	65.0	± 9.6 %
		Y	7.04	80.78	21.05		65.0	
		Z	8.70	84.28	22.05		65.0	
10247-CAD	LTE-TDD (SC-FDMA, 50% RB, 5 MHz, 16-QAM)	X	6.51	77.88	20.45	3.98	65.0	± 9.6 %
		Y	5.98	75.48	19.58		65.0	
		Z	6.46	77.04	19.99		65.0	
10248-CAD	LTE-TDD (SC-FDMA, 50% RB, 5 MHz, 64-QAM)	X	6.37	77.00	20.08	3.98	65.0	± 9.6 %
		Y	5.96	74.87	19.30		65.0	
		Z	6.35	76.24	19.64		65.0	
10249-CAD	LTE-TDD (SC-FDMA, 50% RB, 5 MHz, QPSK)	X	11.72	90.67	25.27	3.98	65.0	± 9.6 %
		Y	7.95	82.86	22.54		65.0	
		Z	10.24	87.46	24.05		65.0	
10250-CAD	LTE-TDD (SC-FDMA, 50% RB, 10 MHz, 16-QAM)	X	7.35	79.99	22.89	3.98	65.0	± 9.6 %
		Y	6.77	77.28	21.67		65.0	
		Z	7.36	79.26	22.43		65.0	
10251-CAD	LTE-TDD (SC-FDMA, 50% RB, 10 MHz, 64-QAM)	X	6.80	77.27	21.44	3.98	65.0	± 9.6 %
		Y	6.40	74.99	20.37		65.0	
		Z	6.83	76.65	21.02		65.0	
10252-CAD	LTE-TDD (SC-FDMA, 50% RB, 10 MHz, QPSK)	X	10.21	87.88	25.28	3.98	65.0	± 9.6 %
		Y	7.87	81.78	22.87		65.0	
		Z	9.51	85.69	24.35		65.0	
10253-CAD	LTE-TDD (SC-FDMA, 50% RB, 15 MHz, 16-QAM)	X	6.68	75.93	21.23	3.98	65.0	± 9.6 %
		Y	6.40	74.02	20.23		65.0	
		Z	6.75	75.48	20.88		65.0	
10254-CAD	LTE-TDD (SC-FDMA, 50% RB, 15 MHz, 64-QAM)	X	7.07	76.85	21.92	3.98	65.0	± 9.6 %
		Y	6.78	74.95	20.95		65.0	
		Z	7.16	76.44	21.59		65.0	

10255-CAD	LTE-TDD (SC-FDMA, 50% RB, 15 MHz, QPSK)	X	8.17	81.88	23.35	3.98	65.0	± 9.6 %
		Y	7.16	78.19	21.68		65.0	
		Z	8.02	80.77	22.77		65.0	
10256-CAA	LTE-TDD (SC-FDMA, 100% RB, 1.4 MHz, 16-QAM)	X	6.36	76.31	17.99	3.98	65.0	± 9.6 %
		Y	6.65	76.53	18.59		65.0	
		Z	6.39	75.76	17.71		65.0	
10257-CAA	LTE-TDD (SC-FDMA, 100% RB, 1.4 MHz, 64-QAM)	X	6.00	75.09	17.39	3.98	65.0	± 9.6 %
		Y	6.42	75.61	18.13		65.0	
		Z	6.07	74.65	17.16		65.0	
10258-CAA	LTE-TDD (SC-FDMA, 100% RB, 1.4 MHz, QPSK)	X	6.89	80.77	20.02	3.98	65.0	± 9.6 %
		Y	5.76	77.33	19.04		65.0	
		Z	6.39	78.86	19.25		65.0	
10259-CAB	LTE-TDD (SC-FDMA, 100% RB, 3 MHz, 16-QAM)	X	6.85	78.66	21.33	3.98	65.0	± 9.6 %
		Y	6.29	76.08	20.30		65.0	
		Z	6.82	77.85	20.86		65.0	
10260-CAB	LTE-TDD (SC-FDMA, 100% RB, 3 MHz, 64-QAM)	X	6.81	78.20	21.15	3.98	65.0	± 9.6 %
		Y	6.32	75.84	20.21		65.0	
		Z	6.80	77.46	20.71		65.0	
10261-CAB	LTE-TDD (SC-FDMA, 100% RB, 3 MHz, QPSK)	X	10.08	87.99	24.80	3.98	65.0	± 9.6 %
		Y	7.48	81.48	22.36		65.0	
		Z	9.21	85.51	23.77		65.0	
10262-CAD	LTE-TDD (SC-FDMA, 100% RB, 5 MHz, 16-QAM)	X	7.34	79.93	22.84	3.98	65.0	± 9.6 %
		Y	6.76	77.23	21.62		65.0	
		Z	7.35	79.20	22.39		65.0	
10263-CAD	LTE-TDD (SC-FDMA, 100% RB, 5 MHz, 64-QAM)	X	6.79	77.25	21.43	3.98	65.0	± 9.6 %
		Y	6.39	74.98	20.36		65.0	
		Z	6.82	76.63	21.02		65.0	
10264-CAD	LTE-TDD (SC-FDMA, 100% RB, 5 MHz, QPSK)	X	10.08	87.62	25.17	3.98	65.0	± 9.6 %
		Y	7.79	81.58	22.77		65.0	
		Z	9.40	85.45	24.24		65.0	
10265-CAD	LTE-TDD (SC-FDMA, 100% RB, 10 MHz, 16-QAM)	X	6.88	76.62	21.52	3.98	65.0	± 9.6 %
		Y	6.56	74.62	20.47		65.0	
		Z	6.93	76.10	21.15		65.0	
10266-CAD	LTE-TDD (SC-FDMA, 100% RB, 10 MHz, 64-QAM)	X	7.29	77.57	22.27	3.98	65.0	± 9.6 %
		Y	6.97	75.59	21.24		65.0	
		Z	7.36	77.10	21.92		65.0	
10267-CAD	LTE-TDD (SC-FDMA, 100% RB, 10 MHz, QPSK)	X	8.71	82.74	23.43	3.98	65.0	± 9.6 %
		Y	7.52	78.86	21.71		65.0	
		Z	8.47	81.51	22.82		65.0	
10268-CAD	LTE-TDD (SC-FDMA, 100% RB, 15 MHz, 16-QAM)	X	7.37	76.01	21.65	3.98	65.0	± 9.6 %
		Y	7.17	74.48	20.77		65.0	
		Z	7.47	75.69	21.37		65.0	
10269-CAD	LTE-TDD (SC-FDMA, 100% RB, 15 MHz, 64-QAM)	X	7.29	75.48	21.48	3.98	65.0	± 9.6 %
		Y	7.12	74.04	20.65		65.0	
		Z	7.40	75.21	21.22		65.0	
10270-CAD	LTE-TDD (SC-FDMA, 100% RB, 15 MHz, QPSK)	X	7.79	78.59	21.97	3.98	65.0	± 9.6 %
		Y	7.27	76.27	20.81		65.0	
		Z	7.80	77.99	21.60		65.0	

10274-CAB	UMTS-FDD (HSUPA, Subtest 5, 3GPP Rel8.10)	X	2.56	66.09	14.99	0.00	150.0	± 9.6 %
		Y	2.50	65.10	14.35		150.0	
		Z	2.52	65.70	14.67		150.0	
10275-CAB	UMTS-FDD (HSUPA, Subtest 5, 3GPP Rel8.4)	X	1.56	66.99	14.99	0.00	150.0	± 9.6 %
		Y	1.44	65.00	13.67		150.0	
		Z	1.49	66.00	14.34		150.0	
10277-CAA	PHS (QPSK)	X	2.20	62.12	7.54	9.03	50.0	± 9.6 %
		Y	2.95	64.23	9.71		50.0	
		Z	2.73	63.45	8.82		50.0	
10278-CAA	PHS (QPSK, BW 884MHz, Rolloff 0.5)	X	12.02	86.88	21.32	9.03	50.0	± 9.6 %
		Y	9.61	83.75	21.26		50.0	
		Z	10.08	83.80	20.69		50.0	
10279-CAA	PHS (QPSK, BW 884MHz, Rolloff 0.38)	X	12.31	87.20	21.50	9.03	50.0	± 9.6 %
		Y	9.76	83.87	21.34		50.0	
		Z	10.25	83.99	20.81		50.0	
10290-AAB	CDMA2000, RC1, SO55, Full Rate	X	1.34	67.25	13.27	0.00	150.0	± 9.6 %
		Y	1.23	65.06	12.21		150.0	
		Z	1.23	65.94	12.51		150.0	
10291-AAB	CDMA2000, RC3, SO55, Full Rate	X	0.78	64.52	11.76	0.00	150.0	± 9.6 %
		Y	0.73	62.76	10.76		150.0	
		Z	0.73	63.49	11.07		150.0	
10292-AAB	CDMA2000, RC3, SO32, Full Rate	X	0.92	67.57	13.69	0.00	150.0	± 9.6 %
		Y	0.78	64.18	11.87		150.0	
		Z	0.82	65.63	12.57		150.0	
10293-AAB	CDMA2000, RC3, SO3, Full Rate	X	1.26	71.98	16.14	0.00	150.0	± 9.6 %
		Y	0.91	66.08	13.26		150.0	
		Z	1.03	68.67	14.48		150.0	
10295-AAB	CDMA2000, RC1, SO3, 1/8th Rate 25 fr.	X	14.84	95.74	28.21	9.03	50.0	± 9.6 %
		Y	8.91	84.62	24.53		50.0	
		Z	12.81	91.53	26.70		50.0	
10297-AAC	LTE-FDD (SC-FDMA, 50% RB, 20 MHz, QPSK)	X	2.69	68.98	16.18	0.00	150.0	± 9.6 %
		Y	2.55	67.43	15.16		150.0	
		Z	2.59	68.22	15.71		150.0	
10298-AAC	LTE-FDD (SC-FDMA, 50% RB, 3 MHz, QPSK)	X	1.50	66.65	13.59	0.00	150.0	± 9.6 %
		Y	1.43	65.00	12.74		150.0	
		Z	1.41	65.64	12.95		150.0	
10299-AAC	LTE-FDD (SC-FDMA, 50% RB, 3 MHz, 16-QAM)	X	2.59	69.25	14.37	0.00	150.0	± 9.6 %
		Y	2.65	68.80	14.43		150.0	
		Z	2.50	68.57	13.91		150.0	
10300-AAC	LTE-FDD (SC-FDMA, 50% RB, 3 MHz, 64-QAM)	X	1.99	65.10	11.65	0.00	150.0	± 9.6 %
		Y	2.16	65.32	12.07		150.0	
		Z	1.97	64.79	11.37		150.0	
10301-AAA	IEEE 802.16e WiMAX (29:18, 5ms, 10MHz, QPSK, PUSC)	X	4.92	65.97	17.73	4.17	50.0	± 9.6 %
		Y	4.90	65.12	17.14		50.0	
		Z	4.93	65.81	17.52		50.0	
10302-AAA	IEEE 802.16e WiMAX (29:18, 5ms, 10MHz, QPSK, PUSC, 3 CTRL symbols)	X	5.34	66.33	18.31	4.96	50.0	± 9.6 %
		Y	5.41	65.80	17.88		50.0	
		Z	5.39	66.34	18.19		50.0	

10303-AAA	IEEE 802.16e WiMAX (31:15, 5ms, 10MHz, 64QAM, PUSC)	X	5.09	66.00	18.16	4.96	50.0	± 9.6 %
		Y	5.18	65.53	17.76		50.0	
		Z	5.16	66.05	18.06		50.0	
10304-AAA	IEEE 802.16e WiMAX (29:18, 5ms, 10MHz, 64QAM, PUSC)	X	4.89	65.81	17.60	4.17	50.0	± 9.6 %
		Y	4.95	65.27	17.18		50.0	
		Z	4.94	65.81	17.48		50.0	
10305-AAA	IEEE 802.16e WiMAX (31:15, 10ms, 10MHz, 64QAM, PUSC, 15 symbols)	X	4.50	67.81	19.84	6.02	35.0	± 9.6 %
		Y	4.79	68.06	19.81		35.0	
		Z	4.79	68.83	20.16		35.0	
10306-AAA	IEEE 802.16e WiMAX (29:18, 10ms, 10MHz, 64QAM, PUSC, 18 symbols)	X	4.81	66.77	19.38	6.02	35.0	± 9.6 %
		Y	5.03	66.83	19.26		35.0	
		Z	4.99	67.39	19.54		35.0	
10307-AAA	IEEE 802.16e WiMAX (29:18, 10ms, 10MHz, QPSK, PUSC, 18 symbols)	X	4.71	66.97	19.36	6.02	35.0	± 9.6 %
		Y	4.96	67.13	19.28		35.0	
		Z	4.92	67.66	19.55		35.0	
10308-AAA	IEEE 802.16e WiMAX (29:18, 10ms, 10MHz, 16QAM, PUSC)	X	4.69	67.17	19.50	6.02	35.0	± 9.6 %
		Y	4.93	67.30	19.40		35.0	
		Z	4.91	67.91	19.71		35.0	
10309-AAA	IEEE 802.16e WiMAX (29:18, 10ms, 10MHz, 16QAM, AMC 2x3, 18 symbols)	X	4.88	67.02	19.54	6.02	35.0	± 9.6 %
		Y	5.10	67.08	19.41		35.0	
		Z	5.06	67.62	19.69		35.0	
10310-AAA	IEEE 802.16e WiMAX (29:18, 10ms, 10MHz, QPSK, AMC 2x3, 18 symbols)	X	4.76	66.83	19.35	6.02	35.0	± 9.6 %
		Y	4.98	66.92	19.24		35.0	
		Z	4.95	67.49	19.53		35.0	
10311-AAC	LTE-FDD (SC-FDMA, 100% RB, 15 MHz, QPSK)	X	3.04	68.33	15.87	0.00	150.0	± 9.6 %
		Y	2.87	66.87	14.93		150.0	
		Z	2.93	67.62	15.44		150.0	
10313-AAA	iDEN 1:3	X	8.93	84.60	20.34	6.99	70.0	± 9.6 %
		Y	5.29	76.79	17.81		70.0	
		Z	7.61	81.75	19.55		70.0	
10314-AAA	iDEN 1:6	X	16.77	101.33	28.93	10.00	30.0	± 9.6 %
		Y	7.37	85.56	23.98		30.0	
		Z	12.54	94.77	26.95		30.0	
10315-AAB	IEEE 802.11b WiFi 2.4 GHz (DSSS, 1 Mbps, 96pc duty cycle)	X	1.09	63.49	14.87	0.17	150.0	± 9.6 %
		Y	1.05	62.22	13.71		150.0	
		Z	1.08	62.99	14.36		150.0	
10316-AAB	IEEE 802.11g WiFi 2.4 GHz (ERP-OFDM, 6 Mbps, 96pc duty cycle)	X	4.60	66.57	16.23	0.17	150.0	± 9.6 %
		Y	4.62	66.21	15.92		150.0	
		Z	4.58	66.45	16.09		150.0	
10317-AAB	IEEE 802.11a WiFi 5 GHz (OFDM, 6 Mbps, 96pc duty cycle)	X	4.60	66.57	16.23	0.17	150.0	± 9.6 %
		Y	4.62	66.21	15.92		150.0	
		Z	4.58	66.45	16.09		150.0	
10400-AAC	IEEE 802.11ac WiFi (20MHz, 64-QAM, 99pc duty cycle)	X	4.70	66.84	16.16	0.00	150.0	± 9.6 %
		Y	4.72	66.46	15.84		150.0	
		Z	4.67	66.68	16.01		150.0	
10401-AAC	IEEE 802.11ac WiFi (40MHz, 64-QAM, 99pc duty cycle)	X	5.40	67.06	16.35	0.00	150.0	± 9.6 %
		Y	5.40	66.70	16.04		150.0	
		Z	5.38	66.94	16.22		150.0	

10402-AAC	IEEE 802.11ac WiFi (80MHz, 64-QAM, 99pc duty cycle)	X	5.64	67.36	16.36	0.00	150.0	± 9.6 %
		Y	5.68	67.15	16.13		150.0	
		Z	5.63	67.25	16.24		150.0	
10403-AAB	CDMA2000 (1xEV-DO, Rev. 0)	X	1.34	67.25	13.27	0.00	115.0	± 9.6 %
		Y	1.23	65.06	12.21		115.0	
		Z	1.23	65.94	12.51		115.0	
10404-AAB	CDMA2000 (1xEV-DO, Rev. A)	X	1.34	67.25	13.27	0.00	115.0	± 9.6 %
		Y	1.23	65.06	12.21		115.0	
		Z	1.23	65.94	12.51		115.0	
10406-AAB	CDMA2000, RC3, SO32, SCH0, Full Rate	X	11.88	94.10	24.15	0.00	100.0	± 9.6 %
		Y	7.20	85.63	21.54		100.0	
		Z	12.10	93.11	23.46		100.0	
10410-AAC	LTE-TDD (SC-FDMA, 1 RB, 10 MHz, QPSK, UL Subframe=2,3,4,7,8,9)	X	100.00	124.75	31.89	3.23	80.0	± 9.6 %
		Y	100.00	122.93	31.42		80.0	
		Z	100.00	123.26	31.33		80.0	
10415-AAA	IEEE 802.11b WiFi 2.4 GHz (DSSS, 1 Mbps, 99pc duty cycle)	X	1.00	62.50	14.18	0.00	150.0	± 9.6 %
		Y	0.97	61.38	13.09		150.0	
		Z	0.99	62.01	13.68		150.0	
10416-AAA	IEEE 802.11g WiFi 2.4 GHz (ERP-OFDM, 6 Mbps, 99pc duty cycle)	X	4.53	66.50	16.10	0.00	150.0	± 9.6 %
		Y	4.55	66.12	15.79		150.0	
		Z	4.51	66.36	15.96		150.0	
10417-AAA	IEEE 802.11a/h WiFi 5 GHz (OFDM, 6 Mbps, 99pc duty cycle)	X	4.53	66.50	16.10	0.00	150.0	± 9.6 %
		Y	4.55	66.12	15.79		150.0	
		Z	4.51	66.36	15.96		150.0	
10418-AAA	IEEE 802.11g WiFi 2.4 GHz (DSSS-OFDM, 6 Mbps, 99pc duty cycle, Long preamble)	X	4.52	66.65	16.12	0.00	150.0	± 9.6 %
		Y	4.53	66.24	15.79		150.0	
		Z	4.50	66.50	15.97		150.0	
10419-AAA	IEEE 802.11g WiFi 2.4 GHz (DSSS-OFDM, 6 Mbps, 99pc duty cycle, Short preamble)	X	4.54	66.60	16.12	0.00	150.0	± 9.6 %
		Y	4.55	66.21	15.80		150.0	
		Z	4.52	66.46	15.97		150.0	
10422-AAA	IEEE 802.11n (HT Greenfield, 7.2 Mbps, BPSK)	X	4.66	66.61	16.14	0.00	150.0	± 9.6 %
		Y	4.68	66.24	15.84		150.0	
		Z	4.64	66.48	16.00		150.0	
10423-AAA	IEEE 802.11n (HT Greenfield, 43.3 Mbps, 16-QAM)	X	4.83	66.93	16.26	0.00	150.0	± 9.6 %
		Y	4.86	66.58	15.96		150.0	
		Z	4.80	66.79	16.11		150.0	
10424-AAA	IEEE 802.11n (HT Greenfield, 72.2 Mbps, 64-QAM)	X	4.75	66.87	16.23	0.00	150.0	± 9.6 %
		Y	4.77	66.51	15.92		150.0	
		Z	4.72	66.73	16.08		150.0	
10425-AAA	IEEE 802.11n (HT Greenfield, 15 Mbps, BPSK)	X	5.35	67.20	16.42	0.00	150.0	± 9.6 %
		Y	5.37	66.92	16.15		150.0	
		Z	5.33	67.08	16.29		150.0	
10426-AAA	IEEE 802.11n (HT Greenfield, 90 Mbps, 16-QAM)	X	5.35	67.22	16.43	0.00	150.0	± 9.6 %
		Y	5.37	66.92	16.15		150.0	
		Z	5.33	67.10	16.30		150.0	

10427-AAA	IEEE 802.11n (HT Greenfield, 150 Mbps, 64-QAM)	X	5.36	67.21	16.41	0.00	150.0	± 9.6 %
		Y	5.39	66.92	16.14		150.0	
		Z	5.34	67.09	16.29		150.0	
10430-AAB	LTE-FDD (OFDMA, 5 MHz, E-TM 3.1)	X	4.16	70.13	17.79	0.00	150.0	± 9.6 %
		Y	4.16	69.45	17.46		150.0	
		Z	4.14	69.98	17.64		150.0	
10431-AAB	LTE-FDD (OFDMA, 10 MHz, E-TM 3.1)	X	4.21	67.00	16.07	0.00	150.0	± 9.6 %
		Y	4.23	66.50	15.72		150.0	
		Z	4.18	66.80	15.89		150.0	
10432-AAB	LTE-FDD (OFDMA, 15 MHz, E-TM 3.1)	X	4.51	66.90	16.16	0.00	150.0	± 9.6 %
		Y	4.54	66.49	15.84		150.0	
		Z	4.49	66.74	16.00		150.0	
10433-AAB	LTE-FDD (OFDMA, 20 MHz, E-TM 3.1)	X	4.76	66.91	16.25	0.00	150.0	± 9.6 %
		Y	4.79	66.55	15.95		150.0	
		Z	4.74	66.77	16.10		150.0	
10434-AAA	W-CDMA (BS Test Model 1, 64 DPCH)	X	4.23	70.87	17.71	0.00	150.0	± 9.6 %
		Y	4.20	70.04	17.36		150.0	
		Z	4.20	70.67	17.54		150.0	
10435-AAC	LTE-TDD (SC-FDMA, 1 RB, 20 MHz, QPSK, UL Subframe=2,3,4,7,8,9)	X	100.00	124.53	31.79	3.23	80.0	± 9.6 %
		Y	100.00	122.74	31.34		80.0	
		Z	100.00	123.05	31.23		80.0	
10447-AAB	LTE-FDD (OFDMA, 5 MHz, E-TM 3.1, Clipping 44%)	X	3.49	66.90	15.34	0.00	150.0	± 9.6 %
		Y	3.49	66.24	14.98		150.0	
		Z	3.44	66.62	15.10		150.0	
10448-AAB	LTE-FDD (OFDMA, 10 MHz, E-TM 3.1, Clipping 44%)	X	4.05	66.77	15.93	0.00	150.0	± 9.6 %
		Y	4.06	66.26	15.57		150.0	
		Z	4.02	66.58	15.74		150.0	
10449-AAB	LTE-FDD (OFDMA, 15 MHz, E-TM 3.1, Clipping 44%)	X	4.32	66.72	16.05	0.00	150.0	± 9.6 %
		Y	4.33	66.29	15.72		150.0	
		Z	4.30	66.56	15.89		150.0	
10450-AAB	LTE-FDD (OFDMA, 20 MHz, E-TM 3.1, Clipping 44%)	X	4.52	66.67	16.09	0.00	150.0	± 9.6 %
		Y	4.53	66.28	15.78		150.0	
		Z	4.50	66.52	15.94		150.0	
10451-AAA	W-CDMA (BS Test Model 1, 64 DPCH, Clipping 44%)	X	3.37	67.03	14.94	0.00	150.0	± 9.6 %
		Y	3.38	66.35	14.62		150.0	
		Z	3.32	66.70	14.68		150.0	
10456-AAA	IEEE 802.11ac WiFi (160MHz, 64-QAM, 99pc duty cycle)	X	6.21	67.77	16.59	0.00	150.0	± 9.6 %
		Y	6.23	67.56	16.37		150.0	
		Z	6.19	67.67	16.48		150.0	
10457-AAA	UMTS-FDD (DC-HSDPA)	X	3.79	65.14	15.80	0.00	150.0	± 9.6 %
		Y	3.78	64.76	15.48		150.0	
		Z	3.78	65.02	15.65		150.0	
10458-AAA	CDMA2000 (1xEV-DO, Rev. B, 2 carriers)	X	3.89	70.15	17.12	0.00	150.0	± 9.6 %
		Y	3.82	69.10	16.70		150.0	
		Z	3.83	69.86	16.89		150.0	
10459-AAA	CDMA2000 (1xEV-DO, Rev. B, 3 carriers)	X	5.04	67.99	17.89	0.00	150.0	± 9.6 %
		Y	5.08	67.55	17.74		150.0	
		Z	5.02	67.93	17.81		150.0	

10460-AAA	UMTS-FDD (WCDMA, AMR)	X	0.84	66.49	15.04	0.00	150.0	± 9.6 %
		Y	0.74	63.53	12.94		150.0	
		Z	0.79	64.90	13.97		150.0	
10461-AAA	LTE-TDD (SC-FDMA, 1 RB, 1.4 MHz, QPSK, UL Subframe=2,3,4,7,8,9)	X	100.00	129.32	34.06	3.29	80.0	± 9.6 %
		Y	100.00	125.72	32.81		80.0	
		Z	100.00	127.22	33.23		80.0	
10462-AAA	LTE-TDD (SC-FDMA, 1 RB, 1.4 MHz, 16-QAM, UL Subframe=2,3,4,7,8,9)	X	100.00	110.03	25.03	3.23	80.0	± 9.6 %
		Y	17.00	90.25	20.63		80.0	
		Z	31.48	96.77	21.90		80.0	
10463-AAA	LTE-TDD (SC-FDMA, 1 RB, 1.4 MHz, 64-QAM, UL Subframe=2,3,4,7,8,9)	X	8.23	81.26	17.08	3.23	80.0	± 9.6 %
		Y	5.50	76.44	15.94		80.0	
		Z	5.45	76.58	15.61		80.0	
10464-AAA	LTE-TDD (SC-FDMA, 1 RB, 3 MHz, QPSK, UL Subframe=2,3,4,7,8,9)	X	100.00	126.97	32.79	3.23	80.0	± 9.6 %
		Y	100.00	123.56	31.65		80.0	
		Z	100.00	124.92	32.00		80.0	
10465-AAA	LTE-TDD (SC-FDMA, 1 RB, 3 MHz, 16-QAM, UL Subframe=2,3,4,7,8,9)	X	31.92	97.31	22.00	3.23	80.0	± 9.6 %
		Y	9.36	83.39	18.60		80.0	
		Z	13.45	87.38	19.37		80.0	
10466-AAA	LTE-TDD (SC-FDMA, 1 RB, 3 MHz, 64-QAM, UL Subframe=2,3,4,7,8,9)	X	5.07	76.19	15.44	3.23	80.0	± 9.6 %
		Y	4.08	73.16	14.76		80.0	
		Z	3.86	72.97	14.33		80.0	
10467-AAC	LTE-TDD (SC-FDMA, 1 RB, 5 MHz, QPSK, UL Subframe=2,3,4,7,8,9)	X	100.00	127.25	32.92	3.23	80.0	± 9.6 %
		Y	100.00	123.80	31.76		80.0	
		Z	100.00	125.18	32.12		80.0	
10468-AAC	LTE-TDD (SC-FDMA, 1 RB, 5 MHz, 16-QAM, UL Subframe=2,3,4,7,8,9)	X	43.54	100.77	22.86	3.23	80.0	± 9.6 %
		Y	10.65	84.90	19.07		80.0	
		Z	16.32	89.54	19.98		80.0	
10469-AAC	LTE-TDD (SC-FDMA, 1 RB, 5 MHz, 64-QAM, UL Subframe=2,3,4,7,8,9)	X	5.15	76.36	15.50	3.23	80.0	± 9.6 %
		Y	4.11	73.25	14.79		80.0	
		Z	3.90	73.09	14.37		80.0	
10470-AAC	LTE-TDD (SC-FDMA, 1 RB, 10 MHz, QPSK, UL Subframe=2,3,4,7,8,9)	X	100.00	127.29	32.93	3.23	80.0	± 9.6 %
		Y	100.00	123.83	31.76		80.0	
		Z	100.00	125.21	32.12		80.0	
10471-AAC	LTE-TDD (SC-FDMA, 1 RB, 10 MHz, 16-QAM, UL Subframe=2,3,4,7,8,9)	X	43.27	100.65	22.81	3.23	80.0	± 9.6 %
		Y	10.60	84.82	19.03		80.0	
		Z	16.19	89.43	19.93		80.0	
10472-AAC	LTE-TDD (SC-FDMA, 1 RB, 10 MHz, 64-QAM, UL Subframe=2,3,4,7,8,9)	X	5.10	76.27	15.45	3.23	80.0	± 9.6 %
		Y	4.09	73.19	14.75		80.0	
		Z	3.87	73.01	14.33		80.0	
10473-AAC	LTE-TDD (SC-FDMA, 1 RB, 15 MHz, QPSK, UL Subframe=2,3,4,7,8,9)	X	100.00	127.25	32.91	3.23	80.0	± 9.6 %
		Y	100.00	123.80	31.75		80.0	
		Z	100.00	125.18	32.11		80.0	
10474-AAC	LTE-TDD (SC-FDMA, 1 RB, 15 MHz, 16-QAM, UL Subframe=2,3,4,7,8,9)	X	42.06	100.36	22.74	3.23	80.0	± 9.6 %
		Y	10.45	84.67	18.99		80.0	
		Z	15.89	89.24	19.88		80.0	
10475-AAC	LTE-TDD (SC-FDMA, 1 RB, 15 MHz, 64-QAM, UL Subframe=2,3,4,7,8,9)	X	5.04	76.16	15.42	3.23	80.0	± 9.6 %
		Y	4.06	73.11	14.73		80.0	
		Z	3.84	72.92	14.31		80.0	

10477-AAC	LTE-TDD (SC-FDMA, 1 RB, 20 MHz, 16-QAM, UL Subframe=2,3,4,7,8,9)	X	33.66	97.84	22.10	3.23	80.0	± 9.6 %
		Y	9.49	83.54	18.63		80.0	
		Z	13.79	87.64	19.42		80.0	
10478-AAC	LTE-TDD (SC-FDMA, 1 RB, 20 MHz, 64-QAM, UL Subframe=2,3,4,7,8,9)	X	4.97	75.99	15.35	3.23	80.0	± 9.6 %
		Y	4.02	73.00	14.68		80.0	
		Z	3.80	72.80	14.25		80.0	
10479-AAA	LTE-TDD (SC-FDMA, 50% RB, 1.4 MHz, QPSK, UL Subframe=2,3,4,7,8,9)	X	11.23	92.52	25.50	3.23	80.0	± 9.6 %
		Y	6.79	83.32	22.57		80.0	
		Z	9.78	89.56	24.40		80.0	
10480-AAA	LTE-TDD (SC-FDMA, 50% RB, 1.4 MHz, 16-QAM, UL Subframe=2,3,4,7,8,9)	X	12.19	87.96	22.19	3.23	80.0	± 9.6 %
		Y	8.09	81.55	20.41		80.0	
		Z	10.84	85.79	21.38		80.0	
10481-AAA	LTE-TDD (SC-FDMA, 50% RB, 1.4 MHz, 64-QAM, UL Subframe=2,3,4,7,8,9)	X	9.64	83.93	20.54	3.23	80.0	± 9.6 %
		Y	7.10	79.15	19.25		80.0	
		Z	8.69	82.06	19.81		80.0	
10482-AAA	LTE-TDD (SC-FDMA, 50% RB, 3 MHz, QPSK, UL Subframe=2,3,4,7,8,9)	X	4.07	76.08	18.57	2.23	80.0	± 9.6 %
		Y	2.93	70.30	16.31		80.0	
		Z	3.58	73.62	17.49		80.0	
10483-AAA	LTE-TDD (SC-FDMA, 50% RB, 3 MHz, 16-QAM, UL Subframe=2,3,4,7,8,9)	X	6.17	78.06	18.90	2.23	80.0	± 9.6 %
		Y	5.47	75.83	18.42		80.0	
		Z	5.76	76.63	18.26		80.0	
10484-AAA	LTE-TDD (SC-FDMA, 50% RB, 3 MHz, 64-QAM, UL Subframe=2,3,4,7,8,9)	X	5.57	76.44	18.31	2.23	80.0	± 9.6 %
		Y	5.15	74.75	18.01		80.0	
		Z	5.28	75.20	17.73		80.0	
10485-AAC	LTE-TDD (SC-FDMA, 50% RB, 5 MHz, QPSK, UL Subframe=2,3,4,7,8,9)	X	4.26	76.87	19.83	2.23	80.0	± 9.6 %
		Y	3.22	71.33	17.47		80.0	
		Z	3.89	74.79	18.86		80.0	
10486-AAC	LTE-TDD (SC-FDMA, 50% RB, 5 MHz, 16-QAM, UL Subframe=2,3,4,7,8,9)	X	3.73	71.42	17.16	2.23	80.0	± 9.6 %
		Y	3.29	68.59	15.95		80.0	
		Z	3.60	70.44	16.61		80.0	
10487-AAC	LTE-TDD (SC-FDMA, 50% RB, 5 MHz, 64-QAM, UL Subframe=2,3,4,7,8,9)	X	3.69	70.90	16.93	2.23	80.0	± 9.6 %
		Y	3.31	68.33	15.84		80.0	
		Z	3.59	70.01	16.42		80.0	
10488-AAC	LTE-TDD (SC-FDMA, 50% RB, 10 MHz, QPSK, UL Subframe=2,3,4,7,8,9)	X	4.26	74.99	19.78	2.23	80.0	± 9.6 %
		Y	3.62	71.15	17.92		80.0	
		Z	4.07	73.67	19.08		80.0	
10489-AAC	LTE-TDD (SC-FDMA, 50% RB, 10 MHz, 16-QAM, UL Subframe=2,3,4,7,8,9)	X	3.84	70.40	17.93	2.23	80.0	± 9.6 %
		Y	3.61	68.41	16.88		80.0	
		Z	3.82	69.88	17.56		80.0	
10490-AAC	LTE-TDD (SC-FDMA, 50% RB, 10 MHz, 64-QAM, UL Subframe=2,3,4,7,8,9)	X	3.92	70.16	17.84	2.23	80.0	± 9.6 %
		Y	3.71	68.30	16.86		80.0	
		Z	3.91	69.69	17.50		80.0	
10491-AAC	LTE-TDD (SC-FDMA, 50% RB, 15 MHz, QPSK, UL Subframe=2,3,4,7,8,9)	X	4.31	72.81	19.02	2.23	80.0	± 9.6 %
		Y	3.91	70.17	17.62		80.0	
		Z	4.23	71.98	18.53		80.0	
10492-AAC	LTE-TDD (SC-FDMA, 50% RB, 15 MHz, 16-QAM, UL Subframe=2,3,4,7,8,9)	X	4.13	69.38	17.79	2.23	80.0	± 9.6 %
		Y	3.99	67.95	16.95		80.0	
		Z	4.14	69.05	17.51		80.0	

10493-AAC	LTE-TDD (SC-FDMA, 50% RB, 15 MHz, 64-QAM, UL Subframe=2,3,4,7,8,9)	X	4.19	69.21	17.72	2.23	80.0	± 9.6 %
		Y	4.07	67.86	16.93		80.0	
		Z	4.21	68.91	17.46		80.0	
10494-AAC	LTE-TDD (SC-FDMA, 50% RB, 20 MHz, QPSK, UL Subframe=2,3,4,7,8,9)	X	4.78	74.65	19.59	2.23	80.0	± 9.6 %
		Y	4.19	71.48	18.00		80.0	
		Z	4.61	73.56	19.01		80.0	
10495-AAC	LTE-TDD (SC-FDMA, 50% RB, 20 MHz, 16-QAM, UL Subframe=2,3,4,7,8,9)	X	4.18	69.82	18.00	2.23	80.0	± 9.6 %
		Y	4.02	68.34	17.12		80.0	
		Z	4.18	69.45	17.71		80.0	
10496-AAC	LTE-TDD (SC-FDMA, 50% RB, 20 MHz, 64-QAM, UL Subframe=2,3,4,7,8,9)	X	4.24	69.47	17.88	2.23	80.0	± 9.6 %
		Y	4.11	68.12	17.07		80.0	
		Z	4.26	69.16	17.62		80.0	
10497-AAA	LTE-TDD (SC-FDMA, 100% RB, 1.4 MHz, QPSK, UL Subframe=2,3,4,7,8,9)	X	2.93	71.34	15.73	2.23	80.0	± 9.6 %
		Y	2.32	67.42	14.30		80.0	
		Z	2.63	69.37	14.82		80.0	
10498-AAA	LTE-TDD (SC-FDMA, 100% RB, 1.4 MHz, 16-QAM, UL Subframe=2,3,4,7,8,9)	X	2.00	63.90	11.38	2.23	80.0	± 9.6 %
		Y	2.08	63.63	11.61		80.0	
		Z	1.97	63.35	11.05		80.0	
10499-AAA	LTE-TDD (SC-FDMA, 100% RB, 1.4 MHz, 64-QAM, UL Subframe=2,3,4,7,8,9)	X	1.91	63.18	10.88	2.23	80.0	± 9.6 %
		Y	2.05	63.20	11.27		80.0	
		Z	1.90	62.73	10.60		80.0	
10500-AAA	LTE-TDD (SC-FDMA, 100% RB, 3 MHz, QPSK, UL Subframe=2,3,4,7,8,9)	X	4.14	75.62	19.65	2.23	80.0	± 9.6 %
		Y	3.33	70.97	17.55		80.0	
		Z	3.88	73.98	18.83		80.0	
10501-AAA	LTE-TDD (SC-FDMA, 100% RB, 3 MHz, 16-QAM, UL Subframe=2,3,4,7,8,9)	X	3.78	71.02	17.45	2.23	80.0	± 9.6 %
		Y	3.43	68.51	16.31		80.0	
		Z	3.71	70.25	16.99		80.0	
10502-AAA	LTE-TDD (SC-FDMA, 100% RB, 3 MHz, 64-QAM, UL Subframe=2,3,4,7,8,9)	X	3.83	70.81	17.31	2.23	80.0	± 9.6 %
		Y	3.50	68.43	16.23		80.0	
		Z	3.76	70.08	16.86		80.0	
10503-AAC	LTE-TDD (SC-FDMA, 100% RB, 5 MHz, QPSK, UL Subframe=2,3,4,7,8,9)	X	4.20	74.78	19.68	2.23	80.0	± 9.6 %
		Y	3.57	70.97	17.83		80.0	
		Z	4.02	73.47	18.99		80.0	
10504-AAC	LTE-TDD (SC-FDMA, 100% RB, 5 MHz, 16-QAM, UL Subframe=2,3,4,7,8,9)	X	3.82	70.31	17.88	2.23	80.0	± 9.6 %
		Y	3.59	68.32	16.83		80.0	
		Z	3.81	69.79	17.51		80.0	
10505-AAC	LTE-TDD (SC-FDMA, 100% RB, 5 MHz, 64-QAM, UL Subframe=2,3,4,7,8,9)	X	3.90	70.07	17.79	2.23	80.0	± 9.6 %
		Y	3.70	68.21	16.81		80.0	
		Z	3.89	69.59	17.44		80.0	
10506-AAC	LTE-TDD (SC-FDMA, 100% RB, 10 MHz, QPSK, UL Subframe=2,3,4,7,8,9)	X	4.74	74.49	19.51	2.23	80.0	± 9.6 %
		Y	4.16	71.34	17.93		80.0	
		Z	4.58	73.41	18.94		80.0	
10507-AAC	LTE-TDD (SC-FDMA, 100% RB, 10 MHz, 16-QAM, UL Subframe=2,3,4,7,8,9)	X	4.16	69.76	17.96	2.23	80.0	± 9.6 %
		Y	4.01	68.27	17.08		80.0	
		Z	4.17	69.39	17.67		80.0	

10508-AAC	LTE-TDD (SC-FDMA, 100% RB, 10 MHz, 64-QAM, UL Subframe=2,3,4,7,8,9)	X	4.23	69.40	17.84	2.23	80.0	± 9.6 %
		Y	4.10	68.05	17.03		80.0	
		Z	4.24	69.09	17.58		80.0	
10509-AAC	LTE-TDD (SC-FDMA, 100% RB, 15 MHz, QPSK, UL Subframe=2,3,4,7,8,9)	X	4.93	72.70	18.79	2.23	80.0	± 9.6 %
		Y	4.54	70.50	17.61		80.0	
		Z	4.85	72.01	18.38		80.0	
10510-AAC	LTE-TDD (SC-FDMA, 100% RB, 15 MHz, 16-QAM, UL Subframe=2,3,4,7,8,9)	X	4.63	69.33	17.86	2.23	80.0	± 9.6 %
		Y	4.52	68.21	17.15		80.0	
		Z	4.65	69.07	17.63		80.0	
10511-AAC	LTE-TDD (SC-FDMA, 100% RB, 15 MHz, 64-QAM, UL Subframe=2,3,4,7,8,9)	X	4.66	69.03	17.77	2.23	80.0	± 9.6 %
		Y	4.58	67.99	17.10		80.0	
		Z	4.69	68.81	17.56		80.0	
10512-AAC	LTE-TDD (SC-FDMA, 100% RB, 20 MHz, QPSK, UL Subframe=2,3,4,7,8,9)	X	5.30	74.65	19.41	2.23	80.0	± 9.6 %
		Y	4.69	71.80	17.99		80.0	
		Z	5.13	73.66	18.90		80.0	
10513-AAC	LTE-TDD (SC-FDMA, 100% RB, 20 MHz, 16-QAM, UL Subframe=2,3,4,7,8,9)	X	4.53	69.68	18.00	2.23	80.0	± 9.6 %
		Y	4.40	68.46	17.23		80.0	
		Z	4.54	69.37	17.75		80.0	
10514-AAC	LTE-TDD (SC-FDMA, 100% RB, 20 MHz, 64-QAM, UL Subframe=2,3,4,7,8,9)	X	4.52	69.18	17.85	2.23	80.0	± 9.6 %
		Y	4.43	68.08	17.14		80.0	
		Z	4.55	68.93	17.62		80.0	
10515-AAA	IEEE 802.11b WiFi 2.4 GHz (DSSS, 2 Mbps, 99pc duty cycle)	X	0.96	62.64	14.21	0.00	150.0	± 9.6 %
		Y	0.93	61.44	13.05		150.0	
		Z	0.95	62.11	13.67		150.0	
10516-AAA	IEEE 802.11b WiFi 2.4 GHz (DSSS, 5.5 Mbps, 99pc duty cycle)	X	0.52	67.26	15.36	0.00	150.0	± 9.6 %
		Y	0.43	62.99	12.24		150.0	
		Z	0.47	64.70	13.68		150.0	
10517-AAA	IEEE 802.11b WiFi 2.4 GHz (DSSS, 11 Mbps, 99pc duty cycle)	X	0.80	64.11	14.55	0.00	150.0	± 9.6 %
		Y	0.75	62.20	12.91		150.0	
		Z	0.78	63.15	13.76		150.0	
10518-AAA	IEEE 802.11a/h WiFi 5 GHz (OFDM, 9 Mbps, 99pc duty cycle)	X	4.52	66.57	16.08	0.00	150.0	± 9.6 %
		Y	4.54	66.18	15.76		150.0	
		Z	4.50	66.43	15.93		150.0	
10519-AAA	IEEE 802.11a/h WiFi 5 GHz (OFDM, 12 Mbps, 99pc duty cycle)	X	4.71	66.81	16.20	0.00	150.0	± 9.6 %
		Y	4.74	66.45	15.91		150.0	
		Z	4.69	66.67	16.06		150.0	
10520-AAA	IEEE 802.11a/h WiFi 5 GHz (OFDM, 18 Mbps, 99pc duty cycle)	X	4.56	66.76	16.12	0.00	150.0	± 9.6 %
		Y	4.58	66.39	15.81		150.0	
		Z	4.54	66.61	15.96		150.0	
10521-AAA	IEEE 802.11a/h WiFi 5 GHz (OFDM, 24 Mbps, 99pc duty cycle)	X	4.49	66.75	16.10	0.00	150.0	± 9.6 %
		Y	4.52	66.37	15.78		150.0	
		Z	4.47	66.59	15.94		150.0	
10522-AAA	IEEE 802.11a/h WiFi 5 GHz (OFDM, 36 Mbps, 99pc duty cycle)	X	4.55	66.84	16.19	0.00	150.0	± 9.6 %
		Y	4.57	66.42	15.85		150.0	
		Z	4.53	66.69	16.03		150.0	

10523-AAA	IEEE 802.11a/h WiFi 5 GHz (OFDM, 48 Mbps, 99pc duty cycle)	X	4.43	66.70	16.03	0.00	150.0	± 9.6 %
		Y	4.44	66.28	15.69		150.0	
		Z	4.41	66.55	15.88		150.0	
10524-AAA	IEEE 802.11a/h WiFi 5 GHz (OFDM, 54 Mbps, 99pc duty cycle)	X	4.49	66.76	16.15	0.00	150.0	± 9.6 %
		Y	4.52	66.35	15.82		150.0	
		Z	4.47	66.60	16.00		150.0	
10525-AAA	IEEE 802.11ac WiFi (20MHz, MCS0, 99pc duty cycle)	X	4.48	65.81	15.74	0.00	150.0	± 9.6 %
		Y	4.48	65.39	15.41		150.0	
		Z	4.46	65.66	15.59		150.0	
10526-AAA	IEEE 802.11ac WiFi (20MHz, MCS1, 99pc duty cycle)	X	4.65	66.17	15.89	0.00	150.0	± 9.6 %
		Y	4.66	65.76	15.55		150.0	
		Z	4.62	66.01	15.73		150.0	
10527-AAA	IEEE 802.11ac WiFi (20MHz, MCS2, 99pc duty cycle)	X	4.57	66.12	15.83	0.00	150.0	± 9.6 %
		Y	4.58	65.71	15.49		150.0	
		Z	4.54	65.96	15.67		150.0	
10528-AAA	IEEE 802.11ac WiFi (20MHz, MCS3, 99pc duty cycle)	X	4.58	66.14	15.86	0.00	150.0	± 9.6 %
		Y	4.60	65.73	15.52		150.0	
		Z	4.56	65.98	15.70		150.0	
10529-AAA	IEEE 802.11ac WiFi (20MHz, MCS4, 99pc duty cycle)	X	4.58	66.14	15.86	0.00	150.0	± 9.6 %
		Y	4.60	65.73	15.52		150.0	
		Z	4.56	65.98	15.70		150.0	
10531-AAA	IEEE 802.11ac WiFi (20MHz, MCS6, 99pc duty cycle)	X	4.57	66.24	15.87	0.00	150.0	± 9.6 %
		Y	4.59	65.83	15.53		150.0	
		Z	4.54	66.07	15.71		150.0	
10532-AAA	IEEE 802.11ac WiFi (20MHz, MCS7, 99pc duty cycle)	X	4.43	66.09	15.80	0.00	150.0	± 9.6 %
		Y	4.45	65.67	15.46		150.0	
		Z	4.41	65.92	15.63		150.0	
10533-AAA	IEEE 802.11ac WiFi (20MHz, MCS8, 99pc duty cycle)	X	4.59	66.19	15.85	0.00	150.0	± 9.6 %
		Y	4.60	65.76	15.51		150.0	
		Z	4.57	66.03	15.69		150.0	
10534-AAA	IEEE 802.11ac WiFi (40MHz, MCS0, 99pc duty cycle)	X	5.12	66.27	15.94	0.00	150.0	± 9.6 %
		Y	5.13	65.96	15.65		150.0	
		Z	5.10	66.14	15.80		150.0	
10535-AAA	IEEE 802.11ac WiFi (40MHz, MCS1, 99pc duty cycle)	X	5.19	66.45	16.01	0.00	150.0	± 9.6 %
		Y	5.19	66.11	15.71		150.0	
		Z	5.16	66.31	15.88		150.0	
10536-AAA	IEEE 802.11ac WiFi (40MHz, MCS2, 99pc duty cycle)	X	5.05	66.39	15.97	0.00	150.0	± 9.6 %
		Y	5.06	66.05	15.67		150.0	
		Z	5.03	66.25	15.83		150.0	
10537-AAA	IEEE 802.11ac WiFi (40MHz, MCS3, 99pc duty cycle)	X	5.11	66.36	15.96	0.00	150.0	± 9.6 %
		Y	5.12	66.04	15.66		150.0	
		Z	5.09	66.23	15.82		150.0	
10538-AAA	IEEE 802.11ac WiFi (40MHz, MCS4, 99pc duty cycle)	X	5.20	66.39	16.01	0.00	150.0	± 9.6 %
		Y	5.23	66.10	15.74		150.0	
		Z	5.18	66.26	15.88		150.0	
10540-AAA	IEEE 802.11ac WiFi (40MHz, MCS6, 99pc duty cycle)	X	5.14	66.41	16.03	0.00	150.0	± 9.6 %
		Y	5.14	66.07	15.73		150.0	
		Z	5.11	66.27	15.89		150.0	

10541-AAA	IEEE 802.11ac WiFi (40MHz, MCS7, 99pc duty cycle)	X	5.11	66.27	15.96	0.00	150.0	± 9.6 %
		Y	5.12	65.96	15.68		150.0	
		Z	5.09	66.14	15.82		150.0	
10542-AAA	IEEE 802.11ac WiFi (40MHz, MCS8, 99pc duty cycle)	X	5.26	66.35	16.01	0.00	150.0	± 9.6 %
		Y	5.28	66.05	15.74		150.0	
		Z	5.24	66.23	15.88		150.0	
10543-AAA	IEEE 802.11ac WiFi (40MHz, MCS9, 99pc duty cycle)	X	5.34	66.39	16.05	0.00	150.0	± 9.6 %
		Y	5.36	66.09	15.78		150.0	
		Z	5.32	66.26	15.92		150.0	
10544-AAA	IEEE 802.11ac WiFi (80MHz, MCS0, 99pc duty cycle)	X	5.43	66.40	15.94	0.00	150.0	± 9.6 %
		Y	5.43	66.12	15.68		150.0	
		Z	5.41	66.29	15.82		150.0	
10545-AAA	IEEE 802.11ac WiFi (80MHz, MCS1, 99pc duty cycle)	X	5.62	66.80	16.09	0.00	150.0	± 9.6 %
		Y	5.62	66.50	15.82		150.0	
		Z	5.59	66.67	15.96		150.0	
10546-AAA	IEEE 802.11ac WiFi (80MHz, MCS2, 99pc duty cycle)	X	5.49	66.61	16.01	0.00	150.0	± 9.6 %
		Y	5.51	66.35	15.75		150.0	
		Z	5.47	66.48	15.88		150.0	
10547-AAA	IEEE 802.11ac WiFi (80MHz, MCS3, 99pc duty cycle)	X	5.56	66.64	16.02	0.00	150.0	± 9.6 %
		Y	5.59	66.41	15.78		150.0	
		Z	5.54	66.52	15.90		150.0	
10548-AAA	IEEE 802.11ac WiFi (80MHz, MCS4, 99pc duty cycle)	X	5.79	67.52	16.43	0.00	150.0	± 9.6 %
		Y	5.83	67.28	16.18		150.0	
		Z	5.75	67.34	16.28		150.0	
10550-AAA	IEEE 802.11ac WiFi (80MHz, MCS6, 99pc duty cycle)	X	5.52	66.62	16.02	0.00	150.0	± 9.6 %
		Y	5.53	66.33	15.76		150.0	
		Z	5.50	66.50	15.90		150.0	
10551-AAA	IEEE 802.11ac WiFi (80MHz, MCS7, 99pc duty cycle)	X	5.53	66.66	16.01	0.00	150.0	± 9.6 %
		Y	5.54	66.38	15.74		150.0	
		Z	5.50	66.54	15.88		150.0	
10552-AAA	IEEE 802.11ac WiFi (80MHz, MCS8, 99pc duty cycle)	X	5.44	66.47	15.92	0.00	150.0	± 9.6 %
		Y	5.45	66.18	15.65		150.0	
		Z	5.42	66.36	15.80		150.0	
10553-AAA	IEEE 802.11ac WiFi (80MHz, MCS9, 99pc duty cycle)	X	5.53	66.51	15.97	0.00	150.0	± 9.6 %
		Y	5.54	66.25	15.72		150.0	
		Z	5.51	66.40	15.85		150.0	
10554-AAB	IEEE 802.11ac WiFi (160MHz, MCS0, 99pc duty cycle)	X	5.84	66.77	16.03	0.00	150.0	± 9.6 %
		Y	5.83	66.51	15.79		150.0	
		Z	5.82	66.66	15.92		150.0	
10555-AAB	IEEE 802.11ac WiFi (160MHz, MCS1, 99pc duty cycle)	X	5.96	67.06	16.16	0.00	150.0	± 9.6 %
		Y	5.96	66.80	15.91		150.0	
		Z	5.94	66.94	16.04		150.0	
10556-AAB	IEEE 802.11ac WiFi (160MHz, MCS2, 99pc duty cycle)	X	5.98	67.11	16.18	0.00	150.0	± 9.6 %
		Y	5.98	66.84	15.92		150.0	
		Z	5.96	66.99	16.06		150.0	
10557-AAB	IEEE 802.11ac WiFi (160MHz, MCS3, 99pc duty cycle)	X	5.95	67.02	16.15	0.00	150.0	± 9.6 %
		Y	5.96	66.77	15.91		150.0	
		Z	5.93	66.90	16.03		150.0	

10558-AAB	IEEE 802.11ac WiFi (160MHz, MCS4, 99pc duty cycle)	X	6.00	67.17	16.24	0.00	150.0	± 9.6 %
		Y	6.01	66.93	16.01		150.0	
		Z	5.97	67.05	16.12		150.0	
10560-AAB	IEEE 802.11ac WiFi (160MHz, MCS6, 99pc duty cycle)	X	5.99	67.04	16.21	0.00	150.0	± 9.6 %
		Y	6.01	66.80	15.98		150.0	
		Z	5.97	66.92	16.10		150.0	
10561-AAB	IEEE 802.11ac WiFi (160MHz, MCS7, 99pc duty cycle)	X	5.92	67.00	16.23	0.00	150.0	± 9.6 %
		Y	5.92	66.75	15.99		150.0	
		Z	5.89	66.88	16.11		150.0	
10562-AAB	IEEE 802.11ac WiFi (160MHz, MCS8, 99pc duty cycle)	X	6.03	67.37	16.42	0.00	150.0	± 9.6 %
		Y	6.05	67.15	16.19		150.0	
		Z	6.00	67.23	16.29		150.0	
10563-AAB	IEEE 802.11ac WiFi (160MHz, MCS9, 99pc duty cycle)	X	6.25	67.63	16.51	0.00	150.0	± 9.6 %
		Y	6.38	67.69	16.41		150.0	
		Z	6.21	67.45	16.35		150.0	
10564-AAA	IEEE 802.11g WiFi 2.4 GHz (DSSS-OFDM, 9 Mbps, 99pc duty cycle)	X	4.86	66.69	16.27	0.46	150.0	± 9.6 %
		Y	4.88	66.33	15.98		150.0	
		Z	4.84	66.56	16.13		150.0	
10565-AAA	IEEE 802.11g WiFi 2.4 GHz (DSSS-OFDM, 12 Mbps, 99pc duty cycle)	X	5.08	67.12	16.58	0.46	150.0	± 9.6 %
		Y	5.12	66.81	16.31		150.0	
		Z	5.06	67.00	16.45		150.0	
10566-AAA	IEEE 802.11g WiFi 2.4 GHz (DSSS-OFDM, 18 Mbps, 99pc duty cycle)	X	4.92	66.97	16.40	0.46	150.0	± 9.6 %
		Y	4.95	66.64	16.12		150.0	
		Z	4.90	66.84	16.26		150.0	
10567-AAA	IEEE 802.11g WiFi 2.4 GHz (DSSS-OFDM, 24 Mbps, 99pc duty cycle)	X	4.94	67.33	16.73	0.46	150.0	± 9.6 %
		Y	4.97	67.01	16.46		150.0	
		Z	4.92	67.21	16.60		150.0	
10568-AAA	IEEE 802.11g WiFi 2.4 GHz (DSSS-OFDM, 36 Mbps, 99pc duty cycle)	X	4.83	66.77	16.19	0.46	150.0	± 9.6 %
		Y	4.86	66.38	15.87		150.0	
		Z	4.81	66.62	16.04		150.0	
10569-AAA	IEEE 802.11g WiFi 2.4 GHz (DSSS-OFDM, 48 Mbps, 99pc duty cycle)	X	4.90	67.41	16.79	0.46	150.0	± 9.6 %
		Y	4.92	67.06	16.50		150.0	
		Z	4.88	67.30	16.67		150.0	
10570-AAA	IEEE 802.11g WiFi 2.4 GHz (DSSS-OFDM, 54 Mbps, 99pc duty cycle)	X	4.93	67.27	16.73	0.46	150.0	± 9.6 %
		Y	4.96	66.93	16.44		150.0	
		Z	4.91	67.15	16.60		150.0	
10571-AAA	IEEE 802.11b WiFi 2.4 GHz (DSSS, 1 Mbps, 90pc duty cycle)	X	1.19	64.39	15.42	0.46	130.0	± 9.6 %
		Y	1.15	62.99	14.19		130.0	
		Z	1.19	63.89	14.90		130.0	
10572-AAA	IEEE 802.11b WiFi 2.4 GHz (DSSS, 2 Mbps, 90pc duty cycle)	X	1.20	64.93	15.75	0.46	130.0	± 9.6 %
		Y	1.16	63.39	14.44		130.0	
		Z	1.20	64.36	15.20		130.0	
10573-AAA	IEEE 802.11b WiFi 2.4 GHz (DSSS, 5.5 Mbps, 90pc duty cycle)	X	1.89	82.87	21.90	0.46	130.0	± 9.6 %
		Y	0.91	69.55	15.77		130.0	
		Z	1.25	75.14	18.61		130.0	
10574-AAA	IEEE 802.11b WiFi 2.4 GHz (DSSS, 11 Mbps, 90pc duty cycle)	X	1.30	70.12	18.33	0.46	130.0	± 9.6 %
		Y	1.14	66.64	16.04		130.0	
		Z	1.25	68.62	17.33		130.0	

10575-AAA	IEEE 802.11g WiFi 2.4 GHz (DSSS-OFDM, 6 Mbps, 90pc duty cycle)	X	4.65	66.50	16.34	0.46	130.0	± 9.6 %
		Y	4.67	66.15	16.04		130.0	
		Z	4.64	66.39	16.21		130.0	
10576-AAA	IEEE 802.11g WiFi 2.4 GHz (DSSS-OFDM, 9 Mbps, 90pc duty cycle)	X	4.67	66.66	16.40	0.46	130.0	± 9.6 %
		Y	4.70	66.30	16.11		130.0	
		Z	4.66	66.55	16.27		130.0	
10577-AAA	IEEE 802.11g WiFi 2.4 GHz (DSSS-OFDM, 12 Mbps, 90pc duty cycle)	X	4.87	66.95	16.57	0.46	130.0	± 9.6 %
		Y	4.91	66.62	16.29		130.0	
		Z	4.86	66.83	16.44		130.0	
10578-AAA	IEEE 802.11g WiFi 2.4 GHz (DSSS-OFDM, 18 Mbps, 90pc duty cycle)	X	4.77	67.08	16.66	0.46	130.0	± 9.6 %
		Y	4.81	66.76	16.38		130.0	
		Z	4.76	66.98	16.53		130.0	
10579-AAA	IEEE 802.11g WiFi 2.4 GHz (DSSS-OFDM, 24 Mbps, 90pc duty cycle)	X	4.54	66.42	16.01	0.46	130.0	± 9.6 %
		Y	4.57	66.06	15.69		130.0	
		Z	4.52	66.28	15.85		130.0	
10580-AAA	IEEE 802.11g WiFi 2.4 GHz (DSSS-OFDM, 36 Mbps, 90pc duty cycle)	X	4.59	66.47	16.04	0.46	130.0	± 9.6 %
		Y	4.62	66.07	15.70		130.0	
		Z	4.57	66.32	15.88		130.0	
10581-AAA	IEEE 802.11g WiFi 2.4 GHz (DSSS-OFDM, 48 Mbps, 90pc duty cycle)	X	4.67	67.12	16.60	0.46	130.0	± 9.6 %
		Y	4.70	66.77	16.30		130.0	
		Z	4.65	67.00	16.47		130.0	
10582-AAA	IEEE 802.11g WiFi 2.4 GHz (DSSS-OFDM, 54 Mbps, 90pc duty cycle)	X	4.49	66.19	15.81	0.46	130.0	± 9.6 %
		Y	4.53	65.83	15.48		130.0	
		Z	4.47	66.05	15.65		130.0	
10583-AAA	IEEE 802.11a/h WiFi 5 GHz (OFDM, 6 Mbps, 90pc duty cycle)	X	4.65	66.50	16.34	0.46	130.0	± 9.6 %
		Y	4.67	66.15	16.04		130.0	
		Z	4.64	66.39	16.21		130.0	
10584-AAA	IEEE 802.11a/h WiFi 5 GHz (OFDM, 9 Mbps, 90pc duty cycle)	X	4.67	66.66	16.40	0.46	130.0	± 9.6 %
		Y	4.70	66.30	16.11		130.0	
		Z	4.66	66.55	16.27		130.0	
10585-AAA	IEEE 802.11a/h WiFi 5 GHz (OFDM, 12 Mbps, 90pc duty cycle)	X	4.87	66.95	16.57	0.46	130.0	± 9.6 %
		Y	4.91	66.62	16.29		130.0	
		Z	4.86	66.83	16.44		130.0	
10586-AAA	IEEE 802.11a/h WiFi 5 GHz (OFDM, 18 Mbps, 90pc duty cycle)	X	4.77	67.08	16.66	0.46	130.0	± 9.6 %
		Y	4.81	66.76	16.38		130.0	
		Z	4.76	66.98	16.53		130.0	
10587-AAA	IEEE 802.11a/h WiFi 5 GHz (OFDM, 24 Mbps, 90pc duty cycle)	X	4.54	66.42	16.01	0.46	130.0	± 9.6 %
		Y	4.57	66.06	15.69		130.0	
		Z	4.52	66.28	15.85		130.0	
10588-AAA	IEEE 802.11a/h WiFi 5 GHz (OFDM, 36 Mbps, 90pc duty cycle)	X	4.59	66.47	16.04	0.46	130.0	± 9.6 %
		Y	4.62	66.07	15.70		130.0	
		Z	4.57	66.32	15.88		130.0	
10589-AAA	IEEE 802.11a/h WiFi 5 GHz (OFDM, 48 Mbps, 90pc duty cycle)	X	4.67	67.12	16.60	0.46	130.0	± 9.6 %
		Y	4.70	66.77	16.30		130.0	
		Z	4.65	67.00	16.47		130.0	
10590-AAA	IEEE 802.11a/h WiFi 5 GHz (OFDM, 54 Mbps, 90pc duty cycle)	X	4.49	66.19	15.81	0.46	130.0	± 9.6 %
		Y	4.53	65.83	15.48		130.0	
		Z	4.47	66.05	15.65		130.0	

10591-AAA	IEEE 802.11n (HT Mixed, 20MHz, MCS0, 90pc duty cycle)	X	4.80	66.56	16.44	0.46	130.0	± 9.6 %
		Y	4.83	66.24	16.16		130.0	
		Z	4.79	66.46	16.32		130.0	
10592-AAA	IEEE 802.11n (HT Mixed, 20MHz, MCS1, 90pc duty cycle)	X	4.95	66.89	16.57	0.46	130.0	± 9.6 %
		Y	4.99	66.58	16.29		130.0	
		Z	4.94	66.79	16.45		130.0	
10593-AAA	IEEE 802.11n (HT Mixed, 20MHz, MCS2, 90pc duty cycle)	X	4.87	66.81	16.46	0.46	130.0	± 9.6 %
		Y	4.91	66.49	16.18		130.0	
		Z	4.86	66.69	16.33		130.0	
10594-AAA	IEEE 802.11n (HT Mixed, 20MHz, MCS3, 90pc duty cycle)	X	4.93	66.97	16.61	0.46	130.0	± 9.6 %
		Y	4.97	66.65	16.33		130.0	
		Z	4.91	66.86	16.48		130.0	
10595-AAA	IEEE 802.11n (HT Mixed, 20MHz, MCS4, 90pc duty cycle)	X	4.89	66.92	16.51	0.46	130.0	± 9.6 %
		Y	4.93	66.60	16.22		130.0	
		Z	4.88	66.81	16.38		130.0	
10596-AAA	IEEE 802.11n (HT Mixed, 20MHz, MCS5, 90pc duty cycle)	X	4.83	66.92	16.51	0.46	130.0	± 9.6 %
		Y	4.87	66.58	16.21		130.0	
		Z	4.82	66.80	16.37		130.0	
10597-AAA	IEEE 802.11n (HT Mixed, 20MHz, MCS6, 90pc duty cycle)	X	4.78	66.83	16.40	0.46	130.0	± 9.6 %
		Y	4.82	66.49	16.10		130.0	
		Z	4.77	66.70	16.26		130.0	
10598-AAA	IEEE 802.11n (HT Mixed, 20MHz, MCS7, 90pc duty cycle)	X	4.76	67.04	16.64	0.46	130.0	± 9.6 %
		Y	4.80	66.73	16.36		130.0	
		Z	4.75	66.92	16.51		130.0	
10599-AAA	IEEE 802.11n (HT Mixed, 40MHz, MCS0, 90pc duty cycle)	X	5.47	67.12	16.66	0.46	130.0	± 9.6 %
		Y	5.50	66.85	16.41		130.0	
		Z	5.46	67.03	16.55		130.0	
10600-AAA	IEEE 802.11n (HT Mixed, 40MHz, MCS1, 90pc duty cycle)	X	5.59	67.50	16.83	0.46	130.0	± 9.6 %
		Y	5.65	67.29	16.59		130.0	
		Z	5.57	67.38	16.70		130.0	
10601-AAA	IEEE 802.11n (HT Mixed, 40MHz, MCS2, 90pc duty cycle)	X	5.49	67.27	16.73	0.46	130.0	± 9.6 %
		Y	5.53	67.02	16.48		130.0	
		Z	5.47	67.16	16.60		130.0	
10602-AAA	IEEE 802.11n (HT Mixed, 40MHz, MCS3, 90pc duty cycle)	X	5.58	67.30	16.67	0.46	130.0	± 9.6 %
		Y	5.61	67.01	16.39		130.0	
		Z	5.57	67.20	16.54		130.0	
10603-AAA	IEEE 802.11n (HT Mixed, 40MHz, MCS4, 90pc duty cycle)	X	5.66	67.60	16.94	0.46	130.0	± 9.6 %
		Y	5.71	67.36	16.69		130.0	
		Z	5.64	67.49	16.82		130.0	
10604-AAA	IEEE 802.11n (HT Mixed, 40MHz, MCS5, 90pc duty cycle)	X	5.48	67.09	16.68	0.46	130.0	± 9.6 %
		Y	5.50	66.81	16.41		130.0	
		Z	5.47	67.01	16.57		130.0	
10605-AAA	IEEE 802.11n (HT Mixed, 40MHz, MCS6, 90pc duty cycle)	X	5.58	67.41	16.84	0.46	130.0	± 9.6 %
		Y	5.60	67.10	16.55		130.0	
		Z	5.56	67.29	16.71		130.0	
10606-AAA	IEEE 802.11n (HT Mixed, 40MHz, MCS7, 90pc duty cycle)	X	5.34	66.79	16.39	0.46	130.0	± 9.6 %
		Y	5.38	66.58	16.15		130.0	
		Z	5.32	66.67	16.26		130.0	

10607-AAA	IEEE 802.11ac WiFi (20MHz, MCS0, 90pc duty cycle)	X	4.63	65.86	16.06	0.46	130.0	± 9.6 %
		Y	4.65	65.48	15.74		130.0	
		Z	4.62	65.75	15.92		130.0	
10608-AAA	IEEE 802.11ac WiFi (20MHz, MCS1, 90pc duty cycle)	X	4.82	66.26	16.22	0.46	130.0	± 9.6 %
		Y	4.84	65.89	15.91		130.0	
		Z	4.80	66.14	16.09		130.0	
10609-AAA	IEEE 802.11ac WiFi (20MHz, MCS2, 90pc duty cycle)	X	4.71	66.12	16.06	0.46	130.0	± 9.6 %
		Y	4.73	65.73	15.74		130.0	
		Z	4.69	65.98	15.92		130.0	
10610-AAA	IEEE 802.11ac WiFi (20MHz, MCS3, 90pc duty cycle)	X	4.76	66.27	16.22	0.46	130.0	± 9.6 %
		Y	4.78	65.89	15.91		130.0	
		Z	4.74	66.14	16.08		130.0	
10611-AAA	IEEE 802.11ac WiFi (20MHz, MCS4, 90pc duty cycle)	X	4.67	66.08	16.07	0.46	130.0	± 9.6 %
		Y	4.70	65.71	15.76		130.0	
		Z	4.66	65.95	15.93		130.0	
10612-AAA	IEEE 802.11ac WiFi (20MHz, MCS5, 90pc duty cycle)	X	4.68	66.24	16.12	0.46	130.0	± 9.6 %
		Y	4.71	65.83	15.78		130.0	
		Z	4.66	66.09	15.97		130.0	
10613-AAA	IEEE 802.11ac WiFi (20MHz, MCS6, 90pc duty cycle)	X	4.69	66.12	16.01	0.46	130.0	± 9.6 %
		Y	4.72	65.75	15.68		130.0	
		Z	4.67	65.98	15.86		130.0	
10614-AAA	IEEE 802.11ac WiFi (20MHz, MCS7, 90pc duty cycle)	X	4.63	66.28	16.22	0.46	130.0	± 9.6 %
		Y	4.65	65.91	15.91		130.0	
		Z	4.61	66.15	16.08		130.0	
10615-AAA	IEEE 802.11ac WiFi (20MHz, MCS8, 90pc duty cycle)	X	4.68	65.93	15.87	0.46	130.0	± 9.6 %
		Y	4.70	65.53	15.53		130.0	
		Z	4.66	65.79	15.72		130.0	
10616-AAA	IEEE 802.11ac WiFi (40MHz, MCS0, 90pc duty cycle)	X	5.28	66.36	16.26	0.46	130.0	± 9.6 %
		Y	5.31	66.07	16.00		130.0	
		Z	5.27	66.25	16.14		130.0	
10617-AAA	IEEE 802.11ac WiFi (40MHz, MCS1, 90pc duty cycle)	X	5.35	66.53	16.32	0.46	130.0	± 9.6 %
		Y	5.36	66.19	16.02		130.0	
		Z	5.33	66.41	16.19		130.0	
10618-AAA	IEEE 802.11ac WiFi (40MHz, MCS2, 90pc duty cycle)	X	5.23	66.53	16.33	0.46	130.0	± 9.6 %
		Y	5.25	66.22	16.05		130.0	
		Z	5.22	66.41	16.21		130.0	
10619-AAA	IEEE 802.11ac WiFi (40MHz, MCS3, 90pc duty cycle)	X	5.25	66.35	16.18	0.46	130.0	± 9.6 %
		Y	5.28	66.06	15.91		130.0	
		Z	5.23	66.23	16.06		130.0	
10620-AAA	IEEE 802.11ac WiFi (40MHz, MCS4, 90pc duty cycle)	X	5.34	66.40	16.26	0.46	130.0	± 9.6 %
		Y	5.38	66.14	16.00		130.0	
		Z	5.33	66.28	16.13		130.0	
10621-AAA	IEEE 802.11ac WiFi (40MHz, MCS5, 90pc duty cycle)	X	5.34	66.50	16.42	0.46	130.0	± 9.6 %
		Y	5.37	66.24	16.17		130.0	
		Z	5.33	66.40	16.31		130.0	
10622-AAA	IEEE 802.11ac WiFi (40MHz, MCS6, 90pc duty cycle)	X	5.35	66.66	16.50	0.46	130.0	± 9.6 %
		Y	5.37	66.35	16.22		130.0	
		Z	5.34	66.55	16.37		130.0	

10623-AAA	IEEE 802.11ac WiFi (40MHz, MCS7, 90pc duty cycle)	X	5.23	66.21	16.15	0.46	130.0	± 9.6 %
		Y	5.25	65.91	15.87		130.0	
		Z	5.22	66.10	16.03		130.0	
10624-AAA	IEEE 802.11ac WiFi (40MHz, MCS8, 90pc duty cycle)	X	5.42	66.41	16.31	0.46	130.0	± 9.6 %
		Y	5.45	66.13	16.05		130.0	
		Z	5.41	66.30	16.19		130.0	
10625-AAA	IEEE 802.11ac WiFi (40MHz, MCS9, 90pc duty cycle)	X	5.78	67.35	16.83	0.46	130.0	± 9.6 %
		Y	5.83	67.13	16.60		130.0	
		Z	5.75	67.20	16.69		130.0	
10626-AAA	IEEE 802.11ac WiFi (80MHz, MCS0, 90pc duty cycle)	X	5.58	66.43	16.23	0.46	130.0	± 9.6 %
		Y	5.59	66.16	15.97		130.0	
		Z	5.56	66.33	16.11		130.0	
10627-AAA	IEEE 802.11ac WiFi (80MHz, MCS1, 90pc duty cycle)	X	5.81	66.97	16.46	0.46	130.0	± 9.6 %
		Y	5.82	66.69	16.19		130.0	
		Z	5.79	66.85	16.34		130.0	
10628-AAA	IEEE 802.11ac WiFi (80MHz, MCS2, 90pc duty cycle)	X	5.61	66.53	16.18	0.46	130.0	± 9.6 %
		Y	5.63	66.28	15.92		130.0	
		Z	5.59	66.41	16.05		130.0	
10629-AAA	IEEE 802.11ac WiFi (80MHz, MCS3, 90pc duty cycle)	X	5.69	66.58	16.20	0.46	130.0	± 9.6 %
		Y	5.72	66.37	15.96		130.0	
		Z	5.67	66.46	16.07		130.0	
10630-AAA	IEEE 802.11ac WiFi (80MHz, MCS4, 90pc duty cycle)	X	6.10	68.01	16.91	0.46	130.0	± 9.6 %
		Y	6.16	67.84	16.70		130.0	
		Z	6.05	67.80	16.74		130.0	
10631-AAA	IEEE 802.11ac WiFi (80MHz, MCS5, 90pc duty cycle)	X	6.00	67.81	16.99	0.46	130.0	± 9.6 %
		Y	6.07	67.68	16.81		130.0	
		Z	5.98	67.68	16.87		130.0	
10632-AAA	IEEE 802.11ac WiFi (80MHz, MCS6, 90pc duty cycle)	X	5.78	67.01	16.61	0.46	130.0	± 9.6 %
		Y	5.80	66.76	16.37		130.0	
		Z	5.76	66.92	16.51		130.0	
10633-AAA	IEEE 802.11ac WiFi (80MHz, MCS7, 90pc duty cycle)	X	5.67	66.68	16.28	0.46	130.0	± 9.6 %
		Y	5.70	66.45	16.04		130.0	
		Z	5.66	66.58	16.17		130.0	
10634-AAA	IEEE 802.11ac WiFi (80MHz, MCS8, 90pc duty cycle)	X	5.66	66.70	16.35	0.46	130.0	± 9.6 %
		Y	5.69	66.48	16.12		130.0	
		Z	5.64	66.60	16.24		130.0	
10635-AAA	IEEE 802.11ac WiFi (80MHz, MCS9, 90pc duty cycle)	X	5.55	66.09	15.79	0.46	130.0	± 9.6 %
		Y	5.58	65.84	15.53		130.0	
		Z	5.53	65.97	15.66		130.0	
10636-AAB	IEEE 802.11ac WiFi (160MHz, MCS0, 90pc duty cycle)	X	5.99	66.80	16.32	0.46	130.0	± 9.6 %
		Y	6.00	66.57	16.09		130.0	
		Z	5.98	66.70	16.21		130.0	
10637-AAB	IEEE 802.11ac WiFi (160MHz, MCS1, 90pc duty cycle)	X	6.14	67.17	16.49	0.46	130.0	± 9.6 %
		Y	6.15	66.92	16.24		130.0	
		Z	6.12	67.06	16.37		130.0	
10638-AAB	IEEE 802.11ac WiFi (160MHz, MCS2, 90pc duty cycle)	X	6.14	67.15	16.45	0.46	130.0	± 9.6 %
		Y	6.15	66.90	16.21		130.0	
		Z	6.13	67.05	16.34		130.0	

10639-AAB	IEEE 802.11ac WiFi (160MHz, MCS3, 90pc duty cycle)	X	6.12	67.10	16.47	0.46	130.0	± 9.6 %
		Y	6.14	66.89	16.25		130.0	
		Z	6.11	67.00	16.36		130.0	
10640-AAB	IEEE 802.11ac WiFi (160MHz, MCS4, 90pc duty cycle)	X	6.13	67.12	16.43	0.46	130.0	± 9.6 %
		Y	6.15	66.91	16.20		130.0	
		Z	6.11	67.01	16.31		130.0	
10641-AAB	IEEE 802.11ac WiFi (160MHz, MCS5, 90pc duty cycle)	X	6.17	67.03	16.40	0.46	130.0	± 9.6 %
		Y	6.18	66.76	16.14		130.0	
		Z	6.16	66.92	16.29		130.0	
10642-AAB	IEEE 802.11ac WiFi (160MHz, MCS6, 90pc duty cycle)	X	6.21	67.26	16.68	0.46	130.0	± 9.6 %
		Y	6.24	67.07	16.47		130.0	
		Z	6.20	67.17	16.58		130.0	
10643-AAB	IEEE 802.11ac WiFi (160MHz, MCS7, 90pc duty cycle)	X	6.05	66.96	16.43	0.46	130.0	± 9.6 %
		Y	6.06	66.72	16.19		130.0	
		Z	6.03	66.85	16.32		130.0	
10644-AAB	IEEE 802.11ac WiFi (160MHz, MCS8, 90pc duty cycle)	X	6.21	67.45	16.70	0.46	130.0	± 9.6 %
		Y	6.25	67.28	16.49		130.0	
		Z	6.18	67.32	16.57		130.0	
10645-AAB	IEEE 802.11ac WiFi (160MHz, MCS9, 90pc duty cycle)	X	6.54	68.03	16.95	0.46	130.0	± 9.6 %
		Y	6.68	68.10	16.85		130.0	
		Z	6.48	67.80	16.77		130.0	
10646-AAD	LTE-TDD (SC-FDMA, 1 RB, 5 MHz, QPSK, UL Subframe=2,7)	X	59.57	139.48	46.58	9.30	60.0	± 9.6 %
		Y	18.39	106.30	36.04		60.0	
		Z	35.16	123.96	41.79		60.0	
10647-AAC	LTE-TDD (SC-FDMA, 1 RB, 20 MHz, QPSK, UL Subframe=2,7)	X	46.29	134.28	45.41	9.30	60.0	± 9.6 %
		Y	16.76	104.82	35.71		60.0	
		Z	29.85	120.92	41.10		60.0	
10648-AAA	CDMA2000 (1x Advanced)	X	0.66	62.71	10.27	0.00	150.0	± 9.6 %
		Y	0.66	61.73	9.72		150.0	
		Z	0.64	62.11	9.81		150.0	
10652-AAB	LTE-TDD (OFDMA, 5 MHz, E-TM 3.1, Clipping 44%)	X	3.79	67.42	16.85	2.23	80.0	± 9.6 %
		Y	3.71	66.27	16.18		80.0	
		Z	3.81	67.18	16.62		80.0	
10653-AAB	LTE-TDD (OFDMA, 10 MHz, E-TM 3.1, Clipping 44%)	X	4.30	66.70	16.95	2.23	80.0	± 9.6 %
		Y	4.27	65.95	16.44		80.0	
		Z	4.33	66.58	16.78		80.0	
10654-AAB	LTE-TDD (OFDMA, 15 MHz, E-TM 3.1, Clipping 44%)	X	4.27	66.34	16.94	2.23	80.0	± 9.6 %
		Y	4.24	65.67	16.46		80.0	
		Z	4.31	66.25	16.79		80.0	
10655-AAB	LTE-TDD (OFDMA, 20 MHz, E-TM 3.1, Clipping 44%)	X	4.33	66.33	16.98	2.23	80.0	± 9.6 %
		Y	4.30	65.69	16.50		80.0	
		Z	4.37	66.24	16.83		80.0	

^E Uncertainty is determined using the max. deviation from linear response applying rectangular distribution and is expressed for the square of the field value.

APPENDIX F – DIPOLE CALIBRATION



Accredited by the Swiss Accreditation Service (SAS)
The Swiss Accreditation Service is one of the signatories to the EA
Multilateral Agreement for the recognition of calibration certificates

Accreditation No.: **SCS 0108**

Client **Celltech**

Certificate No: **D2450V2-825_Apr15**

CALIBRATION CERTIFICATE

Object **D2450V2 - SN: 825**

Calibration procedure(s) **QA CAL-05.v9
Calibration procedure for dipole validation kits above 700 MHz**

Calibration date: **April 22, 2015**

This calibration certificate documents the traceability to national standards, which realize the physical units of measurements (SI).
The measurements and the uncertainties with confidence probability are given on the following pages and are part of the certificate.

All calibrations have been conducted in the closed laboratory facility: environment temperature (22 ± 3)°C and humidity < 70%.

Calibration Equipment used (M&TE critical for calibration)

Primary Standards	ID #	Cal Date (Certificate No.)	Scheduled Calibration
Power meter EPM-442A	GB37480704	07-Oct-14 (No. 217-02020)	Oct-15
Power sensor HP 8481A	US37292783	07-Oct-14 (No. 217-02020)	Oct-15
Power sensor HP 8481A	MY41092317	07-Oct-14 (No. 217-02021)	Oct-15
Reference 20 dB Attenuator	SN: 5058 (20k)	01-Apr-15 (No. 217-02131)	Mar-16
Type-N mismatch combination	SN: 5047.2 / 06327	01-Apr-15 (No. 217-02134)	Mar-16
Reference Probe ES3DV3	SN: 3205	30-Dec-14 (No. ES3-3205_Dec14)	Dec-15
DAE4	SN: 601	18-Aug-14 (No. DAE4-601_Aug14)	Aug-15
Secondary Standards	ID #	Check Date (in house)	Scheduled Check
RF generator R&S SMT-06	100005	04-Aug-99 (in house check Oct-13)	In house check: Oct-16
Network Analyzer HP 8753E	US37390585 S4206	18-Oct-01 (in house check Oct-14)	In house check: Oct-15

Calibrated by: **Name** Michael Weber **Function** Laboratory Technician **Signature**

Approved by: **Name** Katja Pokovic **Function** Technical Manager

Issued: April 23, 2015

This calibration certificate shall not be reproduced except in full without written approval of the laboratory.



Accredited by the Swiss Accreditation Service (SAS)

The Swiss Accreditation Service is one of the signatories to the EA
Multilateral Agreement for the recognition of calibration certificates

Accreditation No.: **SCS 0108**

Glossary:

TSL	tissue simulating liquid
ConvF	sensitivity in TSL / NORM x,y,z
N/A	not applicable or not measured

Calibration is Performed According to the Following Standards:

- IEEE Std 1528-2013, "IEEE Recommended Practice for Determining the Peak Spatial-Averaged Specific Absorption Rate (SAR) in the Human Head from Wireless Communications Devices: Measurement Techniques", June 2013
- IEC 62209-1, "Procedure to measure the Specific Absorption Rate (SAR) for hand-held devices used in close proximity to the ear (frequency range of 300 MHz to 3 GHz)", February 2005
- KDB 865664, "SAR Measurement Requirements for 100 MHz to 6 GHz"

Additional Documentation:

- DASY4/5 System Handbook

Methods Applied and Interpretation of Parameters:

- Measurement Conditions:* Further details are available from the Validation Report at the end of the certificate. All figures stated in the certificate are valid at the frequency indicated.
- Antenna Parameters with TSL:* The dipole is mounted with the spacer to position its feed point exactly below the center marking of the flat phantom section, with the arms oriented parallel to the body axis.
- Feed Point Impedance and Return Loss:* These parameters are measured with the dipole positioned under the liquid filled phantom. The impedance stated is transformed from the measurement at the SMA connector to the feed point. The Return Loss ensures low reflected power. No uncertainty required.
- Electrical Delay:* One-way delay between the SMA connector and the antenna feed point. No uncertainty required.
- SAR measured:* SAR measured at the stated antenna input power.
- SAR normalized:* SAR as measured, normalized to an input power of 1 W at the antenna connector.
- SAR for nominal TSL parameters:* The measured TSL parameters are used to calculate the nominal SAR result.

The reported uncertainty of measurement is stated as the standard uncertainty of measurement multiplied by the coverage factor $k=2$, which for a normal distribution corresponds to a coverage probability of approximately 95%.

Measurement Conditions

DASY system configuration, as far as not given on page 1.

DASY Version	DASY5	V52.8.8
Extrapolation	Advanced Extrapolation	
Phantom	Modular Flat Phantom	
Distance Dipole Center - TSL	10 mm	with Spacer
Zoom Scan Resolution	dx, dy, dz = 5 mm	
Frequency	2450 MHz \pm 1 MHz	

Head TSL parameters

The following parameters and calculations were applied.

	Temperature	Permittivity	Conductivity
Nominal Head TSL parameters	22.0 °C	39.2	1.80 mho/m
Measured Head TSL parameters	(22.0 \pm 0.2) °C	37.6 \pm 6 %	1.82 mho/m \pm 6 %
Head TSL temperature change during test	< 0.5 °C	----	----

SAR result with Head TSL

SAR averaged over 1 cm³ (1 g) of Head TSL	Condition	
SAR measured	250 mW input power	13.1 W/kg
SAR for nominal Head TSL parameters	normalized to 1W	51.6 W/kg \pm 17.0 % (k=2)

SAR averaged over 10 cm³ (10 g) of Head TSL	condition	
SAR measured	250 mW input power	6.06 W/kg
SAR for nominal Head TSL parameters	normalized to 1W	24.0 W/kg \pm 16.5 % (k=2)

Body TSL parameters

The following parameters and calculations were applied.

	Temperature	Permittivity	Conductivity
Nominal Body TSL parameters	22.0 °C	52.7	1.95 mho/m
Measured Body TSL parameters	(22.0 \pm 0.2) °C	50.6 \pm 6 %	2.02 mho/m \pm 6 %
Body TSL temperature change during test	< 0.5 °C	----	----

SAR result with Body TSL

SAR averaged over 1 cm³ (1 g) of Body TSL	Condition	
SAR measured	250 mW input power	13.0 W/kg
SAR for nominal Body TSL parameters	normalized to 1W	50.7 W/kg \pm 17.0 % (k=2)

SAR averaged over 10 cm³ (10 g) of Body TSL	condition	
SAR measured	250 mW input power	6.05 W/kg
SAR for nominal Body TSL parameters	normalized to 1W	23.8 W/kg \pm 16.5 % (k=2)

Appendix (Additional assessments outside the scope of SCS 0108)

Antenna Parameters with Head TSL

Impedance, transformed to feed point	55.3 Ω + 5.1 j Ω
Return Loss	- 23.1 dB

Antenna Parameters with Body TSL

Impedance, transformed to feed point	50.7 Ω + 6.4 j Ω
Return Loss	- 23.9 dB

General Antenna Parameters and Design

Electrical Delay (one direction)	1.158 ns
----------------------------------	----------

After long term use with 100W radiated power, only a slight warming of the dipole near the feedpoint can be measured.

The dipole is made of standard semirigid coaxial cable. The center conductor of the feeding line is directly connected to the second arm of the dipole. The antenna is therefore short-circuited for DC-signals. On some of the dipoles, small end caps are added to the dipole arms in order to improve matching when loaded according to the position as explained in the "Measurement Conditions" paragraph. The SAR data are not affected by this change. The overall dipole length is still according to the Standard.

No excessive force must be applied to the dipole arms, because they might bend or the soldered connections near the feedpoint may be damaged.

Additional EUT Data

Manufactured by	SPEAG
Manufactured on	December 11, 2008

DASY5 Validation Report for Head TSL

Date: 22.04.2015

Test Laboratory: SPEAG, Zurich, Switzerland

DUT: Dipole 2450 MHz; Type: D2450V2; Serial: D2450V2 - SN: 825

Communication System: UID 0 - CW; Frequency: 2450 MHz

Medium parameters used: $f = 2450$ MHz; $\sigma = 1.82$ S/m; $\epsilon_r = 37.6$; $\rho = 1000$ kg/m³

Phantom section: Flat Section

Measurement Standard: DASY5 (IEEE/IEC/ANSI C63.19-2011)

DASY52 Configuration:

- Probe: ES3DV3 - SN3205; ConvF(4.54, 4.54, 4.54); Calibrated: 30.12.2014;
- Sensor-Surface: 3mm (Mechanical Surface Detection)
- Electronics: DAE4 Sn601; Calibrated: 18.08.2014
- Phantom: Flat Phantom 5.0 (front); Type: QD000P50AA; Serial: 1001
- DASY52 52.8.8(1222); SEMCAD X 14.6.10(7331)

Dipole Calibration for Head Tissue/Pin=250 mW, d=10mm/Zoom Scan (7x7x7)/Cube 0:


Measurement grid: dx=5mm, dy=5mm, dz=5mm

Reference Value = 101.4 V/m; Power Drift = 0.02 dB

Peak SAR (extrapolated) = 27.4 W/kg

SAR(1 g) = 13.1 W/kg; SAR(10 g) = 6.06 W/kg

Maximum value of SAR (measured) = 17.3 W/kg



0 dB = 17.3 W/kg = 12.38 dBW/kg

Impedance Measurement Plot for Head TSL

22 Apr 2015 13:50:17

[CH1] S11 1 U FS 1: 55.348 Ω 5.1211 Ω 332.67 pF 2 450.000 000 MHz

*

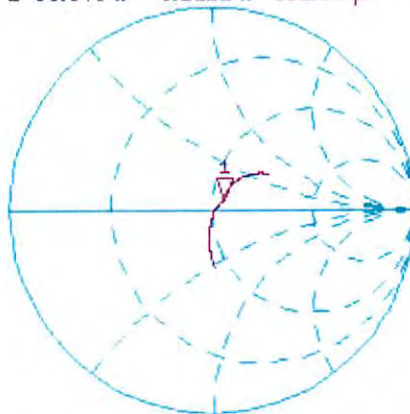
De1

Cor

Avg

16

H1d



CH2 S11 LOG 5 dB/REF -20 dB 1:-23.070 dB 2 450.000 000 MHz

De1

Cor

Avg

16

H1d



START 2 250.000 000 MHz

STOP 2 650.000 000 MHz

DASY5 Validation Report for Body TSL

Date: 22.04.2015

Test Laboratory: SPEAG, Zurich, Switzerland

DUT: Dipole 2450 MHz; Type: D2450V2; Serial: D2450V2 - SN: 825

Communication System: UID 0 - CW; Frequency: 2450 MHz

Medium parameters used: $f = 2450$ MHz; $\sigma = 2.02$ S/m; $\epsilon_r = 50.6$; $\rho = 1000$ kg/m³

Phantom section: Flat Section

Measurement Standard: DASY5 (IEEE/IEC/ANSI C63.19-2011)

DASY52 Configuration:

- Probe: ES3DV3 - SN3205; ConvF(4.32, 4.32, 4.32); Calibrated: 30.12.2014;
- Sensor-Surface: 3mm (Mechanical Surface Detection)
- Electronics: DAE4 Sn601; Calibrated: 18.08.2014
- Phantom: Flat Phantom 5.0 (back); Type: QD000P50AA; Serial: 1002
- DASY52 52.8.8(1222); SEMCAD X 14.6.10(7331)

Dipole Calibration for Body Tissue/Pin=250 mW, d=10mm/Zoom Scan (7x7x7)/Cube 0:

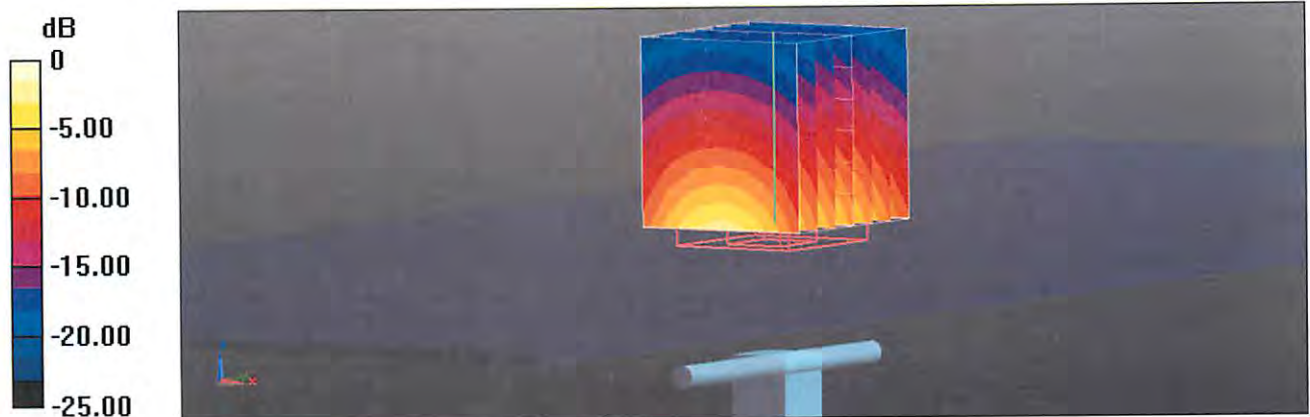
Measurement grid: dx=5mm, dy=5mm, dz=5mm

Reference Value = 95.23 V/m; Power Drift = 0.00 dB

Peak SAR (extrapolated) = 27.1 W/kg

SAR(1 g) = 13 W/kg; SAR(10 g) = 6.05 W/kg

Maximum value of SAR (measured) = 17.3 W/kg



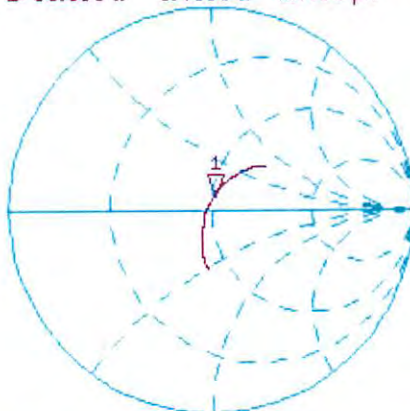
0 dB = 17.3 W/kg = 12.38 dBW/kg

Impedance Measurement Plot for Body TSL

22 Apr 2015 13:49:53

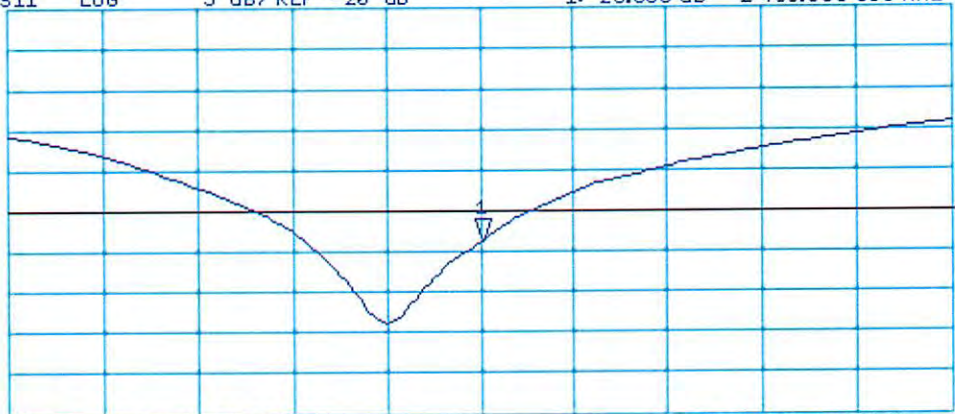
[CH1] S11 1 U FS 1: 50.695 Ω 6.4336 Ω 417.93 pF 2 450.000 000 MHz

*
De1
Cor
Avg
16
H1d



CH2 S11 LOG 5 dB/REF -20 dB 1:-23.860 dB 2 450.000 000 MHz

De1
Cor
Avg
16
H1d



START 2 250.000 000 MHz

STOP 2 650.000 000 MHz

APPENDIX G - PHANTOM

Zeughausstrasse 43, 8004 Zurich, Switzerland
 Phone +41 44 245 9700, Fax +41 44 245 9779
 info@speag.com, http://www.speag.com

Certificate of Conformity / First Article Inspection

Item	Oval Flat Phantom ELI 5.0
Type No	QD OVA 002 A
Series No	1108 and higher
Manufacturer	Untersee Composites Knebelstrasse 8, CH-8268 Mannenbach, Switzerland

Tests

Complete tests were made on the prototype units QD OVA 001 A, pre-series units QD OVA 001 B as well as on some series units QD OVA 001 B. Some tests are made on all series units QD OVA 002 A.

Test	Requirement	Details	Units tested
Shape	Internal dimensions, depth and sagging are compatible with standards	Bottom elliptical 600 x 400 mm, Depth 190 mm, dimension compliant with [1] for $f > 375$ MHz	Prototypes
Material thickness	Bottom: 2.0mm +/- 0.2mm	dimension compliant with [3] for $f > 800$ MHz	all
Material parameters	rel. permittivity 2 – 5, loss tangent ≤ 0.05 , at $f \leq 6$ GHz	rel. permittivity 3.5 +/- 0.5 loss tangent ≤ 0.05	Material samples
Material resistivity	Compatibility with tissue simulating liquids .	Compatible with SPEAG liquids. **	Phantoms, Material sample
Sagging	Sagging of the flat section in tolerance when filled with tissue simulating liquid.	within tolerance for filling height up to 155 mm	Prototypes, samples

** Note: Compatibility restrictions apply certain liquid components mentioned in the standard, containing e.g. DGBE, DGMHE or Triton X-100. Observe technical note on material compatibility.

Standards

- [1] OET Bulletin 65, Supplement C, "Evaluating Compliance with FCC Guidelines for Human Exposure to Radiofrequency Electromagnetic Fields", Edition 01-01
- [2] IEEE 1528-2003, "Recommended Practice for Determining the Peak Spatial-Average Specific Absorption Rate (SAR) in the Human Head from Wireless Communications Devices: Measurement Techniques, December 2003
- [3] IEC 62209-1 ed1.0, "Human exposure to radio frequency fields from hand-held and body-mounted wireless communication devices - Human models, instrumentation, and procedures - Part 1: Procedure to determine the specific absorption rate (SAR) for hand-held devices used in close proximity to the ear (frequency range of 300 MHz to 3 GHz)", 2005-02-18
- [4] IEC 62209-2 ed1.0, "Human exposure to radio frequency fields from hand-held and body-mounted wireless communication devices - Human models, instrumentation, and procedures - Part 2: Procedure to determine the specific absorption rate (SAR) for wireless communication devices used in close proximity to the human body (frequency range of 30 MHz to 6 GHz)", 2010-03-30

Conformity

Based on the sample tests above, we certify that this item is in compliance with the uncertainty requirements of **body-worn** SAR measurements and system performance checks as specified in [1 – 4] and further standards.

Date 25.7.2011

Signature / Stamp

s p e a g

Schmid & Partner Engineering AG
 Zeughausstrasse 43, 8004 Zurich, Switzerland
 Phone +41 44 245 9700, Fax +41 44 245 9779
 info@speag.com, http://www.speag.com