


APPENDIX C - SETUP PHOTOS

Figure: 1

Setup Photo - BODY Configuration				Separation Distance to Phantom (mm)	
Plot	DUT Position	Accessory	Phantom	DUT	Antenna
B1	Body/Touch-Back	n/a	ELI	0	0




Normal View



Close-Up View

Figure: 2

Setup Photo - BODY Configuration				Separation Distance to Phantom (mm)	
Plot	DUT Position	Accessory	Phantom	DUT	Antenna
B2	Body/Touch-Back	B1	ELI	0	35




Normal View



Close-Up View

Figure: 3

Setup Photo - BODY Configuration				Separation Distance to Phantom (mm)	
Plot	DUT Position	Accessory	Phantom	DUT	Antenna
B3	Body/Touch-Back	B2	ELI	0	20




Normal View



Close-Up View

Figure: 4

Setup Photo - BODY Configuration				Separation Distance to Phantom (mm)	
Plot	DUT Position	Accessory	Phantom	DUT	Antenna
B4	Body/Touch-Front	B2	ELI	0	0




Normal View




Close-Up View

Figure: 5

Setup Photo - BODY Configuration				Separation Distance to Phantom (mm)	
Plot	DUT Position	Accessory	Phantom	DUT	Antenna
B5 - B10	Body/Touch- Left	B2	ELI	0	0



Normal View



Close-Up View