





## APPENDIX C - SETUP PHOTOS



Figure: 1

| Setup Photo - Body Configuration |  |                  |       | Separation Distance to Phantom (mm) |     |
|----------------------------------|--|------------------|-------|-------------------------------------|-----|
| Accessories Shown                |  |                  |       |                                     |     |
| Antenna                          | Battery  | Body             | Audio | Antenna                             | DUT |
| n/a                              | n/a  | B1 (Chest Strap) | n/a   | 17                                  | 17  |
| DUT                              |   |                  |       |                                     |     |
| A03125                           |  |                  |       |                                     |     |
| Phantom                          |  |                  |       |                                     |     |
| ELI                              |  |                  |       |                                     |     |
| Normal View                      |  |                  |       |                                     |     |
| Close-Up View                    |  |                  |       |                                     |     |

**Figure: 2**

| Setup Photo - Body Configuration |   |                 |       | Separation Distance to Phantom (mm)  |     |
|----------------------------------|---|-----------------|-------|--|-----|
| Accessories Shown                |   |                 |       |  |     |
| Antenna                          | Battery   | Body            | Audio | Antenna  | DUT |
| n/a                              | n/a   | B2(Wrist Strap) | n/a   | 17   | 17  |
| DUT                              |  |                 |       |  |     |
| A03125                           |   |                 |       |  |     |
| Phantom                          |   |                 |       |  |     |
| ELI                              |   |                 |       |  |     |
| Normal View                      |   |                 |       |  |     |
| Close-Up                         |   |                 |       |  |     |
| View                             |   |                 |       |  |     |

**Figure: 3**

| Setup Photo - Head Configuration |  |              |       | Separation Distance to Phantom (mm) |     |
|----------------------------------|--|--------------|-------|-------------------------------------|-----|
| Accessories Shown                |  |              |       |                                     |     |
| Antenna                          | Battery  | Head         | Audio | Antenna                             | DUT |
| n/a                              | n/a  | H1(VH Mount) | n/a   | 10                                  | 10  |
| DUT                              |   |              |       |                                     |     |
| A03125                           |  |              |       |                                     |     |
| Phantom                          |  |              |       |                                     |     |
| ELI                              |  |              |       |                                     |     |
| Normal View                      |  |              |       |                                     |     |
|                                  |  |              |       |                                     |     |
|                                  |  |              |       |                                     |     |
| Close-Up                         |  |              |       |                                     |     |
| View                             |  |              |       |                                     |     |