

APPENDIX C - SETUP PHOTOS

Figure: 1



Setup Photo - Body Configuration				Separation Distance to Phantom (mm)	
Accessories Shown					
Antenna	Battery	Body	Audio	Antenna	DUT
n/a	n/a	B1 (Chest Strap)	n/a	17	17
DUT					
A03125					
Phantom					
ELI					
Normal View					
Close-Up View					

Figure: 2





Setup Photo - Body Configuration				Separation Distance to Phantom (mm)	
Accessories Shown					
Antenna	Battery	Body	Audio	Antenna	DUT
n/a	n/a	B2(Wrist Strap)	n/a	17	17
DUT					
A03125					
Phantom					
ELI					
Normal View					
Close-Up					
View					

Figure: 3

Setup Photo - Head Configuration				Separation Distance to Phantom (mm)	
Accessories Shown					
Antenna	Battery	Head	Audio	Antenna	DUT
n/a	n/a	H1(VH Mount)	n/a	10	10
DUT					
A03125					
Phantom					
ELI					
Normal View					
Close-Up					
View					