

FCC PART 15 SUBPART C TEST REPORT

for

Handheld UHF Two-way radio with GPS

Model No.: A02963

FCC ID: IPH-02963

of

Applicant: **Garmin International Inc**

Address: 1200 E. 151st. Street Olathe Kansas 66062 United States

Tested and Prepared

by

Worldwide Testing Services (Taiwan) Co., Ltd.

FCC Registration No.: 930600

Industry Canada filed test laboratory Reg. No. IC 5679A-1, IC 5107A-1

A2LA Accredited No.: 2732.01



Report No.: W6M21604-15784-C-9

6F, NO. 58, LANE 188, RUEY-KUANG RD., NEIHU TAIPEI 114, TAIWAN, R.O.C.
TEL: 886-2-66068877 FAX: 886-2-66068879 E-mail: wts@wts-lab.com




Registration number: W6M21604-15784-C-9
FCC ID: IPH-02963

TABLE OF CONTENTS

1	GENERAL INFORMATION	2
1.1	NOTES.....	2
1.2	TESTING LABORATORY	3
1.2.1	<i>Location</i>	3
1.2.2	<i>Details of accreditation status</i>	3
1.3	DETAILS OF APPROVAL HOLDER.....	3
1.4	APPLICATION DETAILS	4
1.5	GENERAL INFORMATION OF TEST ITEM.....	4
1.6	TEST STANDARDS.....	4
2	TECHNICAL TEST	5
2.1	SUMMARY OF TEST RESULTS	5
2.2	TEST ENVIRONMENT	5
2.3	TEST EQUIPMENT LIST	6
2.4	GENERAL TEST PROCEDURE	8
3	TEST RESULTS (ENCLOSURE)	9
3.1	PEAK OUTPUT POWER (TRANSMITTER)	10
3.2	EQUIVALENT ISOTROPIC RADIATED POWER.....	16
3.3	RF EXPOSURE COMPLIANCE REQUIREMENTS	16
3.4	OUT OF BAND RADIATED EMISSIONS.....	16
3.5	SPURIOUS EMISSION (TX)	17
3.6	RADIATED EMISSIONS FROM DIGITAL PART	18
3.7	RADIATED EMISSION ON THE BAND EDGE	19
3.8	POWER LINE CONDUCTED EMISSION	23

Appendix



Registration number: W6M21604-15784-C-9
FCC ID: IPH-02963

1 General Information

1.1 Notes

The purpose of conformity testing is to increase the probability of adherence to the essential requirements or conformity specifications, as appropriate.

The complexity of the technical specifications, however, means that full and thorough testing is impractical for both technical and economic reasons.

Furthermore, there is no guarantee that a test sample which has passed all the relevant tests conforms to a specification.


Neither is there any guarantee that such a test sample will interwork with other genuinely open systems. The existence of the tests nevertheless provides the confidence that the test sample possesses the qualities as maintained and that its performance generally conforms to representative cases of communications equipment.

The test results of this test report relate exclusively to the item tested as specified in 1.5.

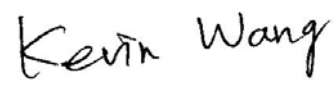
The test report may only be reproduced or published in full.


Reproduction or publication of extracts from the report requires the prior written approval of the Worldwide Testing Services(Taiwan) Co., Ltd.

Tester:

July 13, 2016		Mark Cheng	
Date	WTS-Lab.	Name	Signature

Technical responsibility for area of testing:

July 13, 2016		Kevin Wang	
Date	WTS	Name	Signature



Worldwide Testing Services(Taiwan) Co., Ltd.

Registration number: W6M21604-15784-C-9

FCC ID: IPH-02963

1.2 Testing laboratory

1.2.1 Location

OATS

No.5-1, Lishui, Shuang Sing Village,

Wanli Dist., New Taipei City 207,

Taiwan (R.O.C.)

3 meter semi-anechoic chamber

No.35, Aly. 21, Ln. 228, Ankang Rd., Neihu Dist., Taipei City 114, Taiwan (R.O.C.)

TEL:886-2-6613-0228

FAX:886-2-2791-5046

Company

Worldwide Testing Services(Taiwan) Co., Ltd.

6F, NO. 58, LANE 188, RUEY-KUANG RD.

NEIHU, TAIPEI 114, TAIWAN R.O.C.

Tel : 886-2-66068877

Fax : 886-2-66068879

1.2.2 Details of accreditation status

Accredited testing laboratory

A2LA accredited number: 2730.01

FCC filed test laboratory Reg. No. 930600

Industry Canada filed test laboratory Reg. No. IC 5679A-1, IC 5107A-1

Test location, where different from Worldwide Testing Services (Taiwan) Co., Ltd. :

Name: ./.

Accredited number: ./.


Street: ./.

Town: ./.

Country: ./.

Telephone: ./.

Fax: ./.



Registration number: W6M21604-15784-C-9

FCC ID: IPH-02963

1.3 Details of approval holder

Name: Garmin International Inc
Street: 1200 E. 151st. Street
Town: Olathe Kansas 66062
Country: United States
Telephone: (913) 397-8448
Fax: (913) 397-8282

1.4 Application details

Date of receipt of test item: April 27, 2016
Date of test: from April 27, 2016 to July 13, 2016

1.5 General information of Test item

Type of test item: Handheld UHF Two-way radio with GPS
Model Number: A02963
Multi-listing model number: B02963
Brand Name: Garmin
Photos: see Annex

Technical data

Frequency band: 2400-2483.5 MHz
Operation Frequency: 2403-2479 MHz
Operation modes: Duplex
Modulation Type: GFSK
Antenna type / Gain: Chip antenna / -0.48457 dBi
Power supply: Adapter (I/P: 100-240V~0.3A, 50-60Hz, 21-29VA ;
O/P: 5V, 2.0A MAX.)
Battery 7.4V, 2400mAh, 17.8Wh


Manufacturer: (if different from applicant)

Name: Garmin Corporation
Street: No.68, Zhangshu 2nd Rd., Xizhi Dist.,
Town: New Taipei City 221,
Country: Taiwan (R.O.C.)

Additional information: ./.

1.6 Test standards

Technical standard : FCC RULES PART 15 SUBPART C § 15.249 (2015-10)



Registration number: W6M21604-15784-C-9

FCC ID: IPH-02963

2 Technical test

2.1 Summary of test results


No deviations from the technical specification(s) were ascertained in the course of the tests performed.

or

The deviations as specified in 2.5 were ascertained in the course of the tests performed.

2.2 Test environment

Temperature:	23 °C
Relative humidity content:	20 ... 75 %
Air pressure:	86 ... 103 kPa
Details Power supply:	Adapter (I/P: 100-240V~0.3A, 50-60Hz, 21-29VA ; O/P: 5V, 2.0A MAX.) Battery 7.4V, 2400mAh, 17.8Wh
Extreme conditions parameters:	Not required




Worldwide Testing Services(Taiwan) Co., Ltd.

Registration number: W6M21604-15784-C-9

FCC ID: IPH-02963

2.3 Test Equipment List

No.	Test equipment	Type	Serial No.	Manufacturer	Cal. Date	Next Cal. Date
ETSTW-CE 001	EMI TEST RECEIVER	ESHS10	842121/013	R&S	2016/5/20	2017/5/19
ETSTW-CE 003	AC POWER SOURCE	APS-9102	D161137	GW	Function Test	
ETSTW-CE 008	HF-EICHLLEITUNG RF STEP ATTENUATOR 139dB DPSP	334.6010.02	844581/024	R&S	Function Test	
ETSTW-CE 009	TEMP.&HUMIDITY CHAMBER	GTH-225-40-1P-U	MAA0305-009	GIANT FORCE	2016/7/12	2017/7/11
ETSTW-CE 016	TWO-LINE V-NETWORK	ENV216	100050	R&S	2015/9/7	2016/9/6
ETSTW-RE 003	EMI TEST RECEIVER	ESI 26	831438/001	R&S	2016/5/20	2017/5/19
ETSTW-RE 004	EMI TEST RECEIVER	ESI 40	832427/004	R&S	2016/5/25	2017/5/24
ETSTW-RE 005	EMI TEST RECEIVER	ESVS10	843207/020	R&S	2016/7/4	2017/7/3
ETSTW-RE 012	TUNABLE BANDREJECT FILTER	D.C 0309	146	K&L	Function Test	
ETSTW-RE 013	TUNABLE BANDREJECT FILTER	D.C 0336	397	K&L	Function Test	
ETSTW-RE 018	MICROWAVE HORN ANTENNA	AT4560	27212	AR	2016/6/24	2017/6/23
ETSTW-RE 027	Passive Loop Antenna	6512	00034563	ETS-Lindgren	2016/6/29	2017/6/28
ETSTW-RE 030	Double-Ridged Guide Horn Antenna	3117	00035224	ETS-Lindgren	2016/3/23	2017/3/22
ETSTW-RE 042	Biconical Antenna	HK116	100172	R&S	2016/1/25	2017/1/24
ETSTW-RE 043	Log-Periodic Dipole Antenna	HL223	100166	R&S	2016/3/28	2017/3/27
ETSTW-RE 044	Log-Periodic Antenna	HL050	100094	R&S	2016/4/14	2017/4/13
ETSTW-RE 045	ESA-E SERIES SPECTRUM ANALYZER	E4404B	MY45111242	Agilent	Pre-test Use	
ETSTW-RE 050	Attenuator 10dB	50HF-010-1	None	JFW	2016/2/25	2017/2/24
ETSTW-RE 051	Attenuator 6dB	50HF-006-1	None	JFW	2016/2/25	2017/2/24
ETSTW-RE 053	Attenuator 3dB	50HF-003-1	None	JFW	2016/2/25	2017/2/24
ETSTW-RE 055	SPECTRUM ANALYZER	FSU 26	200074	R&S	2016/2/27	2017/2/26
ETSTW-RE 060	Attenuator 30dB	5015-30	F651012z-01	ATM	2016/2/25	2017/2/24
ETSTW-RE 062	Amplifier Module	CHC 2	None	KMIC	2016/4/13	2017/4/12
ETSTW-RE 064	Bluetooth Test Set	MT8852B-042	6K00005709	Anritsu	Function Test	
ETSTW-RE 069	Double-Ridged Guide Horn Antenna	3117	00069377	ETS-Lindgren	Function Test	
ETSTW-RE 072	CELL SITE TEST SET	8921A	3339A00375	HP	2015/9/6	2016/9/5
ETSTW-RE 088	SOLID STATE AMPLIFIER	KMA180265A01	99057	KMIC	2015/9/21	2016/9/20
ETSTW-RE 099	DC Block	50DB-007-1	None	JFW	2016/2/25	2017/2/24
ETSTW-RE 112	AC POWER SOURCE	TFC-1005	T-0A023536	T-Power	Function test	
ETSTW-RE 115	2.4GHz Notch Filter	N0124411	473874	MICROWAVE CIRCUITS	2016/1/13	2017/1/12
ETSTW-RE 120	RF Player	MP9200	MP9210-111022	ADIVIC	Function test	
ETSTW-RE 122	SIGNAL GENERATOR	SMF100A	102149	R&S	2016/5/23	2017/5/22
ETSTW-RE 125	5GHz Notch filter	5NSL11-5200/E221.3-O/O	1	K&L Microwave	2015/8/11	2016/8/10
ETSTW-RE 126	5GHz Notch filter	5NSL11-5800/E221.3-O/O	1	K&L Microwave	2015/8/11	2016/8/10



Worldwide Testing Services(Taiwan) Co., Ltd.

Registration number: W6M21604-15784-C-9

FCC ID: IPH-02963

ETSTW-RE 127	RF Switch Box	RFS-01	None	WTS	2016/2/25	2017/2/24
ETSTW-RE 128	5.3GHz Notch filter	N0153001	SN487233	Microwave Circuits	2015/8/11	2016/8/10
ETSTW-RE 129	5.5GHz Notch filter	N0555984	SN487234	Microwave Circuits	2015/8/11	2016/8/10
ETSTW-RE 130	Handheld RF Spectrum Analyzer	N9340A	CN0147000204	Agilent	Pre-test Use	
ETSTW-RE 142	Amplifier	8447D	2805A03378	Agilent	2016/4/13	2017/4/12
ETSTW-RE 143	Humidity Temperature Meter	TES-1260	110104623	TES	2015/9/9	2016/9/8
ETSTW-RE 147	Bi-log Hybrid Antenna	MCTD 2786B	BLB16M04005	ETC	2016/3/31	2017/3/30
ETSTW-EMI 011	USB Compact Modulator	SFC-U	101689	R&S	2016/5/4	2017/5/3
ETSTW-GSM 002	Universal Radio Communication Tester	CMU 200	109439	R&S	2016/3/4	2017/3/3
ETSTW-GSM 003	Radio Communication Analyzer	MT8820C	6201342073	Anritsu	2016/2/3	2017/2/2
ETSTW-GSM 019	Band Reject Filter	WRCTF824/849-822/851-40 /12+9SS	3	WI	2016/1/13	2017/1/12
ETSTW-GSM 020	Band Reject Filter	WRCD1747/1748-1743/1752-32/5SS	1	WI	2016/1/13	2017/1/12
ETSTW-GSM 021	Band Reject Filter	WRCD1879.5/1880.5-1875.5/1884.5-32/5SS	3	WI	2016/1/13	2017/1/12
ETSTW-GSM 022	Band Reject Filter	WRCT901.9/903.1-904.25-50/8SS	1	WI	2016/1/13	2017/1/12
ETSTW-GSM 023	Power Divider	4901.19.A	None	SUHNER	2015/9/16	2016/9/15
ETSTW-Cable 010	BNC Cable	5 M BNC Cable	None	JYE BAO CO.,LTD.	2015/9/11	2016/9/10
ETSTW-Cable 011	BNC Cable	BNC Cable 1	None	JYE BAO CO.,LTD.	Pre-test Use NCR	
ETSTW-Cable 012	N TYPE To SMA Cable	Cable 012	None	JYE BAO CO.,LTD.	2015/9/11	2016/9/10
ETSTW-Cable 016	BNC Cable	Switch Box	B Cable 1	Schwarz beck	2016/2/24	2017/2/23
ETSTW-Cable 017	BNC Cable	X Cable	B Cable 2	Schwarz beck	2016/2/24	2017/2/23
ETSTW-Cable 018	BNC Cable	Y Cable	B Cable 3	Schwarz beck	2016/2/24	2017/2/23
ETSTW-Cable 019	BNC Cable	Z Cable	B Cable 4	Schwarz beck	2016/2/24	2017/2/23
ETSTW-Cable 020	N TYPE Cable	OATS Cable 1	N30N30-L335-15M	JYE BAO CO.,LTD.	2016/4/22	2017/4/21
ETSTW-Cable 022	N TYPE Cable	5006	0002	JYE BAO CO.,LTD.	2016/4/7	2017/4/6
ETSTW-Cable 026	Microwave Cable	SUCOFLEX 104	279075	HUBER+SUHNER	2016/2/25	2017/2/24
ETSTW-Cable 027	Microwave Cable	SUCOFLEX 104	279083	HUBER+SUHNER	2016/5/13	2017/5/12
ETSTW-Cable 028	Microwave Cable	FA147A0015M2020	30064-2	UTIFLEX	2015/9/21	2016/9/20
ETSTW-Cable 029	Microwave Cable	FA147A0015M2020	30064-3	UTIFLEX	2015/9/21	2016/9/20
ETSTW-Cable 030	Microwave Cable	SUCOFLEX 104 (S_Cable 9)	279067	HUBER+SUHNER	2016/2/25	2017/2/24
ETSTW-Cable 031	Microwave Cable	SUCOFLEX 104 (S_Cable 10)	238092	HUBER+SUHNER	2016/4/13	2017/4/12
ETSTW-Cable 043	Microwave Cable	SUCOFLEX 104	317576	HUBER+SUHNER	2016/4/13	2017/4/12
ETSTW-Cable 048	Microwave Cable	SUCOFLEX 104	325518	HUBER+SUHNER	2016/4/13	2017/4/12
ETSTW-Cable 058	Microwave Cable	SUCOFLEX 104	none	HUBER+SUHNER	2016/4/7	2017/4/6
ETSTW-Cable 064	Microwave Cable	SUCOFLEX 104	MY28891	HUBER+SUHNER	2016/4/13	2017/4/12
WTSTW-SW 002	EMI TEST SOFTWARE	EZ EMC	None	Farad	Version ETS-03A1	



Registration number: W6M21604-15784-C-9
FCC ID: IPH-02963

2.4 General Test Procedure

POWER LINE CONDUCTED INTERFERENCE: The procedure used was ANSI STANDARD C63.4-2009 5.2 using a 50 μ H LISN (if necessary). Both lines were observed. The bandwidth of the spectrum analyzer was 10 kHz with an appropriate sweep speed.

RADIATION INTERFERENCE: The test procedure used was according to ANSI STANDARD C63.4-2009 6.4 employing a spectrum analyzer. For investigated frequency is equal to or below 1GHz, the RBW and VBW of the spectrum analyzer was 100 kHz and 100kHz respectively with an appropriate sweep speed. For investigated frequency is above 1GHz, both of RBW and VBW of the spectrum analyzer were 1 MHz with an appropriate sweep speed. The analyzer was calibrated in dB above a microvolt at the output of the antenna.

FORMULA OF CONVERSION FACTORS: The Field Strength at 3m was established by adding the meter reading of the spectrum analyzer (which is set to read in units of dB μ V) to the antenna correction factor supplied by the antenna manufacturer. The antenna correction factors are stated in terms of dB.

Example:

Freq (MHz) METER READING + ACF + CABLE LOSS (to the receiver) = FS
33 20 dB μ V + 10.36 dB + 6 dB = 36.36 dB μ V/m @3m


ANSI STANDARD C63.4-2009 6.3.1 MEASUREMENT PROCEDURES: The EUT was placed on a table 80 cm height and with dimensions of 1m by 1.5m (non metallic table). The EUT was placed in the centre of the table. The table used for radiated measurements is capable of continuous rotation. The spectrum was scanned from 30 MHz to 10th harmonic of the fundamental.

Peak readings were taken in three (3) orthogonal planes and the highest readings.

Measurements were made by Worldwide Testing Services(Taiwan) Co., Ltd. at the registered open field test site located at No.5-1, Lishui, Shuang Sing Village, Wanli Dist., New Taipei City 207, Taiwan (R.O.C.). The Registration Number: 930600.

When an emission was found, the table was rotated to produce the maximum signal strength. At this point, the antenna was raised and lowered from 1m to 4m. The antenna was placed in both the horizontal and vertical planes.

ANSI STANDARD C63.4-2009 10.2.7: Any measurements that utilize special test software shall be indicated and referenced in the test report. During testing, test software 'EZ EMC' was used for setting up different operation modes.



Registration number: W6M21604-15784-C-9
FCC ID: IPH-02963

3 Test results (enclosure)

Test case	Para. Number	Required	Test passed	Test failed
Peak Output Power	15.249 (a)	<input checked="" type="checkbox"/>	<input checked="" type="checkbox"/>	<input type="checkbox"/>
Spurious Emissions radiated – Transmitter operating	15.249 (e)	<input checked="" type="checkbox"/>	<input checked="" type="checkbox"/>	<input type="checkbox"/>
Spurious Emissions conducted – Transmitter operating	15.249 (e)	<input type="checkbox"/>	<input type="checkbox"/>	<input type="checkbox"/>
Radiated Emission from Digital Part	15.109	<input type="checkbox"/>	<input type="checkbox"/>	<input type="checkbox"/>
Out of Band Spurious Emission, Band edge-Transmitter operating	15.249 (e)	<input checked="" type="checkbox"/>	<input checked="" type="checkbox"/>	<input type="checkbox"/>
Power Line Conducted Emission	15.207	<input checked="" type="checkbox"/>	<input checked="" type="checkbox"/>	<input type="checkbox"/>

The following is intentionally left blank.

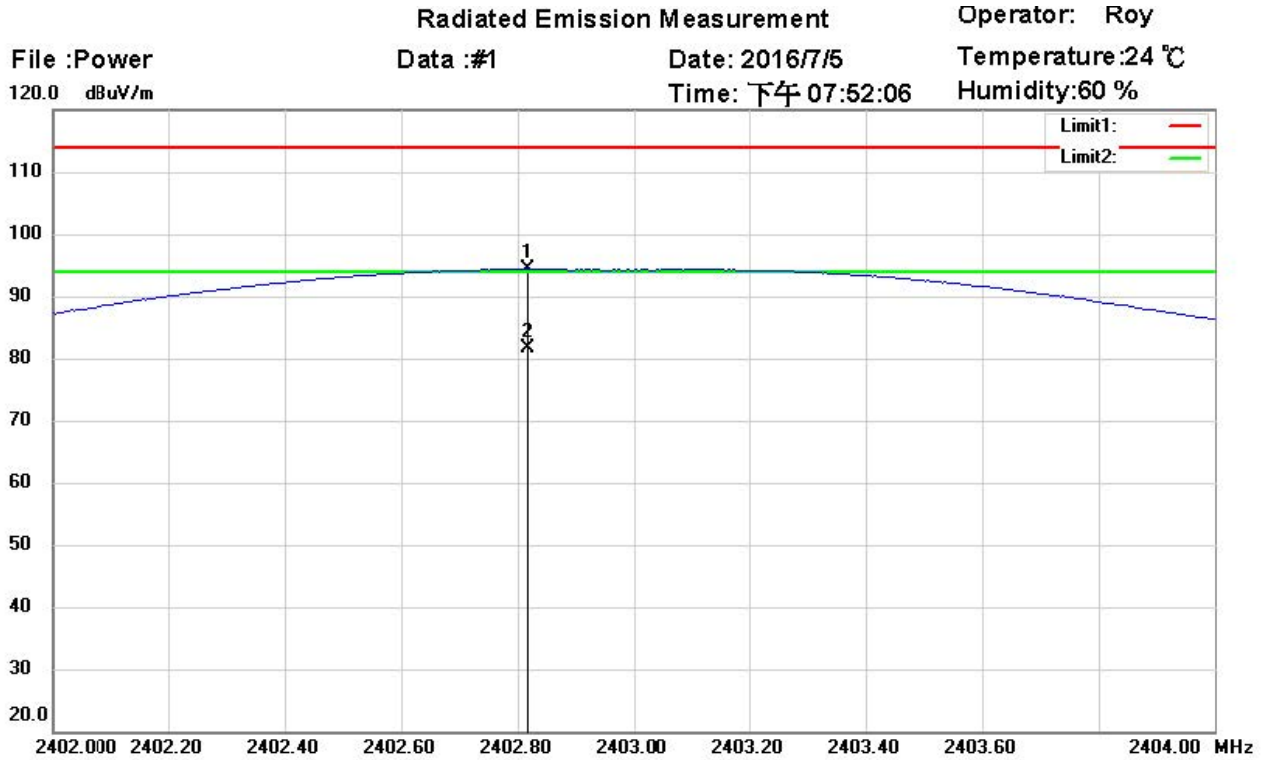


Registration number: W6M21604-15784-C-9
 FCC ID: IPH-02963

3.1 Peak Output Power (transmitter)

FCC Rule: 15.249 (b)


This measurement applies to equipment with an integral antenna and to equipment with an antenna connector and equipped with an antenna as declared by the applicant.



Site : Chamber
 Condition : FCC 15.249 power_PK
 EUT : W6M21604-15784
 M/N:
 Test Mode : 2403 MHz
 Note :

Polarization: *Horizontal*
 Power : 120 Va.c.
 Distance: 3m

Mk.	Frequency (MHz)	Reading (dBuV)	Detector	Corr. factor (dB/m)	Result (dBuV/m)	Limit (dBuV/m)	Ant.Pos (cm)	Tab.Pos (deg.)	Margin (dB)	Comment
	2402.814	55.92	peak	38.51	94.43	114.00	100	350	-19.57	
*	2402.814	43.17	AVG	38.51	81.68	94.00	100	350	-12.32	



Worldwide Testing Services(Taiwan) Co., Ltd.

Registration number: W6M21604-15784-C-9
 FCC ID: IPH-02963

Radiated Emission Measurement

Operator: Roy

File :Power
 120.0 dBuV/m

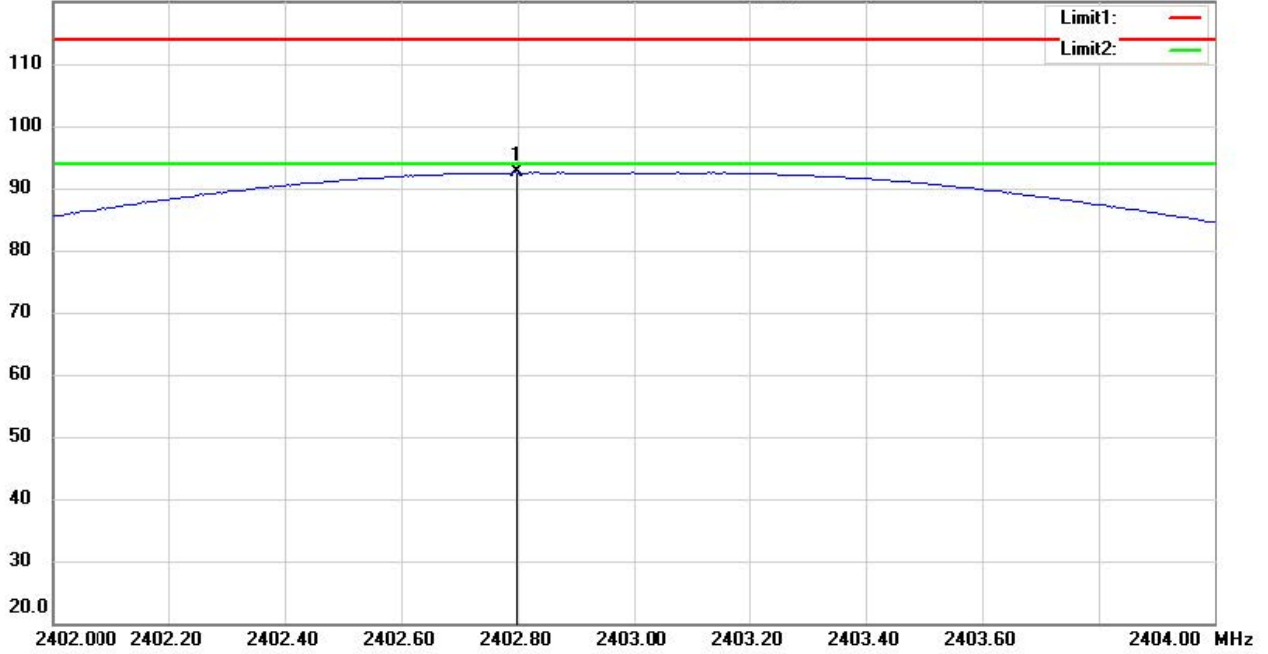
Data :#2

Date: 2016/7/5

Temperature:24 °C

Time: 下午 08:03:05

Humidity:60 %



Site : Chamber

Condition : FCC 15.249 power_PK

EUT : W6M21604-15784

M/N:

Test Mode : 2403 MHz


Note :

Polarization: *Vertical*

Power : 120 Va.c.

Distance: 3m

Mk.	Frequency (MHz)	Reading (dBuV)	Detector	Corr. factor (dB/m)	Result (dBuV/m)	Limit (dBuV/m)	Ant.Pos (cm)	Tab.Pos (deg.)	Margin (dB)	Comment
*	2402.794	54.07	peak	38.51	92.58	114.00	100	35	-21.42	



Worldwide Testing Services(Taiwan) Co., Ltd.

Registration number: W6M21604-15784-C-9
 FCC ID: IPH-02963

Radiated Emission Measurement

Operator: Roy

File :Power
 120.0 dBuV/m

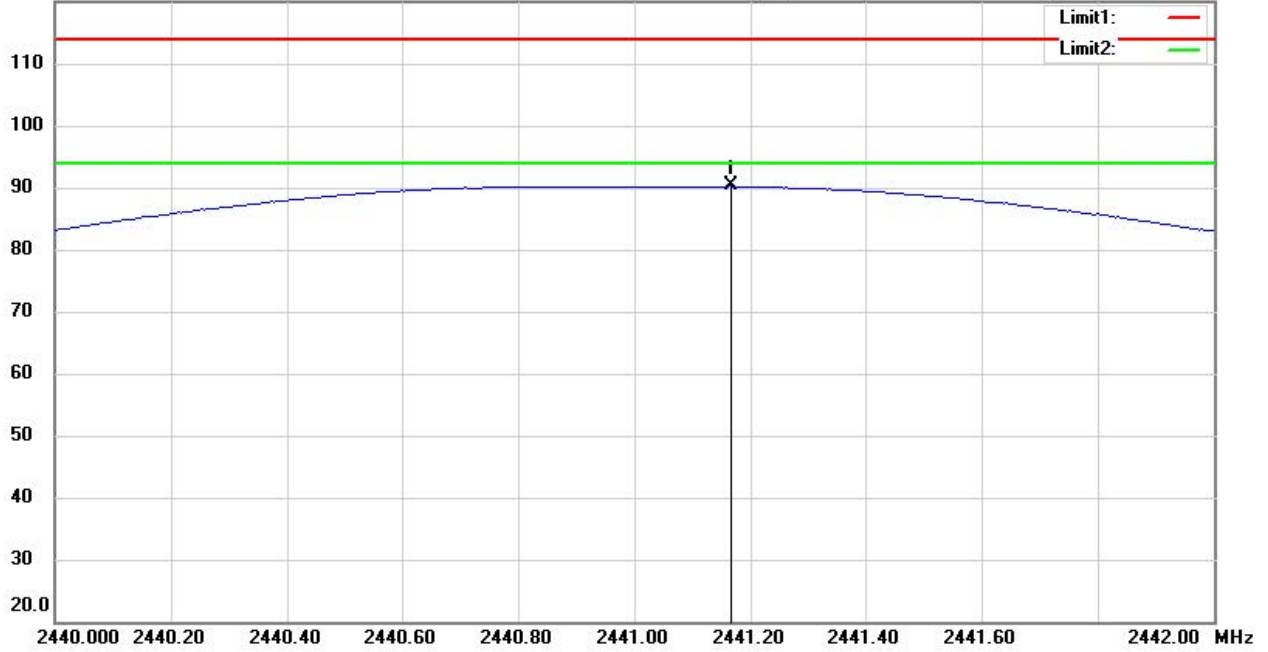
Data :#1

Date: 2016/7/6

Temperature:24 ℃

Time: 下午 07:33:57

Humidity:60 %



Site : Chamber

Condition : FCC 15.249 power_PK

EUT : W6M21604-15784

M/N:

Test Mode : 2441 MHz

Note :

Polarization: *Horizontal*

Power : 120 Va.c.

Distance: 3m

Mk.	Frequency (MHz)	Reading (dBuV)	Detector	Corr. factor (dB/m)	Result (dBuV/m)	Limit (dBuV/m)	Ant.Pos (cm)	Tab.Pos (deg.)	Margin (dB)	Comment
*	2441.166	51.63	peak	38.63	90.26	114.00	100	320	-23.74	



Worldwide Testing Services(Taiwan) Co., Ltd.

Registration number: W6M21604-15784-C-9
 FCC ID: IPH-02963

Radiated Emission Measurement

Operator: Roy

File :Power
 120.0 dBuV/m

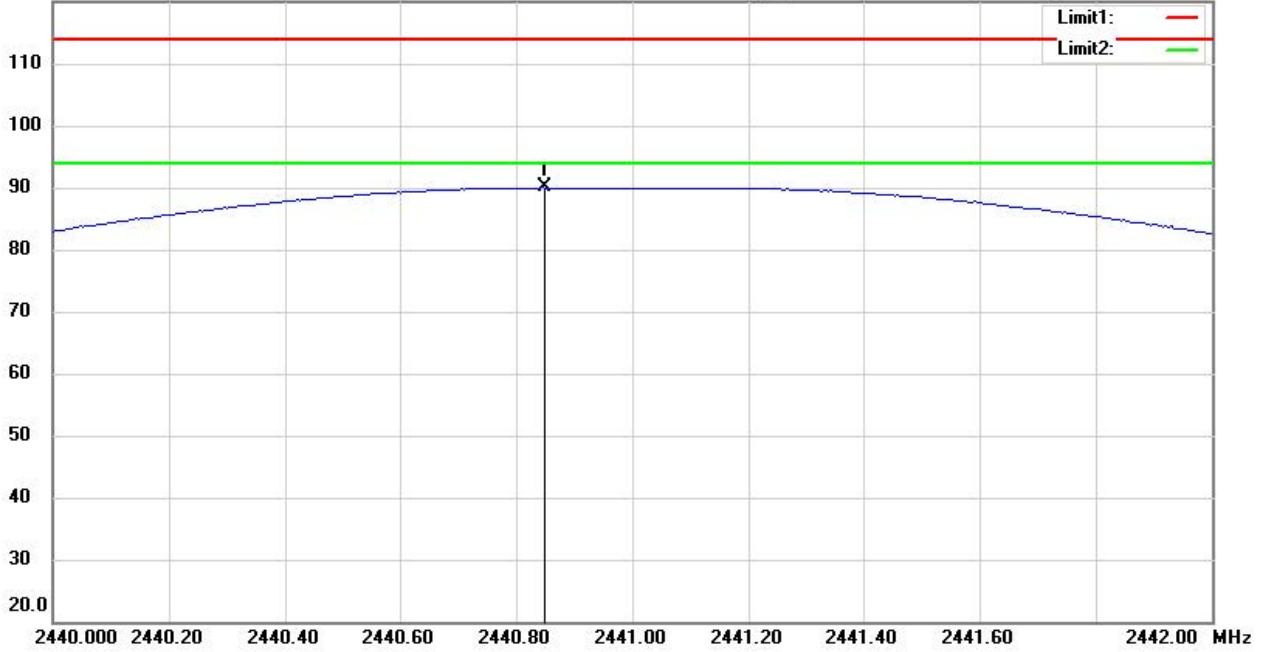
Data :#2

Date: 2016/7/6

Temperature:24 ℃

Time: 下午 07:40:38

Humidity:60 %



Site : Chamber

Condition : FCC 15.249 power_PK

Polarization: *Vertical*

EUT : W6M21604-15784

Power : 120 V.a.c.

M/N:

Distance: 3m

Test Mode : 2441 MHz

Note :

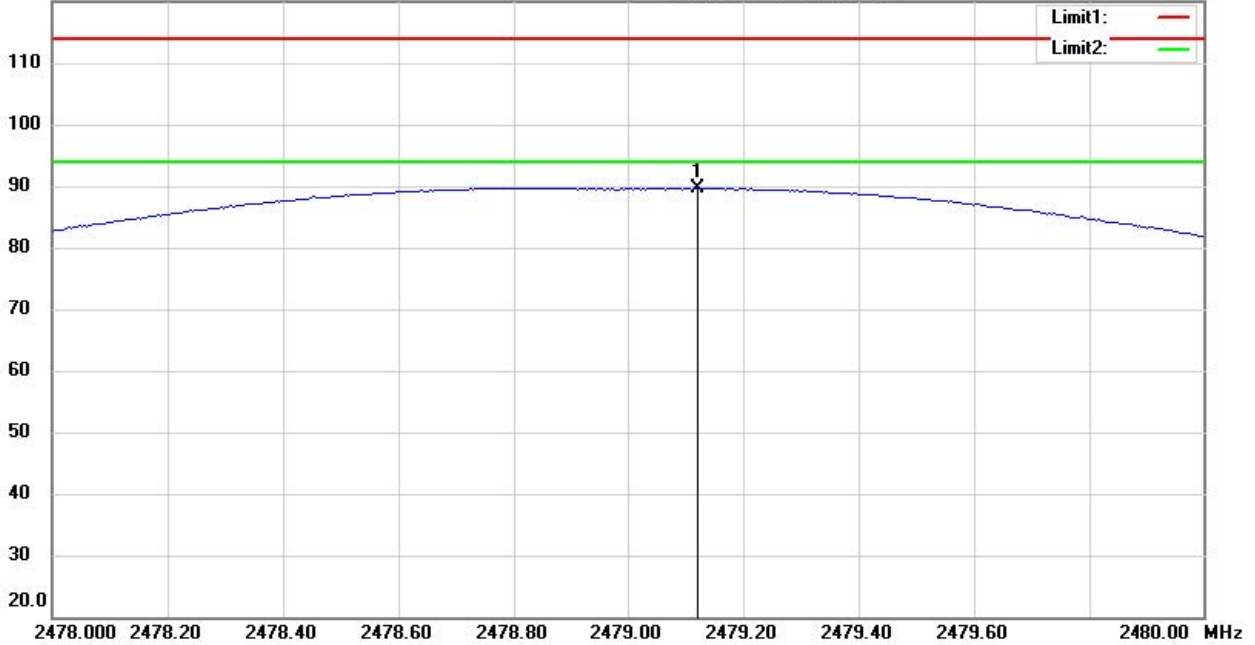
Mk.	Frequency (MHz)	Reading (dBuV)	Detector	Corr. factor (dB/m)	Result (dBuV/m)	Limit (dBuV/m)	Ant.Pos (cm)	Tab.Pos (deg.)	Margin (dB)	Comment
*	2440.846	51.40	peak	38.63	90.03	114.00	100	250	-23.97	



Worldwide Testing Services(Taiwan) Co., Ltd.

Registration number: W6M21604-15784-C-9
FCC ID: IPH-02963

Radiated Emission Measurement Operator: Roy
File :Power Data :#1 Date: 2016/7/5 Temperature:24 °C
120.0 dBuV/m Time: 下午 08:57:00 Humidity:60 %



Site : Chamber
Condition : FCC 15.249 power_PK Polarization: *Horizontal*
EUT : W6M21604-15784 Power : 120 Va.c.
M/N: Distance: 3m
Test Mode : 2479 MHz
Note :

Mk.	Frequency (MHz)	Reading (dBuV)	Detector	Corr. factor (dB/m)	Result (dBuV/m)	Limit (dBuV/m)	Ant.Pos (cm)	Tab.Pos (deg.)	Margin (dB)	Comment
*	2479.122	50.96	peak	38.75	89.71	114.00	100	55	-24.29	



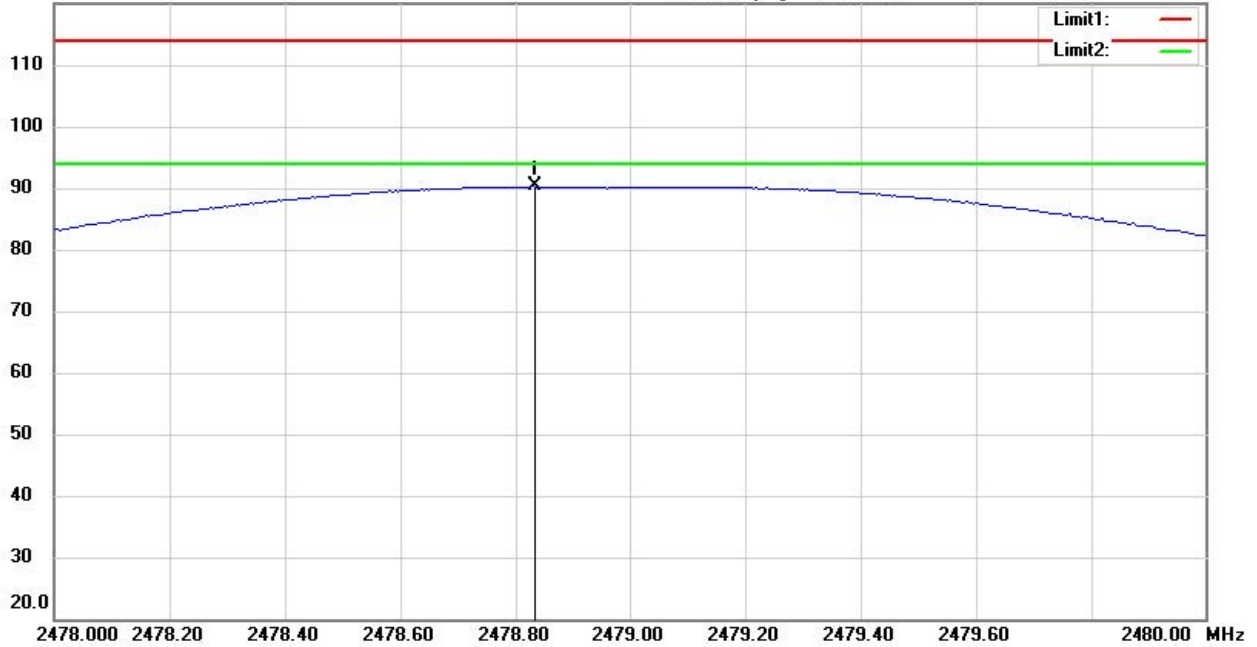
Worldwide Testing Services(Taiwan) Co., Ltd.

Registration number: W6M21604-15784-C-9
 FCC ID: IPH-02963

Radiated Emission Measurement

Operator: Roy
 Temperature: 24 °C
 Humidity: 60 %


File : Power Data : #2 Date: 2016/7/5
 120.0 dBuV/m Time: 下午 08:46:03



Site : Chamber
 Condition : FCC 15.249 power_PK Polarization: *Vertical*
 EUT : W6M21604-15784 Power : 120 Va.c.
 M/N: Distance: 3m
 Test Mode : 2479 MHz
 Note :

Mk.	Frequency (MHz)	Reading (dBuV)	Detector	Corr. factor (dB/m)	Result (dBuV/m)	Limit (dBuV/m)	Ant.Pos (cm)	Tab.Pos (deg.)	Margin (dB)	Comment
*	2478.830	51.54	peak	38.75	90.29	114.00	100	270	-23.71	

Test equipment used: ETSTW-RE 004, ETSTW-RE 030, ETSTW-RE 044



Registration number: W6M21604-15784-C-9

FCC ID: IPH-02963

3.2 Equivalent isotropic radiated power

Because using an permanent antenna there are no deviations from the radiated test results according 3.1.

3.3 RF Exposure Compliance Requirements

Not applicable for this EUT for the low power level.

3.4 Out of Band Radiated Emissions

FCC Rule: 15.249 (d)(e), 15.35(b)

Emissions radiated outside of the specified frequency bands, except for harmonics, shall be attenuated by at least 50 dB below the level of the fundamental or to the general radiated emission limits in Section 15.209, whichever is the lesser attenuation.

For frequency above 1000 MHz, the field strength limits are based on average limits. However, the peak field strength of any emission shall not exceed the maximum permitted average limits specified above by more than 20 dB under any condition of modulation. For point-to-point operation, the peak field strength shall not exceed 2500 millivolts/meter at 3 meters along the antenna azimuth.

Limits:


Frequency of Emission (MHz)	Field strength (microvolts/meter)	Field Strength (dB microvolts/meter)
30 - 88	100	40.0
88 - 216	150	43.5
216 - 960	200	46.5
Above 960	500	54.0

For frequencies above 1 GHz (Peak measurements).

Limit + 20 dB 54.0 dBμV/m + 20 dB= 74dBμV/m

Or Must be attenuated at least 50dB below the level of fundament

Test equipment used: ETSTW-RE 004, ETSTW-RE 111, ETSTW-RE 030, ETSTW-RE 044



Registration number: W6M21604-15784-C-9

FCC ID: IPH-02963

3.5 Spurious emission (tx)

Spurious emission was measured with modulation (declared by manufacturer).

Emissions radiated outside of the specified frequency bands, except for harmonics, shall be attenuated by at least 50 dB below the level of the fundamental or to the general radiated emission limits in Section 15.209, whichever is the lesser attenuation.

For frequencies above 1000 MHz, the field strength limits are based on average limits. However, the peak field strength of any emission shall not exceed the maximum permitted average limits specified above by more than 20 dB under any condition of modulation. For point-to-point operation, the peak field strength shall not exceed 2500 millivolts/meter at 3 meters along the antenna azimuth.

SAMPLE CALCULATION OF LIMIT. ALL results will be updated by an automatic measuring system in accordance with point 2.3.

The peak and average spurious emission plots was measured with the average limits. The critical peak value listed in the table agree with the above calculated limits.

Summary table with radiated data of the test plots


Model: A02963 Date: --
 Mode: -- Temperature: -- °C Engineer: --
 Polarization: -- Humidity: -- %

Frequency (MHz)	Reading (dBm) Peak	Factor (dB) Corr.	Result (dBm)	Limit (dBm)	Margin (dB)	Table Degree (Deg.)	Ant. High (cm)
--	--	--	--	--	--	--	--
--	--	--	--	--	--	--	--
--	--	--	--	--	--	--	--
--	--	--	--	--	--	--	--

- Note**
1. Correction Factor = Antenna factor + Cable loss - Preamplifier
 2. The formula of measured value as: Test Result = Reading + Correction Factor
 3. Detector function in the form : PK = Peak, QP = Quasi Peak, AV = Average
 4. All not in the table noted test results are more than 20 dB below the relevant limits.
 5. Measurement uncertainty for 3m measurement: 30-1000 MHz = ± 4.69 dB, 1-18 GHz = ± 4.78 dB, 18-40 GHz = ± 2.44 dB ; Reported uncertainties represent expanded uncertainties expressed at approximately the 95% confidence level using a coverage factor of k = 2.
 6. Up Line: PK Limit Line, Down Line: Ave Limit Line.
 7. See attached diagrams in appendix.

TEST RESULT (Transmitter): The unit DOES meet the FCC requirements.

Test equipment used: ETSTW-RE 004, ETSTW-RE 111, ETSTW-RE 030, ETSTW-RE 044, ETSTW-RE 088, ETSTW-RE 018



Registration number: W6M21604-15784-C-9

FCC ID: IPH-02963

3.6 Radiated Emissions from Digital Part

Summary table with radiated data of the test plots

Except for Class A digital devices, the field strength of radiated emissions from unintentional radiators at a distance of 3 meters shall not exceed the following values:

Frequency of Emission (MHz)	Field Strength (microvolts/meter)	Field Strength (dBmicrovolts/meter)
30 – 88	100	40.0
88 – 216	150	43.5
216 – 960	200	46.0
Above 960	500	54.0

Note

- 1. Correction Factor = Antenna factor + Cable loss - Preamplifier**
- 2. The formula of measured value as: Test Result = Reading + Correction Factor**
- 3. Detector function in the form : PK = Peak, QP = Quasi Peak, AV = Average**
- 4. All not in the table noted test results are more than 20 dB below the relevant limits.**
- 5. Measurement uncertainty for 3m measurement : 30-1000 MHz = ± 4.69 dB, 1-18 GHz = ± 4.78 dB, 18-40 GHz = ± 2.44 dB ; Reported uncertainties represent expanded uncertainties expressed at approximately the 95% confidence level using a coverage factor of k = 2.**

Test equipment used: ETSTW-RE 004, ETSTW-RE 111, ETSTW-RE 030,
ETSTW-RE 044

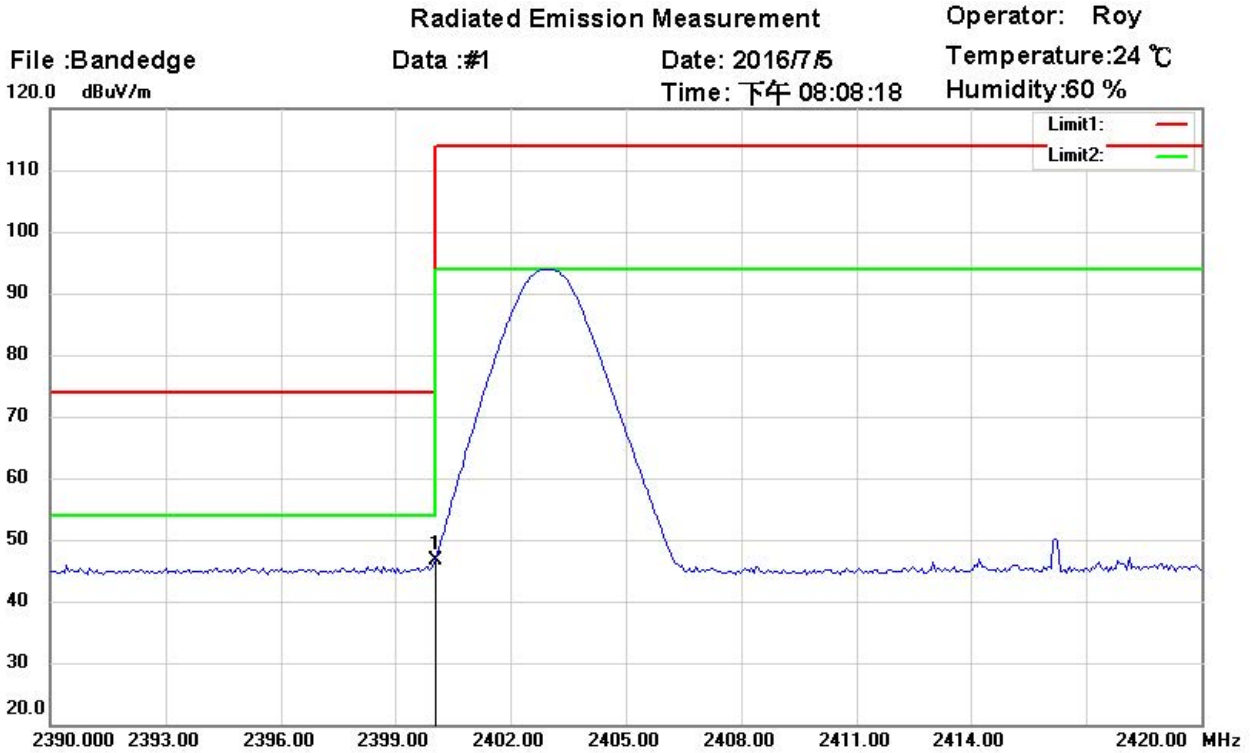
Explanation: The test results are listed in the separated test report no.: W6M21604-15784-P-15B.



Registration number: W6M21604-15784-C-9
 FCC ID: IPH-02963

3.7 Radiated Emission on the band edge

From the following plots, they show that the fundamental emissions are confined in the specified band and they are at least 50 dB below the carrier level at band edge (2400 and 2483.5 MHz). It meets the requirement of section 15.249(d).



Site : Chamber
 Condition : FCC 15.249 PK (Bandedge) Polarization: *Horizontal*
 EUT : W6M21604-15784 Power : 120 V.a.c.
 M/N:
 Test Mode : 2403MHz Distance: 3m
 Note :

Mk.	Frequency (MHz)	Reading (dBuV)	Detector	Corr. factor (dB/m)	Result (dBuV/m)	Limit (dBuV/m)	Ant.Pos (cm)	Tab.Pos (deg.)	Margin (dB)	Comment
*	2400.000	8.16	peak	38.50	46.66	74.00	100	75	-27.34	

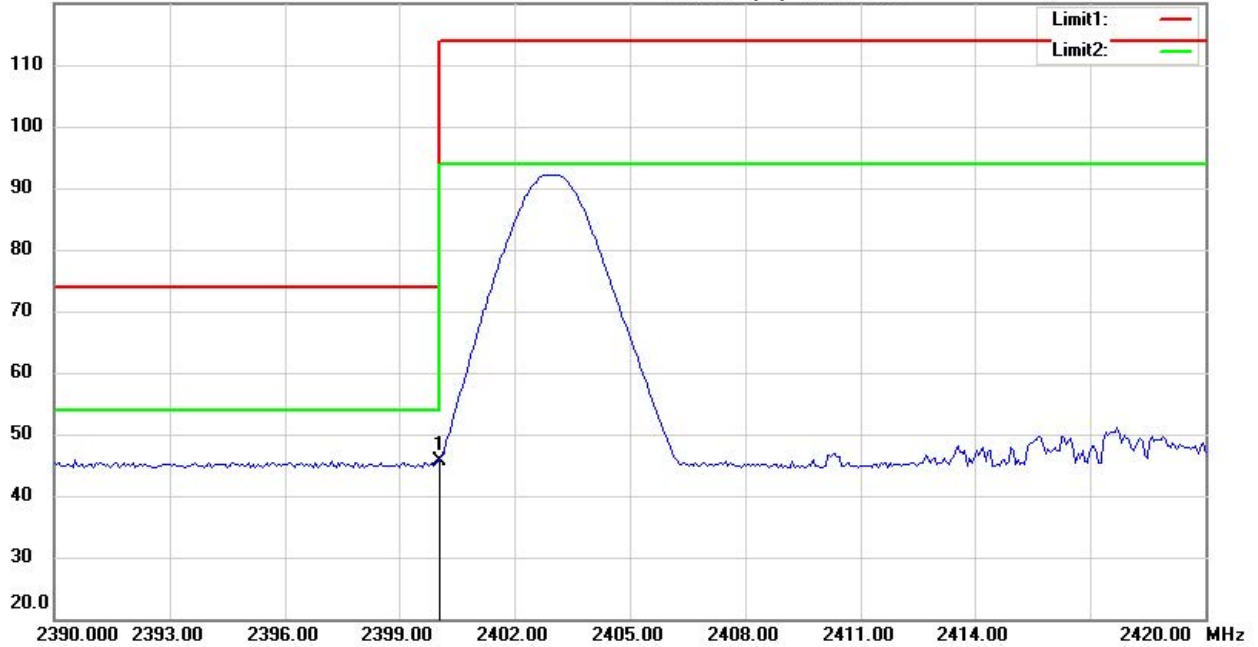


Worldwide Testing Services(Taiwan) Co., Ltd.

Registration number: W6M21604-15784-C-9
 FCC ID: IPH-02963

Radiated Emission Measurement

File :Bandedge Data :#2 Date: 2016/7/5 Operator: Roy
 120.0 dBuV/m Time: 下午 08:14:48 Temperature:24 °C
 Humidity:60 %



Site : Chamber

Condition : FCC 15.249 PK (Bandedge)

EUT : W6M21604-15784

M/N:

Test Mode : 2403MHz

Note :

Polarization: *Vertical*

Power : 120 V.a.c.

Distance: 3m

Mk.	Frequency (MHz)	Reading (dBuV)	Detector	Corr. factor (dB/m)	Result (dBuV/m)	Limit (dBuV/m)	Ant.Pos (cm)	Tab.Pos (deg.)	Margin (dB)	Comment
*	2400.000	7.16	peak	38.50	45.66	74.00	100	150	-28.34	

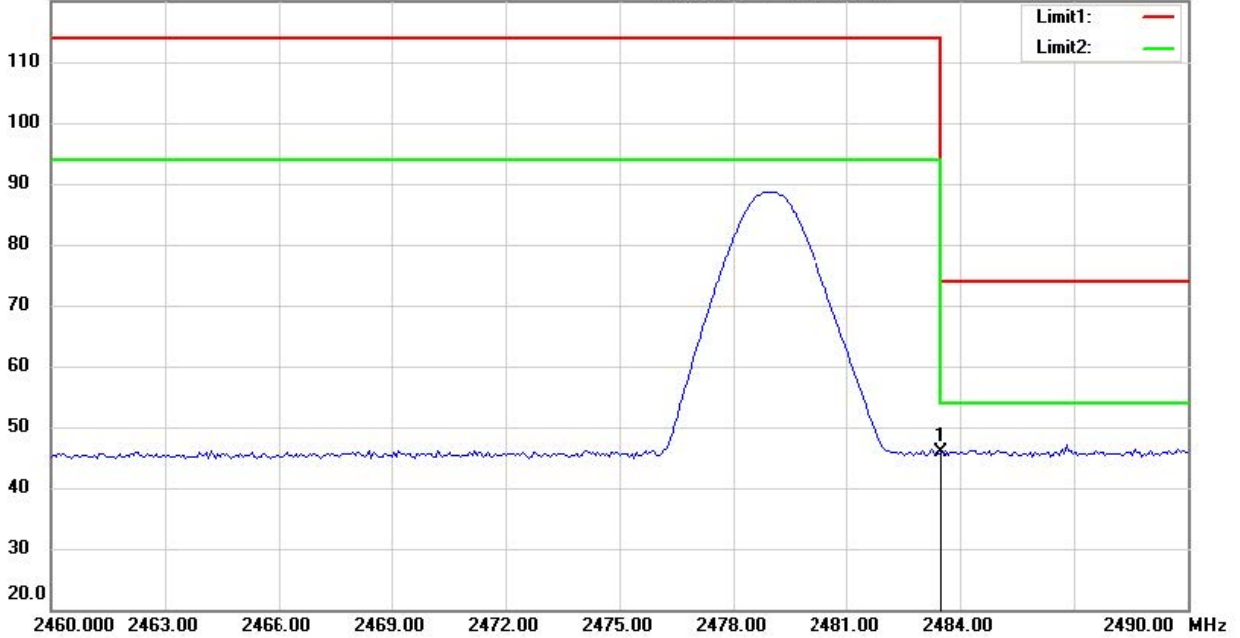


Worldwide Testing Services(Taiwan) Co., Ltd.

Registration number: W6M21604-15784-C-9
 FCC ID: IPH-02963


Radiated Emission Measurement

File :Bandedge Data :#1 Date: 2016/7/5 Operator: Roy
 120.0 dBuV/m Time: 下午 09:06:57 Temperature:24 °C
 Humidity:60 %



Site : Chamber
 Condition : FCC 15.249 PK (Bandedge) Polarization: *Horizontal*
 EUT : W6M21604-15784 Power : 120 Va.c.
 M/N:
 Test Mode : 2479MHz Distance: 3m
 Note :

Mk.	Frequency (MHz)	Reading (dBuV)	Detector	Corr. factor (dB/m)	Result (dBuV/m)	Limit (dBuV/m)	Ant.Pos (cm)	Tab.Pos (deg.)	Margin (dB)	Comment
*	2483.500	7.18	peak	38.77	45.95	74.00	100	185	-28.05	

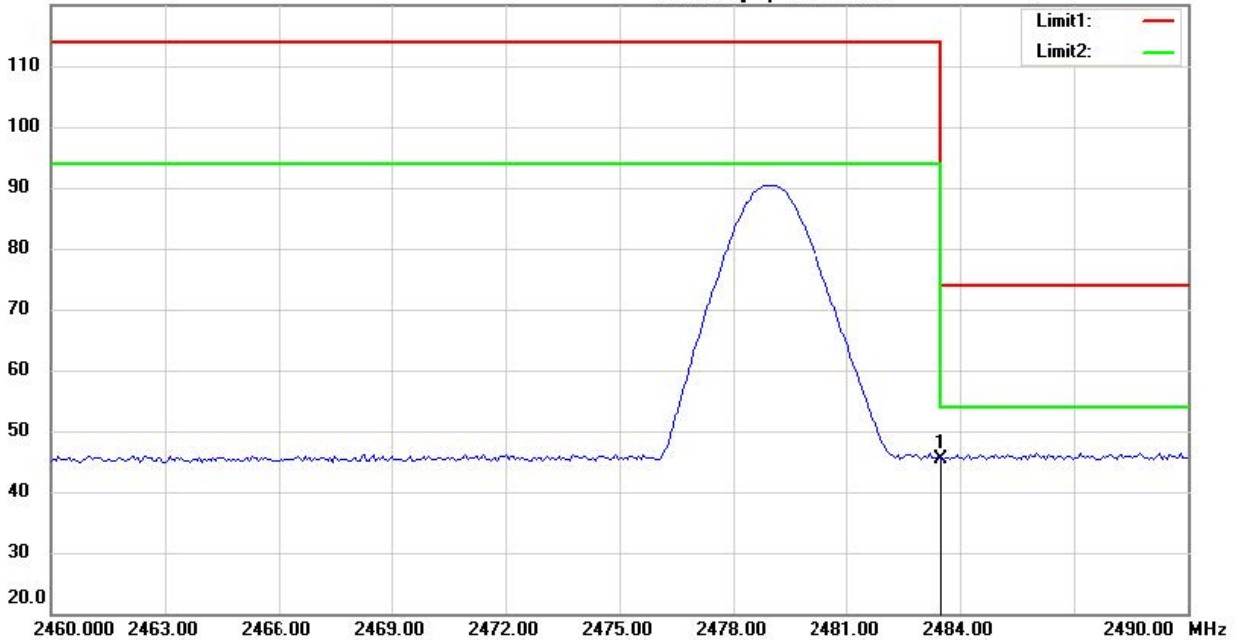


Worldwide Testing Services(Taiwan) Co., Ltd.

Registration number: W6M21604-15784-C-9
 FCC ID: IPH-02963

Radiated Emission Measurement

File :Bandedge Data :#2 Date: 2016/7/5 Operator: Roy
 120.0 dBuV/m Time: 下午 09:09:25 Temperature:24 °C
 Humidity:60 %




Site : Chamber
 Condition : FCC 15.249 PK (Bandedge) Polarization: *Vertical*
 EUT : W6M21604-15784 Power : 120 Va.c.
 M/N:
 Test Mode : 2479MHz Distance: 3m
 Note :

Mk.	Frequency (MHz)	Reading (dBuV)	Detector	Corr. factor (dB/m)	Result (dBuV/m)	Limit (dBuV/m)	Ant.Pos (cm)	Tab.Pos (deg.)	Margin (dB)	Comment
*	2483.500	6.67	peak	38.77	45.44	74.00	100	240	-28.56	

Limit:

Frequency Range (MHz)	Limit (dBμV/m)	
	Peak	Average
902 – 928	114	94
2400 – 2483.5	74	54
5725 – 5875	74	54

Test equipment used: ETSTW-RE 004, ETSTW-RE 030, ETSTW-RE 044



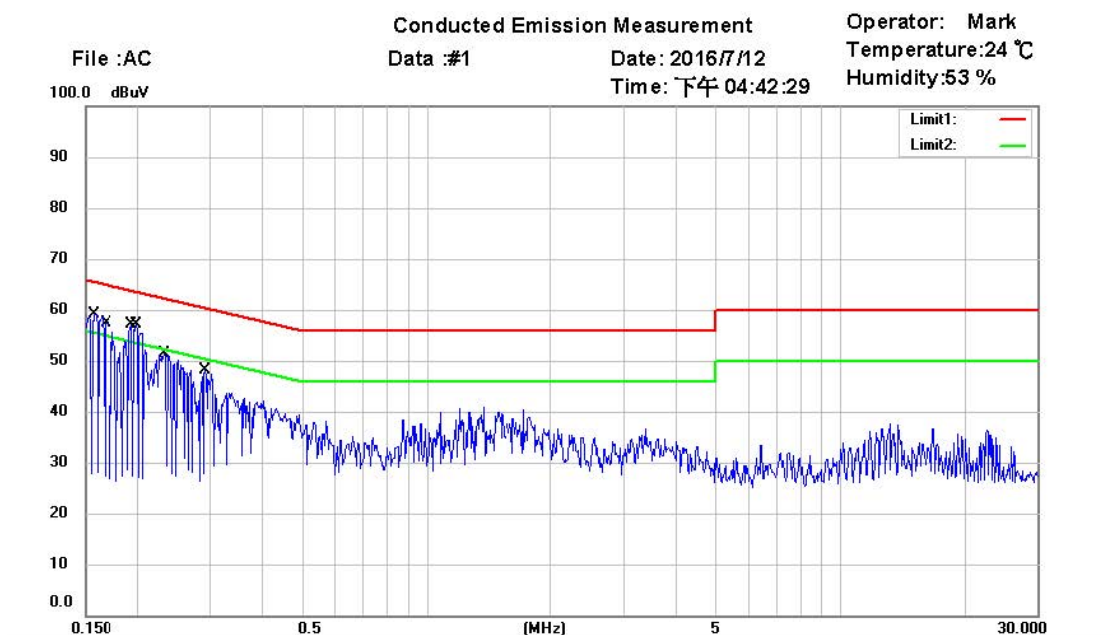
Registration number: W6M21604-15784-C-9

FCC ID: IPH-02963

3.8 Power Line Conducted Emission

For an intentional radiator which is designed to be connected to the public utility (AC) power line, the radio frequency voltage that is conducted back onto the AC line on any frequency or frequencies within the band 150 kHz to 30 MHz shall not exceed the limits in the table bellows with this provision shall be based on the measurement of the radio frequency voltage between each power line and ground at the power terminals.

This measurement was transact first with instrumentation using an average and peak detector and a 10 kHz bandwidth. If the peak detector achieves a calculated level, the measurement is repeated by an instrumentation using a quasi-peak detector.



Site : Chamber_03

Condition : FCC Part 15 Class B Conduction (QP)

Phase : N

EUT : W6M21604-15784


Power : 120 V.a.c.

M/N:

Test Mode :

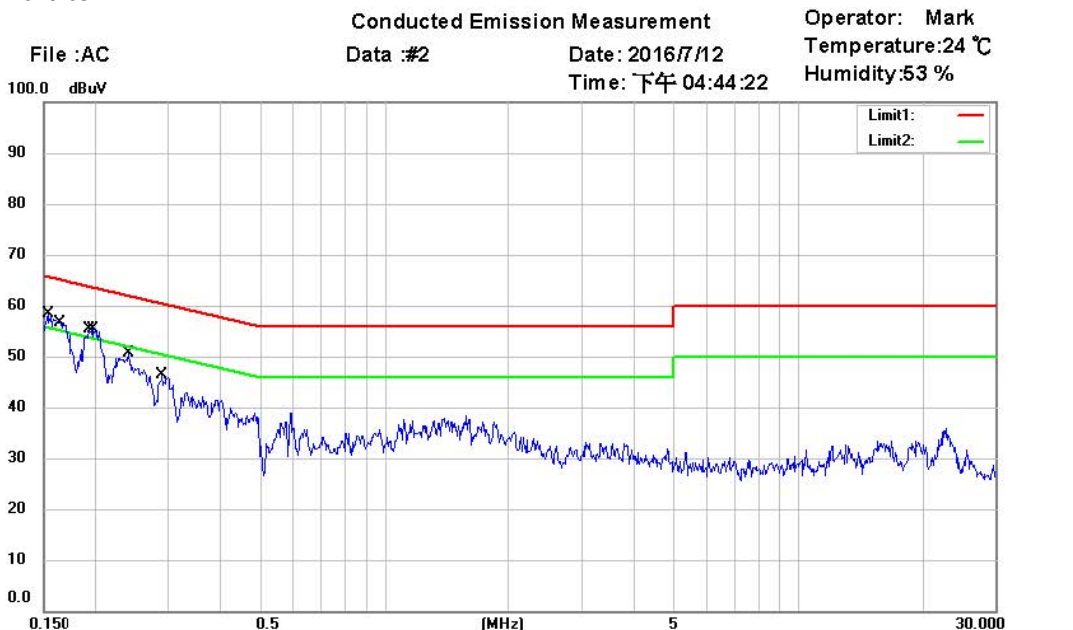
Note :

Mk.	Frequency (MHz)	Reading (dBuV)	Detector	Corrected factor(dB)	Result (dBuV)	Limit (dBuV)	Margin (dB)	Comment
*	0.1573	45.86	QP	9.74	55.60	65.61	-10.01	
	0.1573	27.78	AVG	9.74	37.52	55.61	-18.09	
	0.1680	43.00	QP	9.74	52.74	65.06	-12.32	
	0.1680	23.23	AVG	9.74	32.97	55.06	-22.09	
	0.1938	44.09	QP	9.73	53.82	63.87	-10.05	
	0.1938	24.59	AVG	9.73	34.32	53.87	-19.55	
	0.1988	43.73	QP	9.73	53.46	63.66	-10.20	
	0.1988	26.47	AVG	9.73	36.20	53.66	-17.46	
	0.2320	38.12	QP	9.73	47.85	62.38	-14.53	
	0.2320	20.39	AVG	9.73	30.12	52.38	-22.26	
	0.2915	33.90	QP	9.72	43.62	60.48	-16.86	
	0.2915	14.44	AVG	9.72	24.16	50.48	-26.32	



Worldwide Testing Services(Taiwan) Co., Ltd.

Registration number: W6M21604-15784-C-9
 FCC ID: IPH-02963



Site : Chamber_03
 Condition : FCC Part 15 Class B Conduction (QP) Phase: L1
 EUT : W6M21604-15784 Power : 120 V.a.c.
 M/N:
 Test Mode :
 Note :

Mk.	Frequency (MHz)	Reading (dBuV)	Detector	Corrected factor(dB)	Result (dBuV)	Limit (dBuV)	Margin (dB)	Comment
	0.1532	41.79	QP	9.74	51.53	65.82	-14.29	
	0.1532	22.89	AVG	9.74	32.63	55.82	-23.19	
*	0.1638	43.53	QP	9.74	53.27	65.27	-12.00	
	0.1638	25.19	AVG	9.74	34.93	55.27	-20.34	
	0.1931	41.91	QP	9.73	51.64	63.90	-12.26	
	0.1931	22.32	AVG	9.73	32.05	53.90	-21.85	
	0.1985	41.77	QP	9.73	51.50	63.67	-12.17	
	0.1985	24.79	AVG	9.73	34.52	53.67	-19.15	
	0.2408	34.63	QP	9.73	44.36	62.07	-17.71	
	0.2408	16.41	AVG	9.73	26.14	52.07	-25.93	
	0.2895	31.68	QP	9.72	41.40	60.54	-19.14	
	0.2895	11.91	AVG	9.72	21.63	50.54	-28.91	

- Note:**
- The formula of measured value as: Test Result = Reading + Correction Factor
 - The Correction Factor = Cable Loss + LISN Insertion Loss
 - Detector function in the form : PK = Peak, QP = Qusai Peak, AV = Average
 - All not in the table noted test results are more than 20 dB below the relevant limits.
 - Measurement uncertainty = ±1.14 dB; Reported uncertainties represent expanded uncertainties expressed at approximately the 95% confidence level using a coverage factor of k = 2.
 - Up Line: QP Limit Line, Down Line: Ave Limit Line.



Worldwide Testing Services(Taiwan) Co., Ltd.

Registration number: W6M21604-15784-C-9
FCC ID: IPH-02963

Limits:

Frequency of Emission (MHz)	Conducted Limit (dBuV)	
	Quasi Peak	Average
0.15-0.5	66 to 56	56 to 46
	56	46
	60	50

Test equipment used: ETSTW-CE 001, ETSTW-CE 016, ETSTW-CE 006, ETSTW-RE 045



Registration number: W6M21604-15784-C-9
FCC ID: IPH-02963

Appendix

Measurement diagrams

Spurious Emissions radiated_ANT+ mode



Radiated Emission Measurement

Operator: Roy

File :1

Data :#1

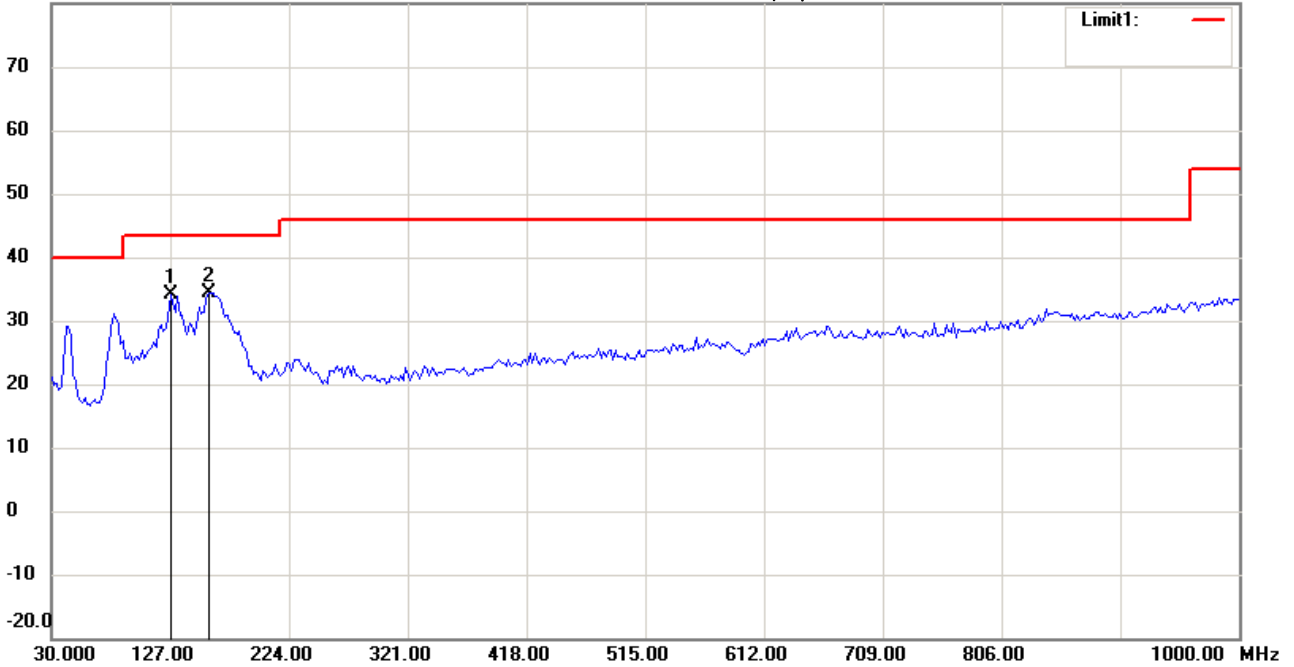
Date: 2016/7/4

Temperature:24 °C

80.0 dBuV/m

Time: 下午 08:31:21

Humidity:60 %



Site : Chamber

Condition : FCC_part 15 RE-Class C_30-1000MHz

Polarization: *Horizontal*

EUT : W6M21604-15784

Power : 120 Va.c.

M/N:

Distance: 3m

Test Mode : TX 2403MHz

Note :

Mk.	Frequency (MHz)	Reading (dBuV)	Detector	Corr. factor (dB/m)	Result (dBuV/m)	Limit (dBuV/m)	Ant.Pos (cm)	Tab.Pos (deg.)	Margin (dB)	Comment
	127.1944	40.32	peak	-6.19	34.13	43.50	100	100	-9.37	
*	158.2966	43.06	peak	-8.63	34.43	43.50	100	235	-9.07	



Radiated Emission Measurement

Operator: Roy

File :1

Data :#2

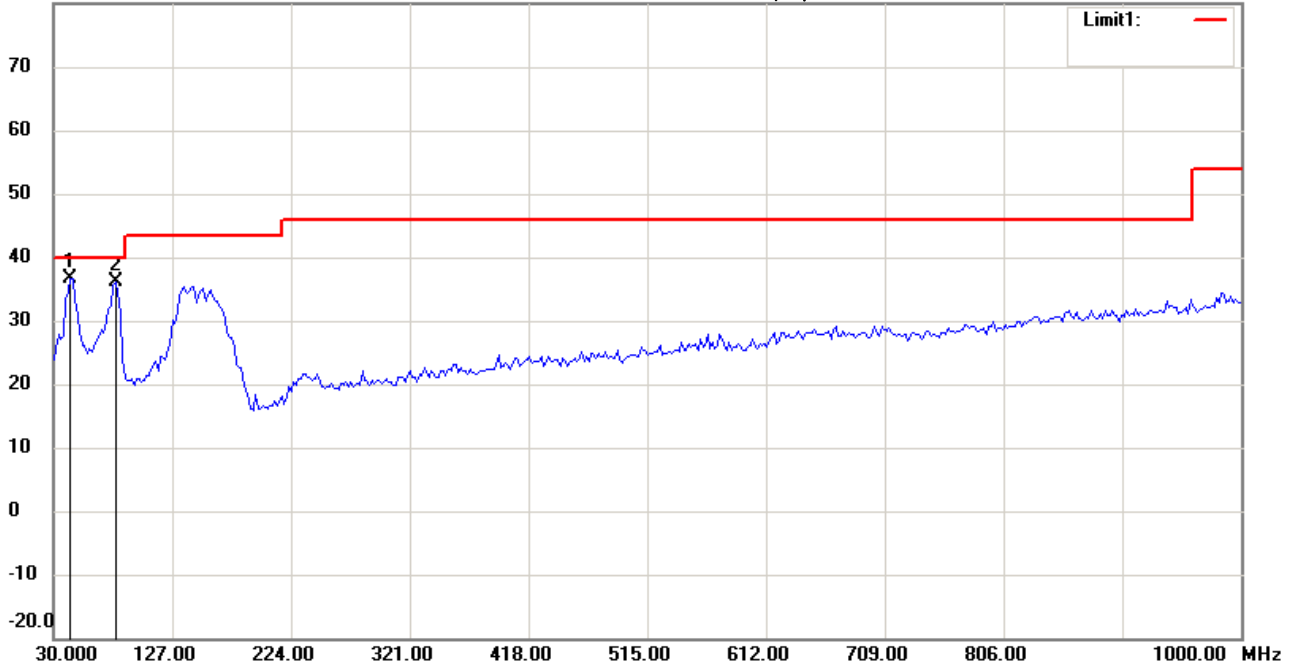
Date: 2016/7/4

Temperature:24 °C

80.0 dBuV/m

Time: 下午 08:32:06

Humidity:60 %



Site : Chamber

Condition : FCC_part 15 RE-Class C_30-1000MHz

EUT : W6M21604-15784

M/N:

Test Mode : TX 2403MHz

Note :

Polarization: *Vertical*

Power : 120 Va.c.

Distance: 3m

Mk.	Frequency (MHz)	Reading (dBuV)	Detector	Corr. factor (dB/m)	Result (dBuV/m)	Limit (dBuV/m)	Ant.Pos (cm)	Tab.Pos (deg.)	Margin (dB)	Comment
*	43.6072	45.16	peak	-8.49	36.67	40.00	100	330	-3.33	
	80.5411	49.12	peak	-13.07	36.05	40.00	100	160	-3.95	



Radiated Emission Measurement

Operator: Roy

File :3

Data :#1

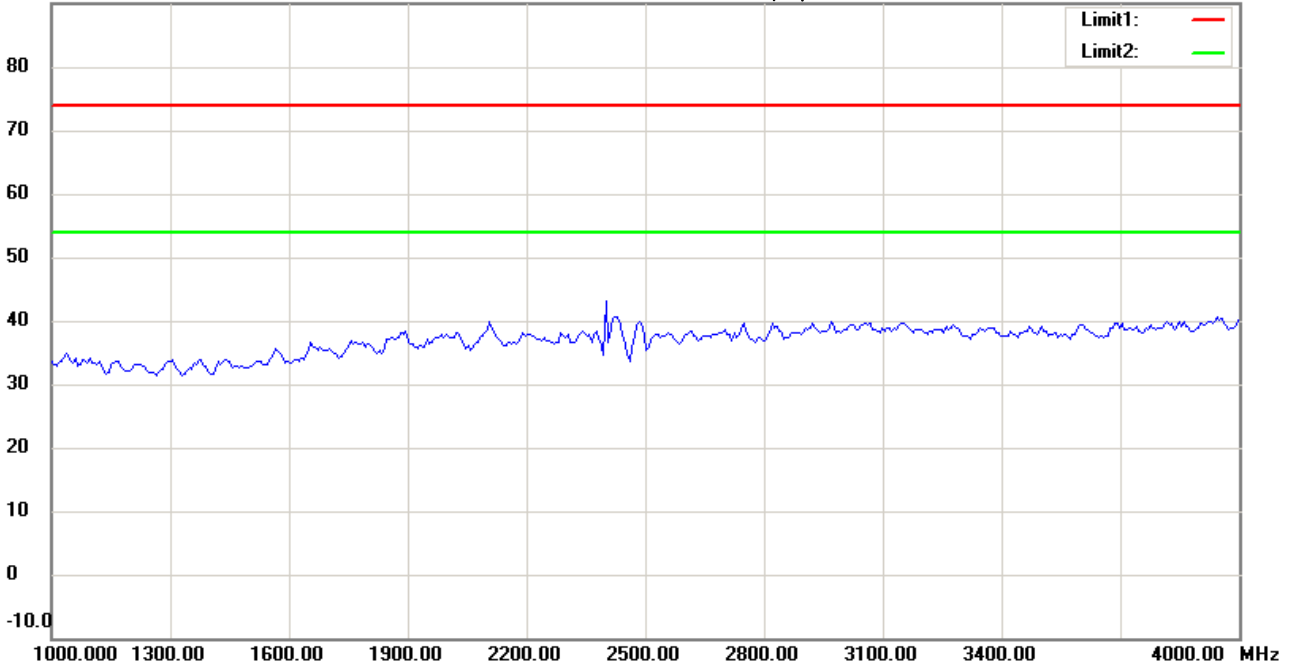
Date: 2016/7/5

Temperature:24 °C

90.0 dBuV/m

Time: 下午 07:36:50

Humidity:60 %



Site : Chamber

Condition : FCC_part 15 RE-Class C_Above 1GHz_PK

Polarization: *Horizontal*

EUT : W6M21604-15784

Power : 120 Va.c.

M/N:

Distance: 3m

Test Mode : TX 2403MHz

Note :

Mk.	Frequency (MHz)	Reading (dBuV)	Detector	Corr. factor (dB/m)	Result (dBuV/m)	Limit (dBuV/m)	Ant.Pos (cm)	Tab.Pos (deg.)	Margin (dB)	Comment
-----	-----------------	----------------	----------	---------------------	-----------------	----------------	--------------	----------------	-------------	---------



Radiated Emission Measurement

Operator: Roy

File :3

Data :#6

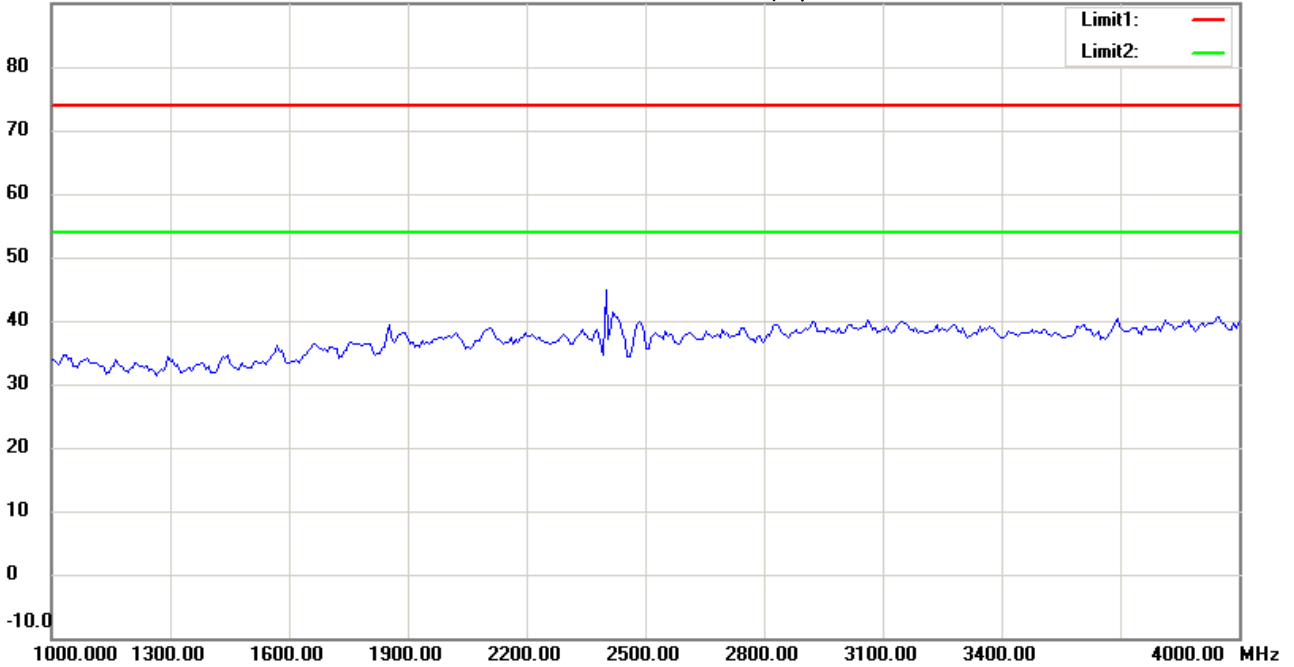
Date: 2016/7/5

Temperature:24 °C

90.0 dBuV/m

Time: 下午 07:39:41

Humidity:60 %



Site : Chamber

Condition : FCC_part 15 RE-Class C_Above 1GHz_PK

EUT : W6M21604-15784

M/N:

Test Mode : TX 2403MHz

Note :

Polarization: *Vertical*

Power : 120 V.a.c.

Distance: 3m

Mk.	Frequency (MHz)	Reading (dBuV)	Detector	Corr. factor (dB/m)	Result (dBuV/m)	Limit (dBuV/m)	Ant.Pos (cm)	Tab.Pos (deg.)	Margin (dB)	Comment
-----	-----------------	----------------	----------	---------------------	-----------------	----------------	--------------	----------------	-------------	---------



Radiated Emission Measurement

Operator: Roy

File :3

Data :#2

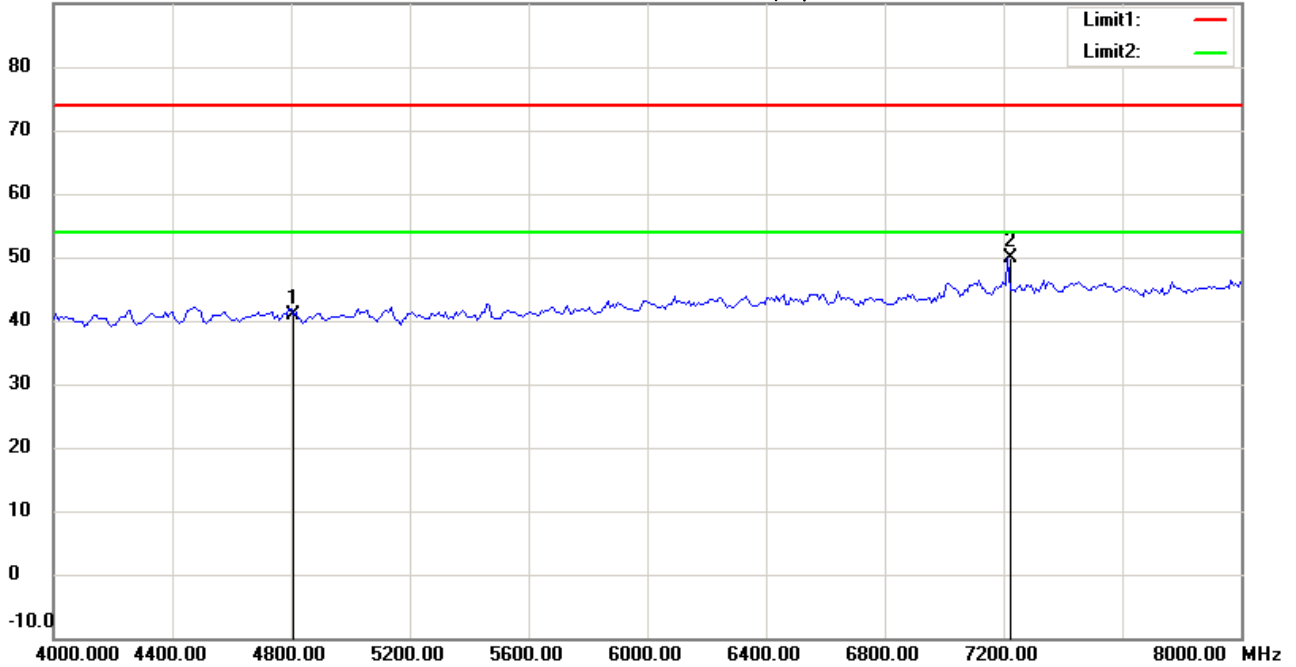
Date: 2016/7/5

Temperature:24 °C

90.0 dBuV/m

Time: 下午 07:37:35

Humidity:60 %



Site : Chamber

Condition : FCC_part 15 RE-Class C_Above 1GHz_PK

Polarization: *Horizontal*

EUT : W6M21604-15784

Power : 120 V.a.c.

M/N:

Distance: 3m

Test Mode : TX 2403MHz

Note :

Mk.	Frequency (MHz)	Reading (dBuV)	Detector	Corr. factor (dB/m)	Result (dBuV/m)	Limit (dBuV/m)	Ant.Pos (cm)	Tab.Pos (deg.)	Margin (dB)	Comment
	4806.000	41.57	peak	-0.59	40.98	74.00	100	190	-33.02	
*	7214.429	45.65	peak	4.27	49.92	74.00	100	100	-24.08	



Radiated Emission Measurement

Operator: Roy

File :3

Data :#7

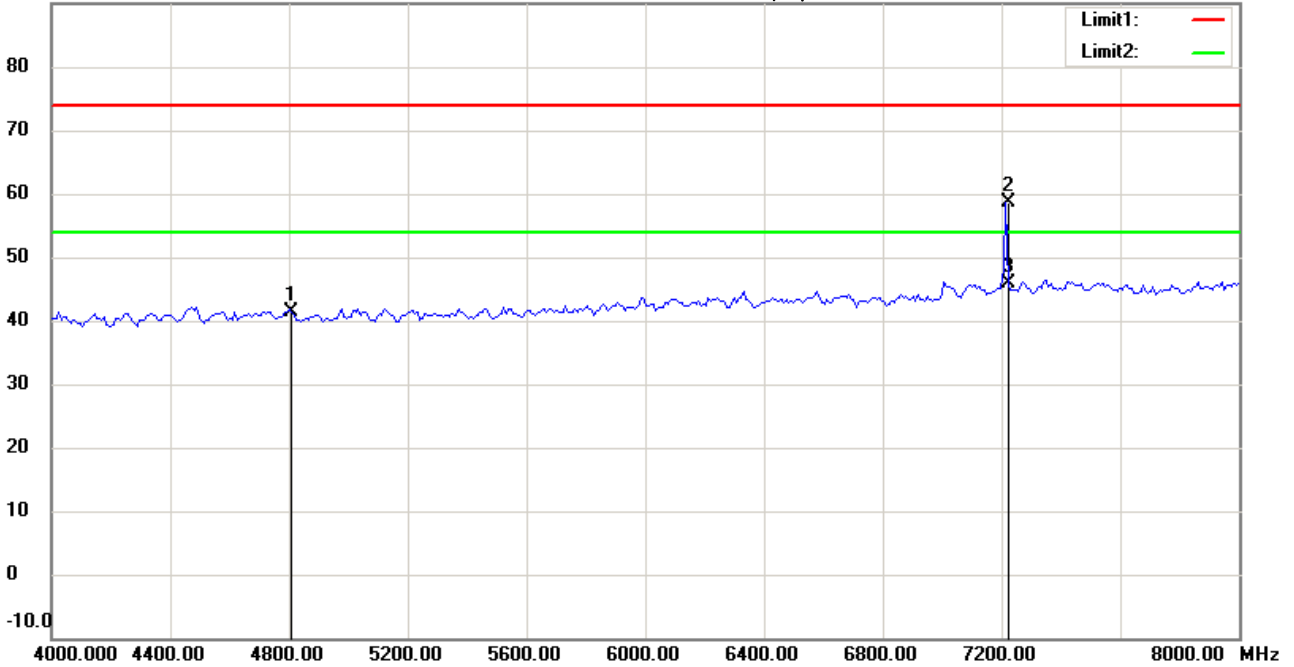
Date: 2016/7/5

Temperature:24 °C

90.0 dBuV/m

Time: 下午 07:40:26

Humidity:60 %



Site : Chamber

Condition : FCC_part 15 RE-Class C_Above 1GHz_PK

Polarization: *Vertical*

EUT : W6M21604-15784

Power : 120 V.a.c.

M/N:

Distance: 3m

Test Mode : TX 2403MHz

Note :

Mk.	Frequency (MHz)	Reading (dBuV)	Detector	Corr. factor (dB/m)	Result (dBuV/m)	Limit (dBuV/m)	Ant.Pos (cm)	Tab.Pos (deg.)	Margin (dB)	Comment
	4806.000	42.07	peak	-0.59	41.48	74.00	100	220	-32.52	
	7214.429	54.40	peak	4.27	58.67	74.00	100	125	-15.33	
*	7214.429	41.65	AVG	4.27	45.92	54.00	100	125	-8.08	



Radiated Emission Measurement

Operator: Roy

File :3

Data :#3

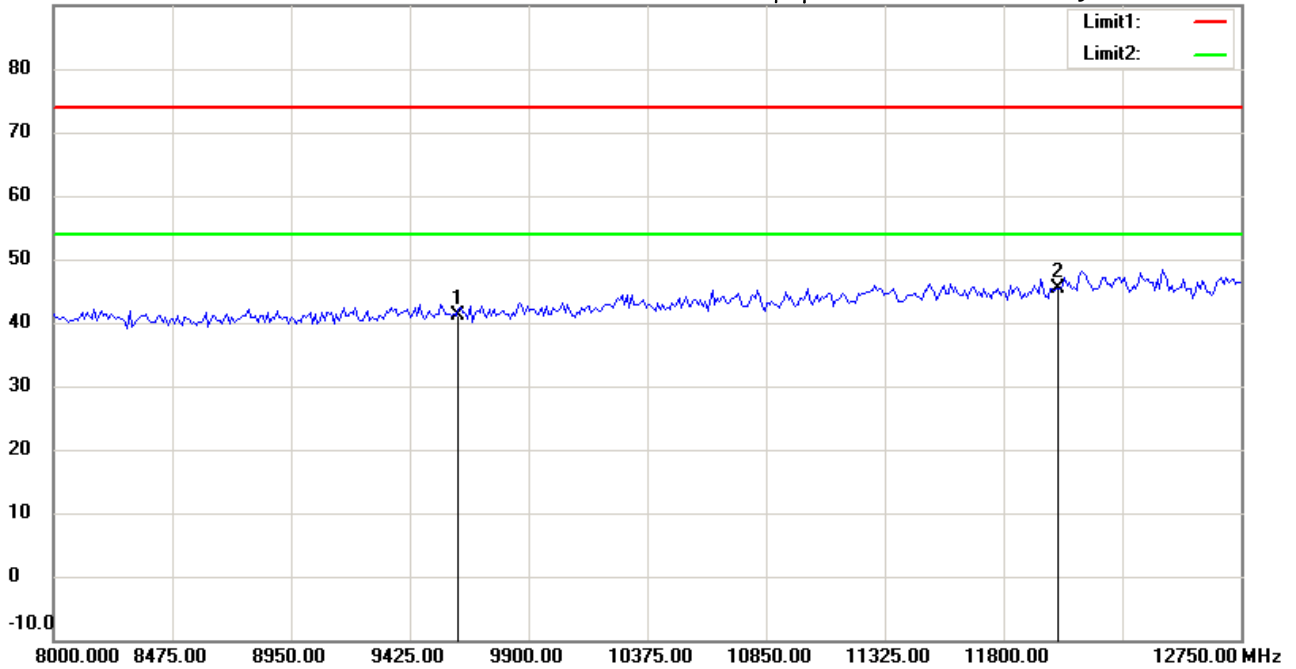
Date: 2016/7/5

Temperature:24 °C

90.0 dBuV/m

Time: 下午 07:37:48

Humidity:60 %



Site : Chamber

Condition : FCC_part 15 RE-Class C_Above 1GHz_PK

Polarization: *Horizontal*

EUT : W6M21604-15784

Power : 120 V.a.c.

M/N:

Distance: 3m

Test Mode : TX 2403MHz

Note :

Mk.	Frequency (MHz)	Reading (dBuV)	Detector	Corr. factor (dB/m)	Result (dBuV/m)	Limit (dBuV/m)	Ant.Pos (cm)	Tab.Pos (deg.)	Margin (dB)	Comment
	9612.000	33.61	peak	7.58	41.19	74.00	100	65	-32.81	
*	12015.000	32.92	peak	12.54	45.46	74.00	100	170	-28.54	



Radiated Emission Measurement

Operator: Roy

File :3

Data :#8

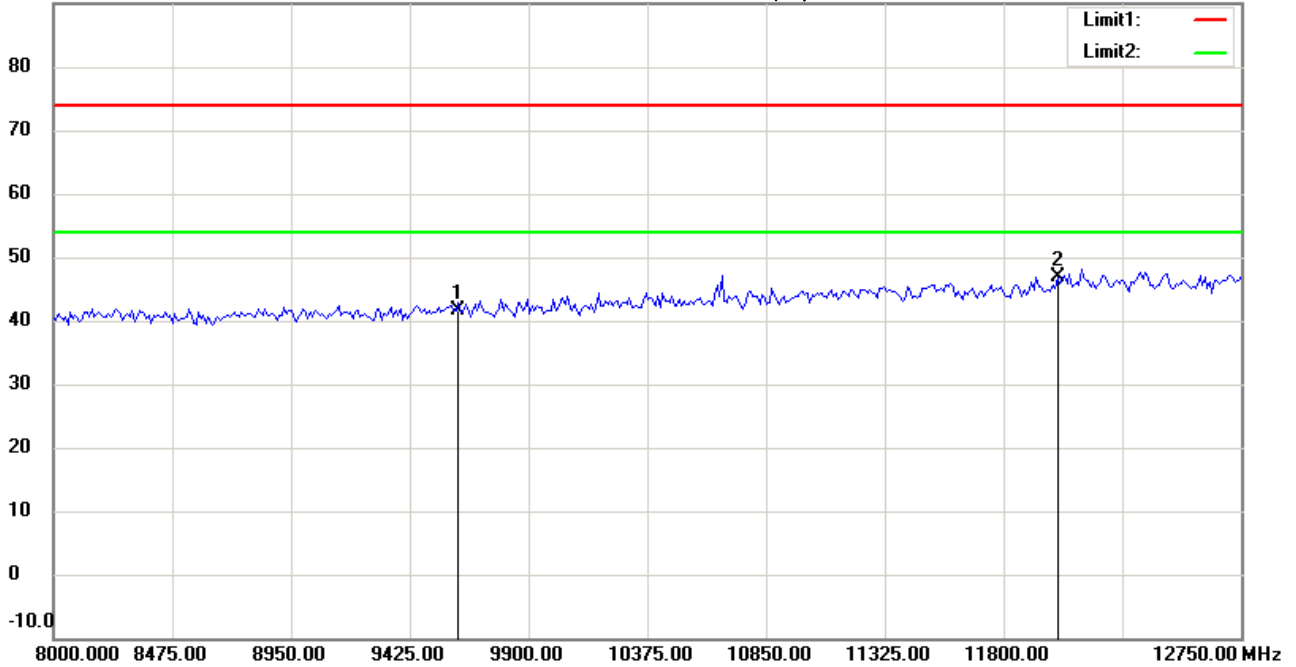
Date: 2016/7/5

Temperature:24 °C

90.0 dBuV/m

Time: 下午 07:40:39

Humidity:60 %



Site : Chamber

Condition : FCC_part 15 RE-Class C_Above 1GHz_PK

Polarization: *Vertical*

EUT : W6M21604-15784

Power : 120 V.a.c.

M/N:

Distance: 3m

Test Mode : TX 2403MHz

Note :

Mk.	Frequency (MHz)	Reading (dBuV)	Detector	Corr. factor (dB/m)	Result (dBuV/m)	Limit (dBuV/m)	Ant.Pos (cm)	Tab.Pos (deg.)	Margin (dB)	Comment
	9612.000	34.17	peak	7.58	41.75	74.00	100	155	-32.25	
*	12015.000	34.33	peak	12.54	46.87	74.00	100	240	-27.13	



Radiated Emission Measurement

Operator: Roy

File :3

Data :#4

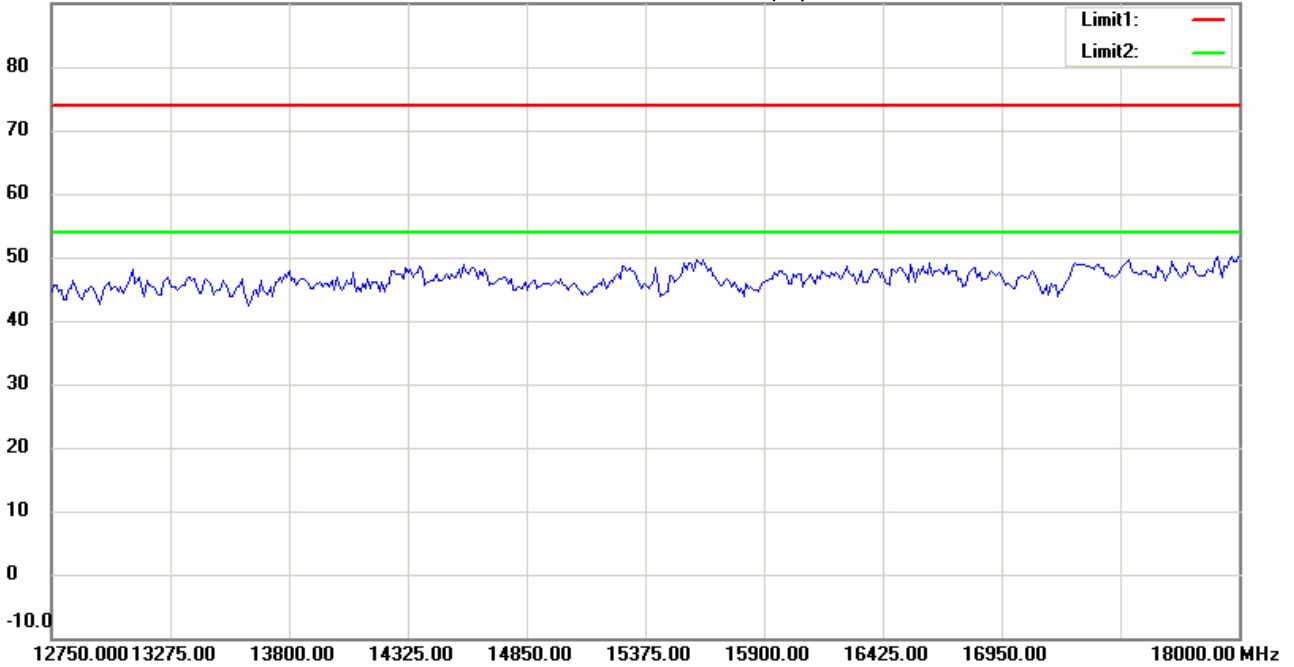
Date: 2016/7/5

Temperature:24 °C

90.0 dBuV/m

Time: 下午 07:38:45

Humidity:60 %



Site : Chamber

Condition : FCC_part 15 RE-Class C_Above 1GHz_PK

EUT : W6M21604-15784

M/N:

Test Mode : TX 2403MHz

Note :

Polarization: *Horizontal*

Power : 120 V.a.c.

Distance: 3m

Mk.	Frequency (MHz)	Reading (dBuV)	Detector	Corr. factor (dB/m)	Result (dBuV/m)	Limit (dBuV/m)	Ant.Pos (cm)	Tab.Pos (deg.)	Margin (dB)	Comment
-----	-----------------	----------------	----------	---------------------	-----------------	----------------	--------------	----------------	-------------	---------



Radiated Emission Measurement

Operator: Roy

File :3

Data :#9

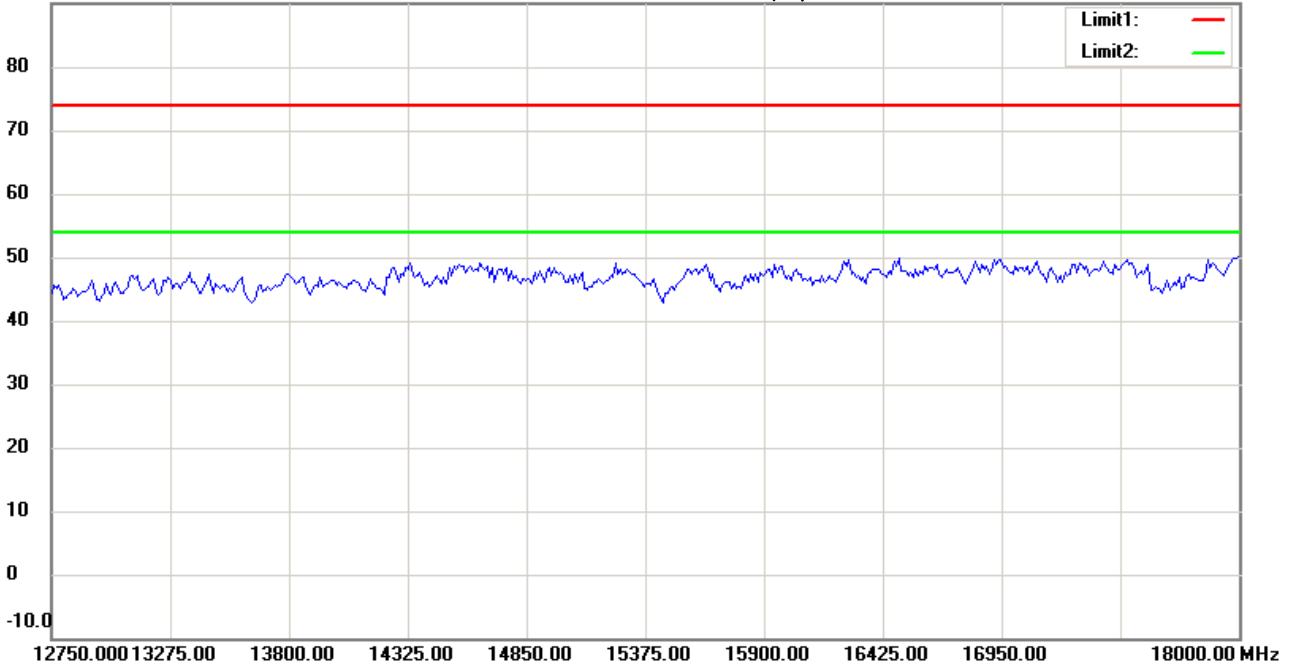
Date: 2016/7/5

Temperature:24 °C

90.0 dBuV/m

Time: 下午 07:41:40

Humidity:60 %



Site : Chamber

Condition : FCC_part 15 RE-Class C_Above 1GHz_PK

Polarization: *Vertical*

EUT : W6M21604-15784

Power : 120 Va.c.

M/N:

Distance: 3m

Test Mode : TX 2403MHz

Note :

Mk.	Frequency (MHz)	Reading (dBuV)	Detector	Corr. factor (dB/m)	Result (dBuV/m)	Limit (dBuV/m)	Ant.Pos (cm)	Tab.Pos (deg.)	Margin (dB)	Comment
-----	-----------------	----------------	----------	---------------------	-----------------	----------------	--------------	----------------	-------------	---------



Radiated Emission Measurement

Operator: Roy

File :3

Data :#5

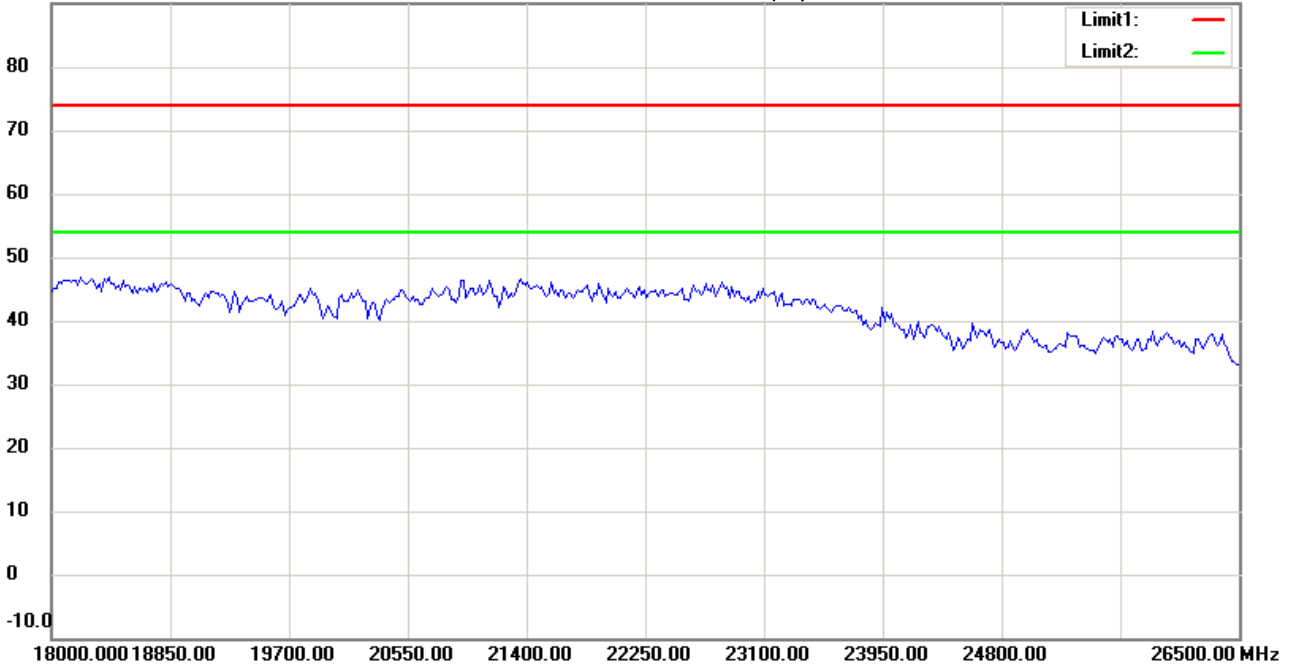
Date: 2016/7/5

Temperature:24 °C

90.0 dBuV/m

Time: 下午 07:38:55

Humidity:60 %



Site : Chamber

Condition : FCC_part 15 RE-Class C_Above 1GHz_PK

EUT : W6M21604-15784

M/N:

Test Mode : TX 2403MHz

Note :

Polarization: *Horizontal*

Power : 120 Va.c.

Distance: 3m

Mk.	Frequency (MHz)	Reading (dBuV)	Detector	Corr. factor (dB/m)	Result (dBuV/m)	Limit (dBuV/m)	Ant.Pos (cm)	Tab.Pos (deg.)	Margin (dB)	Comment
-----	-----------------	----------------	----------	---------------------	-----------------	----------------	--------------	----------------	-------------	---------



Radiated Emission Measurement

Operator: Roy

File :3

Data :#10

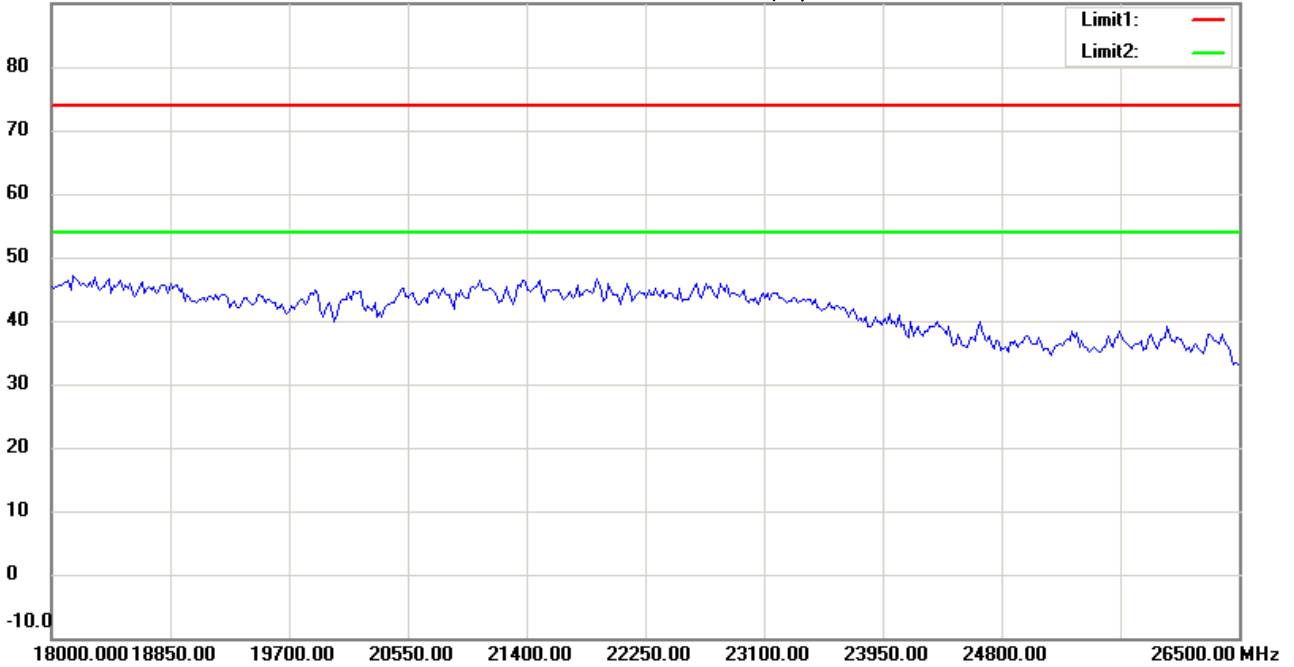
Date: 2016/7/5

Temperature:24 °C

90.0 dBuV/m

Time: 下午 07:41:50

Humidity:60 %



Site : Chamber

Condition : FCC_part 15 RE-Class C_Above 1GHz_PK

EUT : W6M21604-15784

M/N:

Test Mode : TX 2403MHz

Note :

Polarization: *Vertical*

Power : 120 Va.c.

Distance: 3m

Mk.	Frequency (MHz)	Reading (dBuV)	Detector	Corr. factor (dB/m)	Result (dBuV/m)	Limit (dBuV/m)	Ant.Pos (cm)	Tab.Pos (deg.)	Margin (dB)	Comment
-----	-----------------	----------------	----------	---------------------	-----------------	----------------	--------------	----------------	-------------	---------



Radiated Emission Measurement

Operator: Roy

File :1

Data :#1

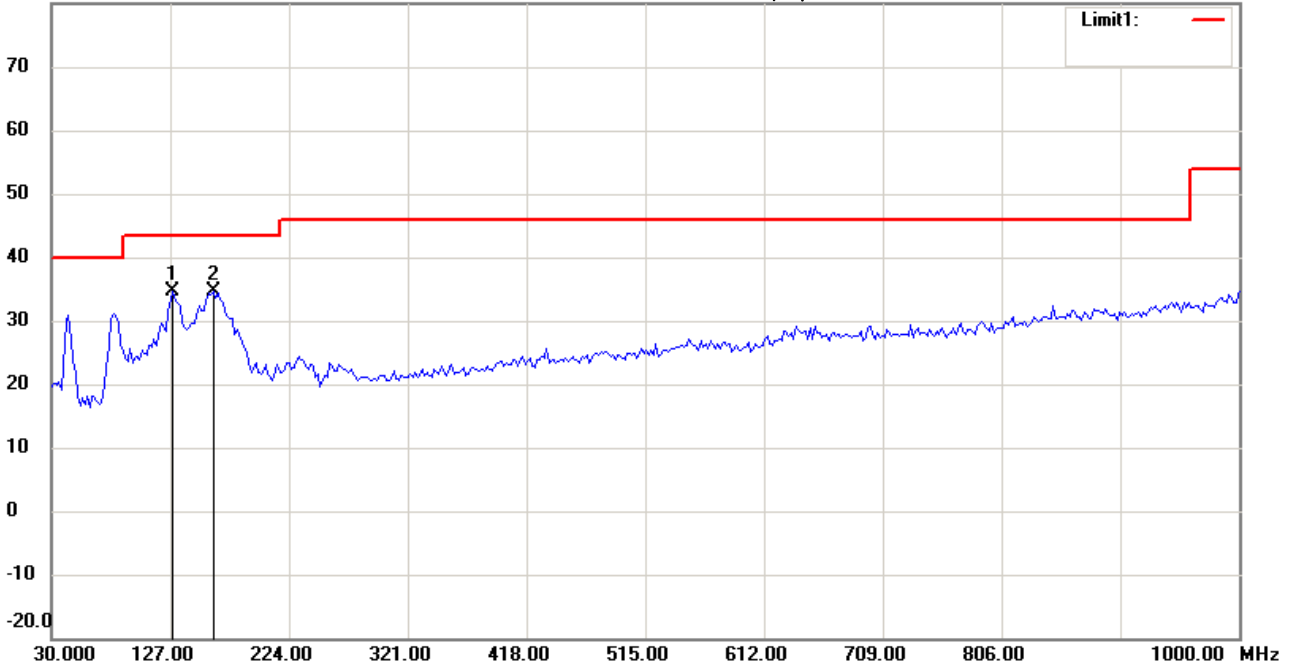
Date: 2016/7/4

Temperature:24 °C

80.0 dBuV/m

Time: 下午 08:26:53

Humidity:60 %



Site : Chamber

Condition : FCC_part 15 RE-Class C_30-1000MHz

Polarization: *Horizontal*

EUT : W6M21604-15784

Power : 120 V.a.c.

M/N:

Distance: 3m

Test Mode : TX 2441MHz

Note :

Mk.	Frequency (MHz)	Reading (dBuV)	Detector	Corr. factor (dB/m)	Result (dBuV/m)	Limit (dBuV/m)	Ant.Pos (cm)	Tab.Pos (deg.)	Margin (dB)	Comment
*	129.1382	40.75	peak	-6.17	34.58	43.50	100	225	-8.92	
	162.1844	43.61	peak	-9.08	34.53	43.50	100	150	-8.97	



Radiated Emission Measurement

Operator: Roy

File :1

Data :#2

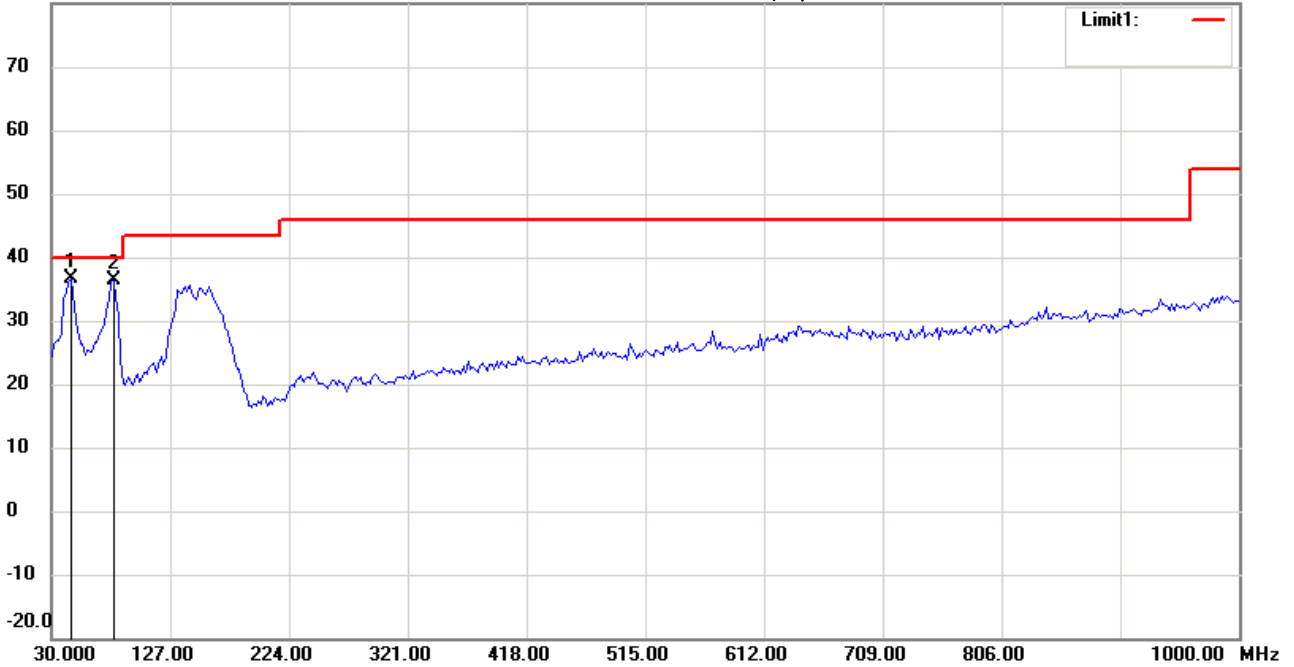
Date: 2016/7/4

Temperature:24 °C

80.0 dBuV/m

Time: 下午 08:27:38

Humidity:60 %



Site : Chamber

Condition : FCC_part 15 RE-Class C_30-1000MHz

EUT : W6M21604-15784

M/N:

Test Mode : TX 2441MHz

Note :

Polarization: *Vertical*

Power : 120 Va.c.

Distance: 3m

Mk.	Frequency (MHz)	Reading (dBuV)	Detector	Corr. factor (dB/m)	Result (dBuV/m)	Limit (dBuV/m)	Ant.Pos (cm)	Tab.Pos (deg.)	Margin (dB)	Comment
*	45.5511	45.28	peak	-8.75	36.53	40.00	100	315	-3.47	
	80.5411	49.38	peak	-13.07	36.31	40.00	100	240	-3.69	



Radiated Emission Measurement

Operator: Roy

File :3

Data :#1

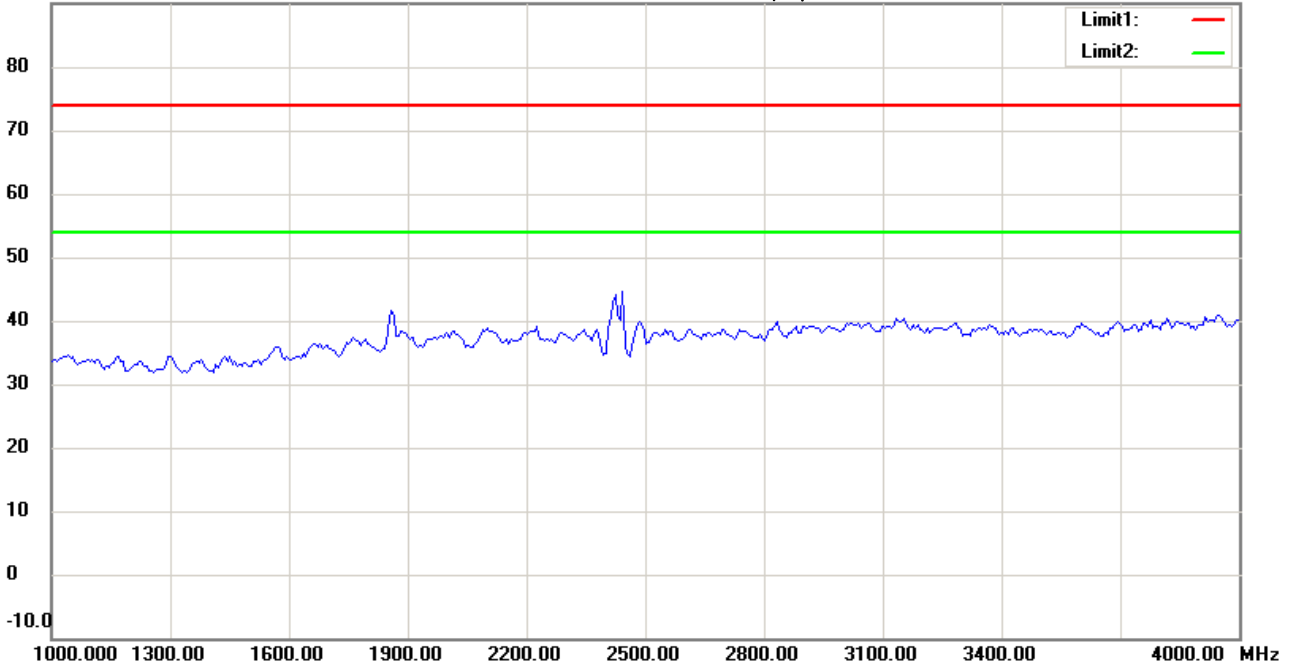
Date: 2016/7/6

Temperature:24 °C

90.0 dBuV/m

Time: 下午 07:43:09

Humidity:60 %



Site : Chamber

Condition : FCC_part 15 RE-Class C_Above 1GHz_PK

EUT : W6M21604-15784

M/N:

Test Mode : TX 2441MHz

Note :

Polarization: *Horizontal*

Power : 120 Va.c.

Distance: 3m

Mk.	Frequency (MHz)	Reading (dBuV)	Detector	Corr. factor (dB/m)	Result (dBuV/m)	Limit (dBuV/m)	Ant.Pos (cm)	Tab.Pos (deg.)	Margin (dB)	Comment
-----	-----------------	----------------	----------	---------------------	-----------------	----------------	--------------	----------------	-------------	---------



Radiated Emission Measurement

Operator: Roy

File :3

Data :#6

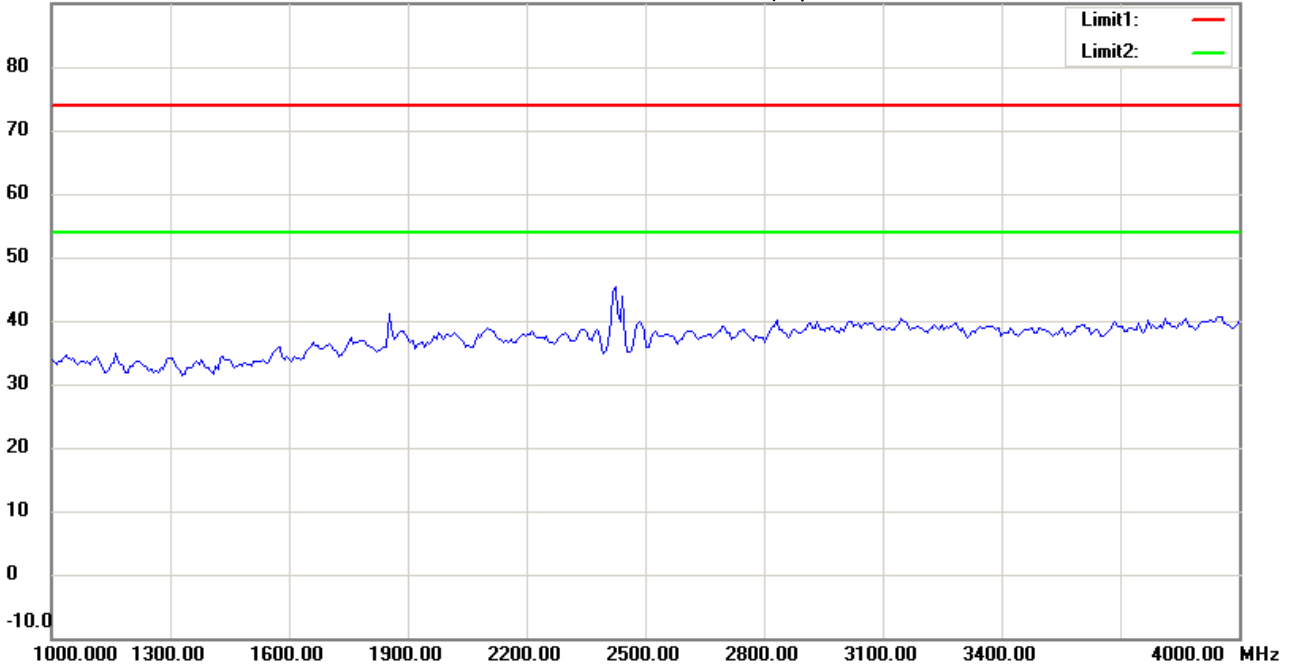
Date: 2016/7/6

Temperature:24 °C

90.0 dBuV/m

Time: 下午 07:46:00

Humidity:60 %



Site : Chamber

Condition : FCC_part 15 RE-Class C_Above 1GHz_PK

Polarization: *Vertical*

EUT : W6M21604-15784

Power : 120 Va.c.

M/N:

Distance: 3m

Test Mode : TX 2441MHz

Note :

Mk.	Frequency (MHz)	Reading (dBuV)	Detector	Corr. factor (dB/m)	Result (dBuV/m)	Limit (dBuV/m)	Ant.Pos (cm)	Tab.Pos (deg.)	Margin (dB)	Comment
-----	-----------------	----------------	----------	---------------------	-----------------	----------------	--------------	----------------	-------------	---------



Radiated Emission Measurement

Operator: Roy

File :3

Data :#2

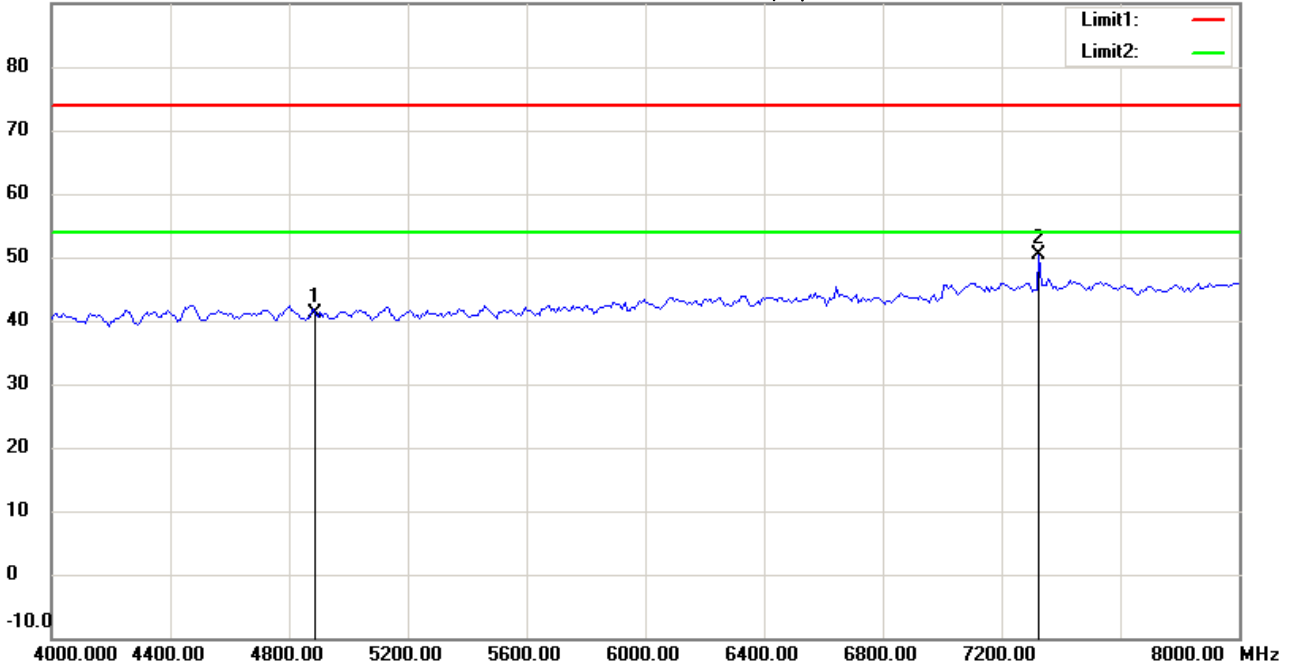
Date: 2016/7/6

Temperature:24 °C

90.0 dBuV/m

Time: 下午 07:43:54

Humidity:60 %



Site : Chamber

Condition : FCC_part 15 RE-Class C_Above 1GHz_PK

Polarization: *Horizontal*

EUT : W6M21604-15784

Power : 120 V.a.c.

M/N:

Distance: 3m

Test Mode : TX 2441MHz

Note :

Mk.	Frequency (MHz)	Reading (dBuV)	Detector	Corr. factor (dB/m)	Result (dBuV/m)	Limit (dBuV/m)	Ant.Pos (cm)	Tab.Pos (deg.)	Margin (dB)	Comment
	4882.000	41.58	peak	-0.49	41.09	74.00	100	175	-32.91	
*	7326.653	45.86	peak	4.54	50.40	74.00	100	100	-23.60	



Radiated Emission Measurement

Operator: Roy

File :3

Data :#7

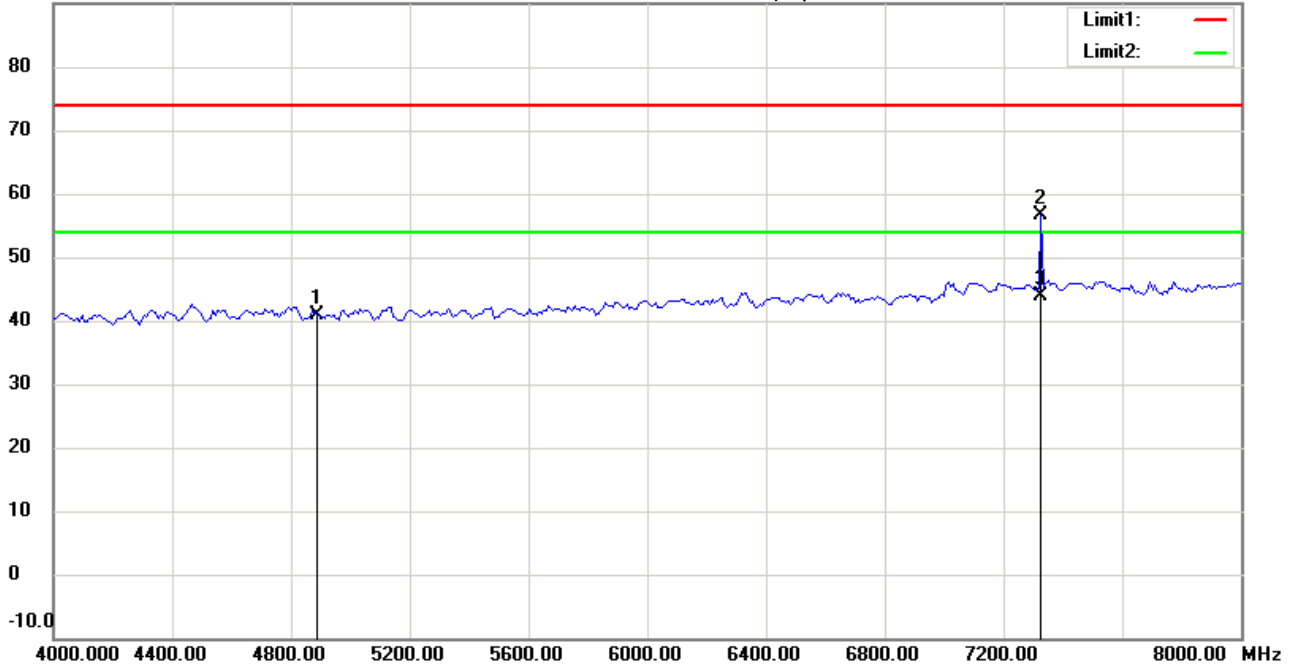
Date: 2016/7/6

Temperature:24 °C

90.0 dBuV/m

Time: 下午 07:46:45

Humidity:60 %



Site : Chamber

Condition : FCC_part 15 RE-Class C_Above 1GHz_PK

EUT : W6M21604-15784

M/N:

Test Mode : TX 2441MHz

Note :

Polarization: *Vertical*

Power : 120 V.a.c.

Distance: 3m

Mk.	Frequency (MHz)	Reading (dBuV)	Detector	Corr. factor (dB/m)	Result (dBuV/m)	Limit (dBuV/m)	Ant.Pos (cm)	Tab.Pos (deg.)	Margin (dB)	Comment
	4882.000	41.47	peak	-0.49	40.98	74.00	100	240	-33.02	
	7326.653	52.08	peak	4.54	56.62	74.00	100	165	-17.38	
*	7326.653	39.33	AVG	4.54	43.87	54.00	100	165	-10.13	



Radiated Emission Measurement

Operator: Roy

File :3

Data :#3

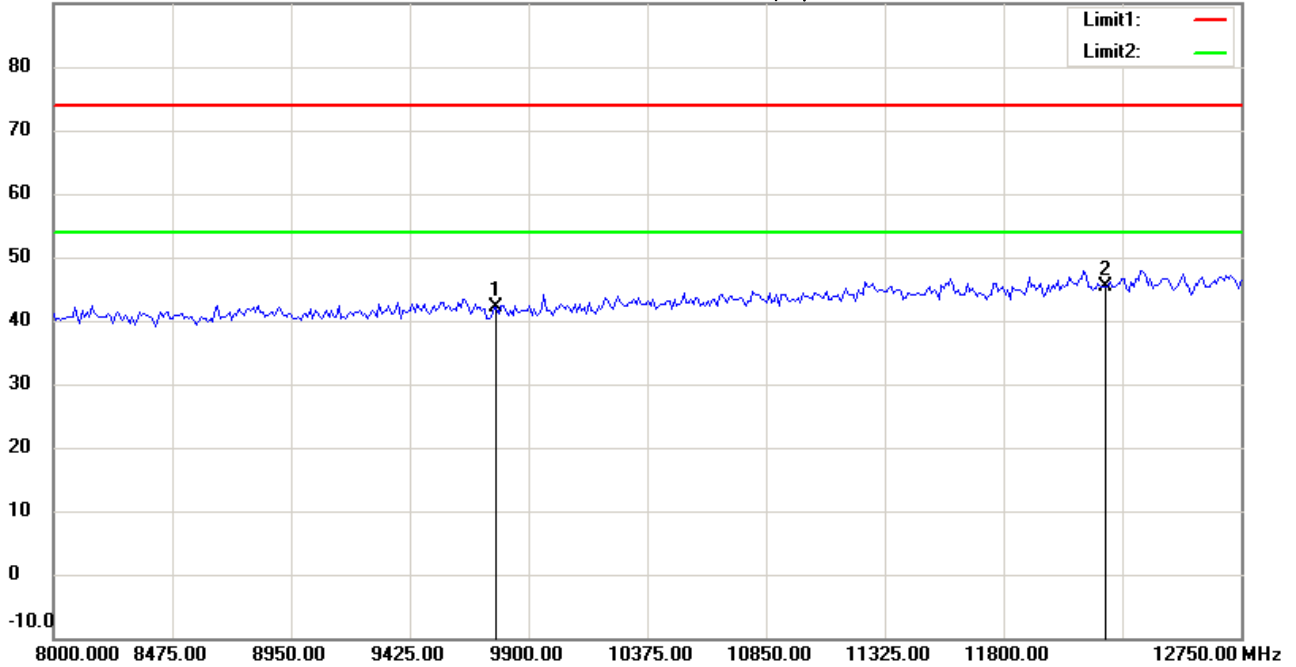
Date: 2016/7/6

Temperature:24 °C

90.0 dBuV/m

Time: 下午 07:44:07

Humidity:60 %



Site : Chamber

Condition : FCC_part 15 RE-Class C_Above 1GHz_PK

Polarization: *Horizontal*

EUT : W6M21604-15784

Power : 120 V.a.c.

M/N:

Distance: 3m

Test Mode : TX 2441MHz

Note :

Mk.	Frequency (MHz)	Reading (dBuV)	Detector	Corr. factor (dB/m)	Result (dBuV/m)	Limit (dBuV/m)	Ant.Pos (cm)	Tab.Pos (deg.)	Margin (dB)	Comment
	9764.000	34.63	peak	7.51	42.14	74.00	100	215	-31.86	
*	12205.000	31.51	peak	13.80	45.31	74.00	100	80	-28.69	



Radiated Emission Measurement

Operator: Roy

File :3

Data :#8

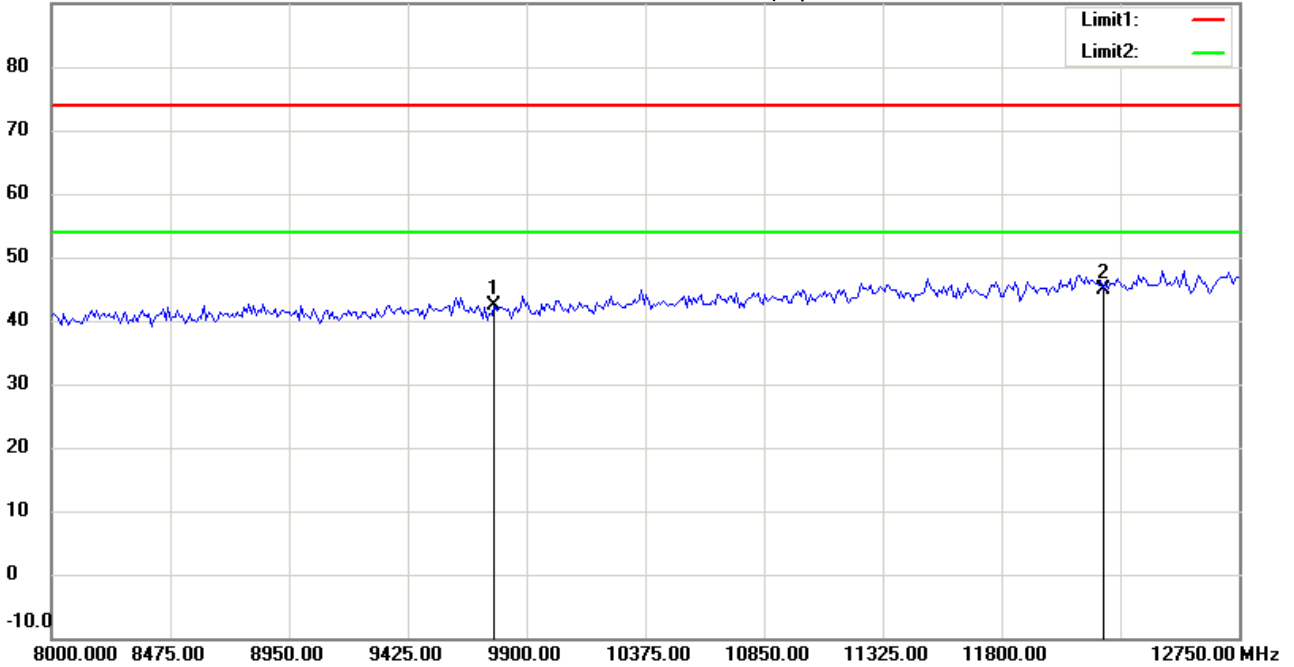
Date: 2016/7/6

Temperature:24 °C

90.0 dBuV/m

Time: 下午 07:46:58

Humidity:60 %



Site : Chamber

Condition : FCC_part 15 RE-Class C_Above 1GHz_PK

Polarization: *Vertical*

EUT : W6M21604-15784

Power : 120 V.a.c.

M/N:

Distance: 3m

Test Mode : TX 2441MHz

Note :

Mk.	Frequency (MHz)	Reading (dBuV)	Detector	Corr. factor (dB/m)	Result (dBuV/m)	Limit (dBuV/m)	Ant.Pos (cm)	Tab.Pos (deg.)	Margin (dB)	Comment
	9764.000	34.92	peak	7.51	42.43	74.00	100	335	-31.57	
*	12205.000	31.16	peak	13.80	44.96	74.00	100	140	-29.04	



Radiated Emission Measurement

Operator: Roy

File :3

Data :#4

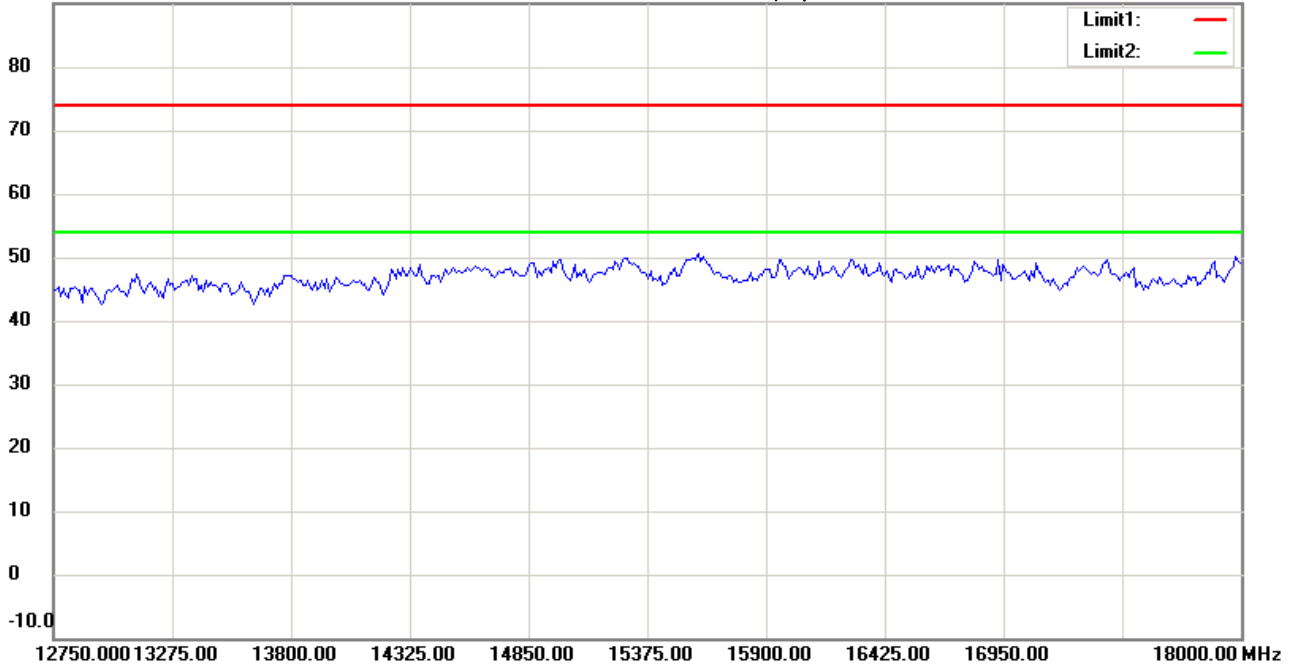
Date: 2016/7/6

Temperature:24 °C

90.0 dBuV/m

Time: 下午 07:45:05

Humidity:60 %



Site : Chamber

Condition : FCC_part 15 RE-Class C_Above 1GHz_PK

EUT : W6M21604-15784

M/N:

Test Mode : TX 2441MHz

Note :

Polarization: *Horizontal*

Power : 120 Va.c.

Distance: 3m

Mk.	Frequency (MHz)	Reading (dBuV)	Detector	Corr. factor (dB/m)	Result (dBuV/m)	Limit (dBuV/m)	Ant.Pos (cm)	Tab.Pos (deg.)	Margin (dB)	Comment
-----	-----------------	----------------	----------	---------------------	-----------------	----------------	--------------	----------------	-------------	---------



Radiated Emission Measurement

Operator: Roy

File :3

Data :#9

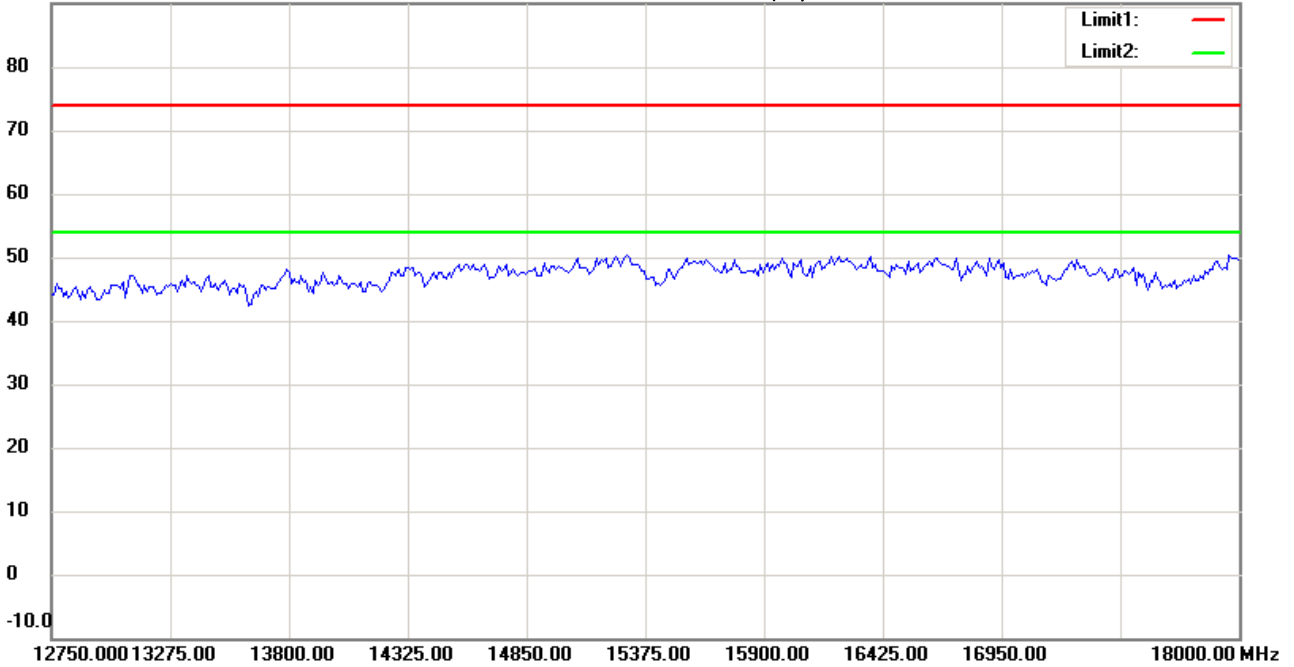
Date: 2016/7/6

Temperature:24 °C

90.0 dBuV/m

Time: 下午 07:48:00

Humidity:60 %



Site : Chamber

Condition : FCC_part 15 RE-Class C_Above 1GHz_PK

Polarization: *Vertical*

EUT : W6M21604-15784

Power : 120 Va.c.

M/N:

Distance: 3m

Test Mode : TX 2441MHz

Note :

Mk.	Frequency (MHz)	Reading (dBuV)	Detector	Corr. factor (dB/m)	Result (dBuV/m)	Limit (dBuV/m)	Ant.Pos (cm)	Tab.Pos (deg.)	Margin (dB)	Comment
-----	-----------------	----------------	----------	---------------------	-----------------	----------------	--------------	----------------	-------------	---------



Radiated Emission Measurement

Operator: Roy

File :3

Data :#5

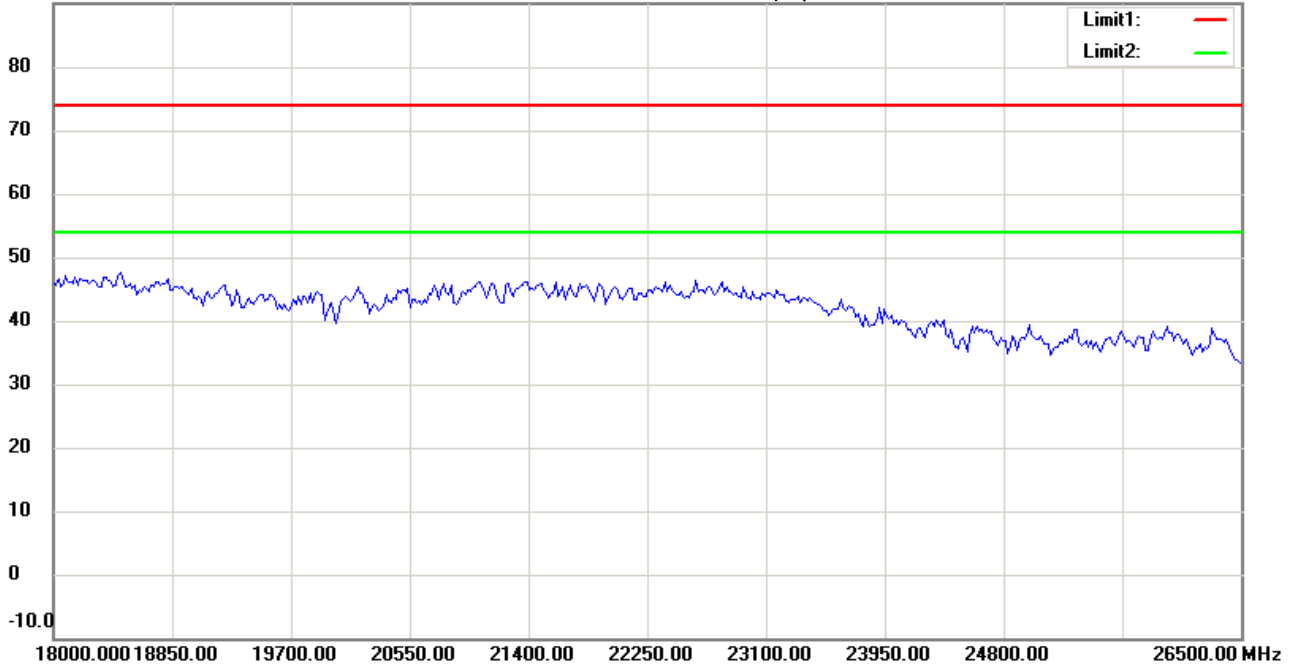
Date: 2016/7/6

Temperature:24 °C

90.0 dBuV/m

Time: 下午 07:45:14

Humidity:60 %



Site : Chamber

Condition : FCC_part 15 RE-Class C_Above 1GHz_PK

EUT : W6M21604-15784

M/N:

Test Mode : TX 2441MHz

Note :

Polarization: *Horizontal*

Power : 120 Va.c.

Distance: 3m

Mk.	Frequency (MHz)	Reading (dBuV)	Detector	Corr. factor (dB/m)	Result (dBuV/m)	Limit (dBuV/m)	Ant.Pos (cm)	Tab.Pos (deg.)	Margin (dB)	Comment
-----	-----------------	----------------	----------	---------------------	-----------------	----------------	--------------	----------------	-------------	---------



Radiated Emission Measurement

Operator: Roy

File :3

Data :#10

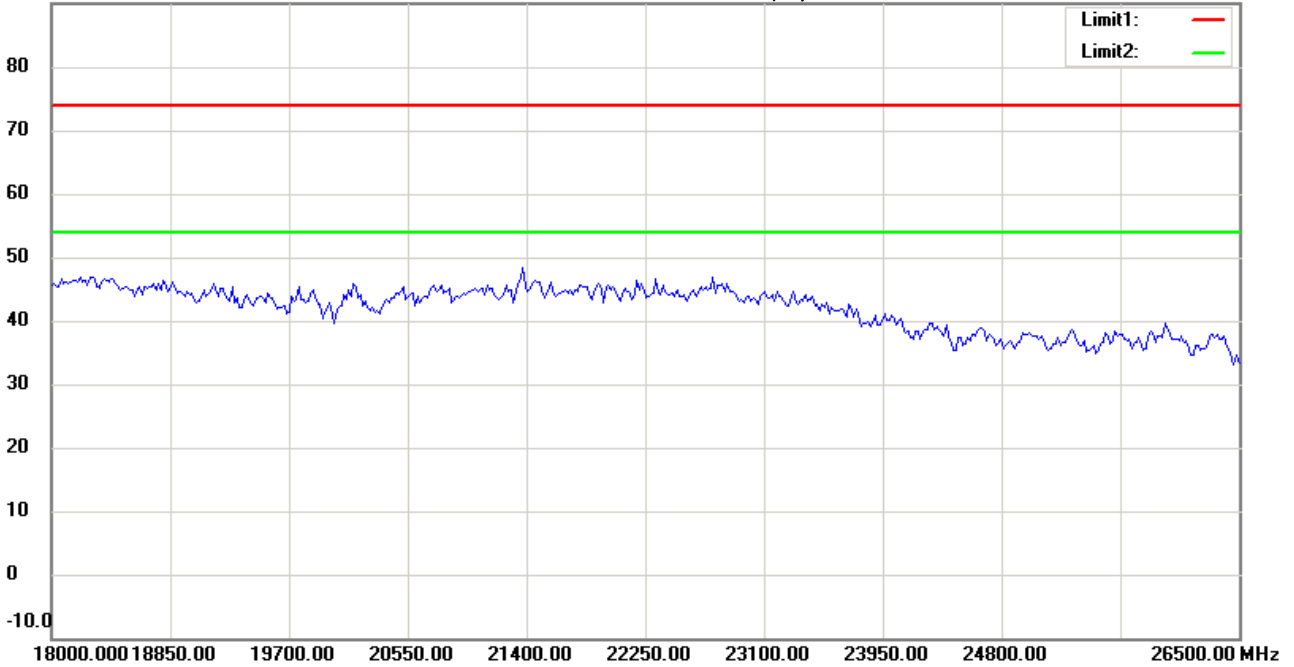
Date: 2016/7/6

Temperature:24 °C

90.0 dBuV/m

Time: 下午 07:48:09

Humidity:60 %



Site : Chamber

Condition : FCC_part 15 RE-Class C_Above 1GHz_PK

EUT : W6M21604-15784

M/N:

Test Mode : TX 2441MHz

Note :

Polarization: *Vertical*

Power : 120 V.a.c.

Distance: 3m

Mk.	Frequency (MHz)	Reading (dBuV)	Detector	Corr. factor (dB/m)	Result (dBuV/m)	Limit (dBuV/m)	Ant.Pos (cm)	Tab.Pos (deg.)	Margin (dB)	Comment
-----	-----------------	----------------	----------	---------------------	-----------------	----------------	--------------	----------------	-------------	---------



Radiated Emission Measurement

Operator: Roy

File :1

Data :#1

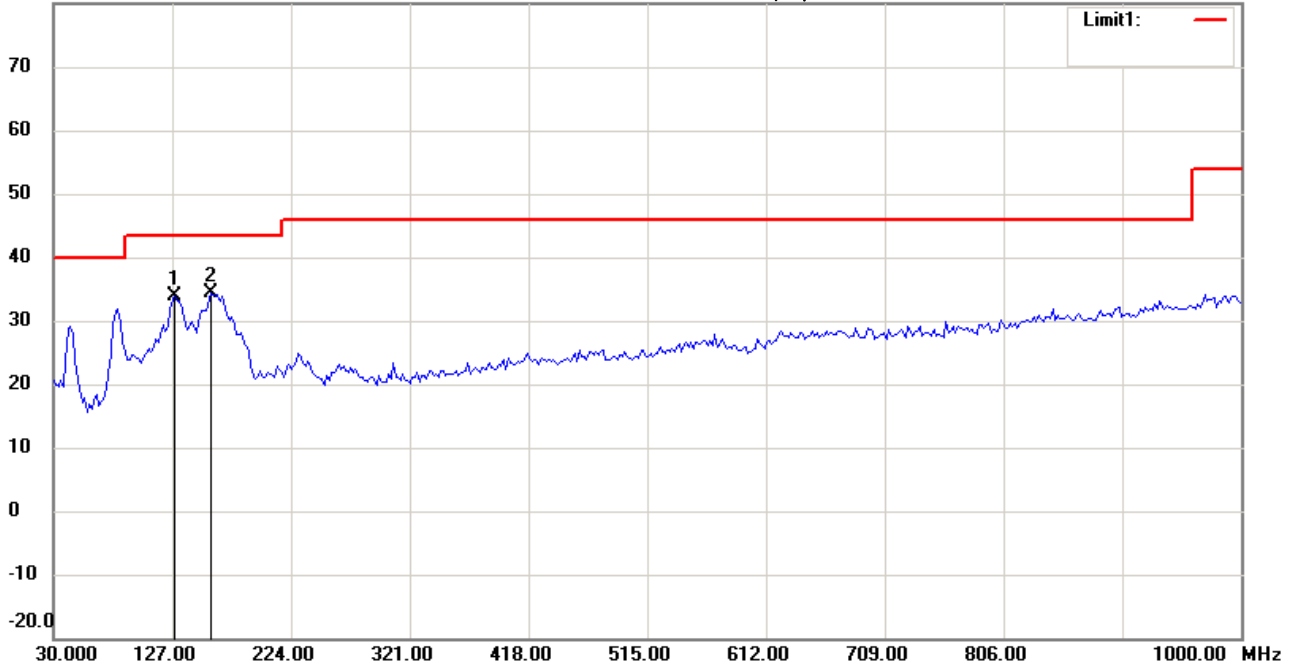
Date: 2016/7/4

Temperature:24 °C

80.0 dBuV/m

Time: 下午 08:29:08

Humidity:60 %



Site : Chamber

Condition : FCC_part 15 RE-Class C_30-1000MHz

EUT : W6M21604-15784

M/N:

Test Mode : TX 2479MHz

Note :

Polarization: *Horizontal*

Power : 120 Va.c.

Distance: 3m

Mk.	Frequency (MHz)	Reading (dBuV)	Detector	Corr. factor (dB/m)	Result (dBuV/m)	Limit (dBuV/m)	Ant.Pos (cm)	Tab.Pos (deg.)	Margin (dB)	Comment
	129.1382	40.00	peak	-6.17	33.83	43.50	100	315	-9.67	
*	158.2966	43.10	peak	-8.63	34.47	43.50	100	230	-9.03	



Radiated Emission Measurement

Operator: Roy

File :1

Data :#2

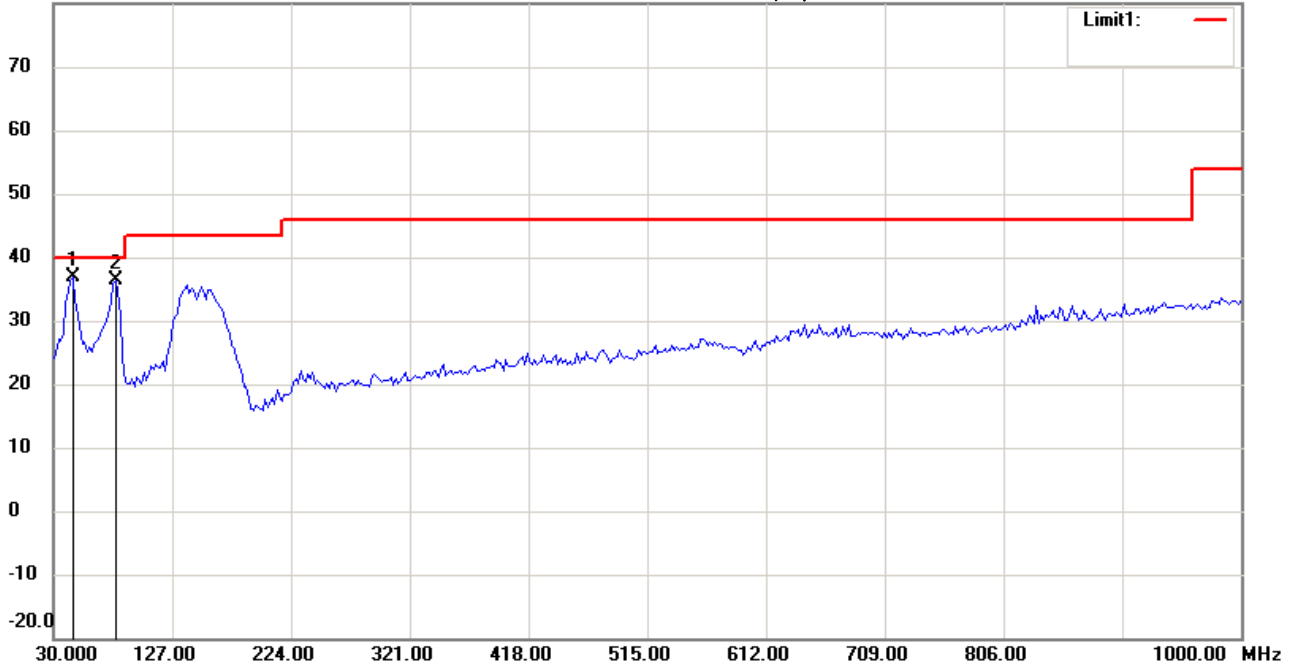
Date: 2016/7/4

Temperature:24 °C

80.0 dBuV/m

Time: 下午 08:29:52

Humidity:60 %



Site : Chamber

Condition : FCC_part 15 RE-Class C_30-1000MHz

EUT : W6M21604-15784

M/N:

Test Mode : TX 2479MHz

Note :

Polarization: *Vertical*

Power : 120 Va.c.

Distance: 3m

Mk.	Frequency (MHz)	Reading (dBuV)	Detector	Corr. factor (dB/m)	Result (dBuV/m)	Limit (dBuV/m)	Ant.Pos (cm)	Tab.Pos (deg.)	Margin (dB)	Comment
*	45.5511	45.53	peak	-8.75	36.78	40.00	100	140	-3.22	
	80.5411	49.43	peak	-13.07	36.36	40.00	100	55	-3.64	



Radiated Emission Measurement

Operator: Roy

File :3

Data :#1

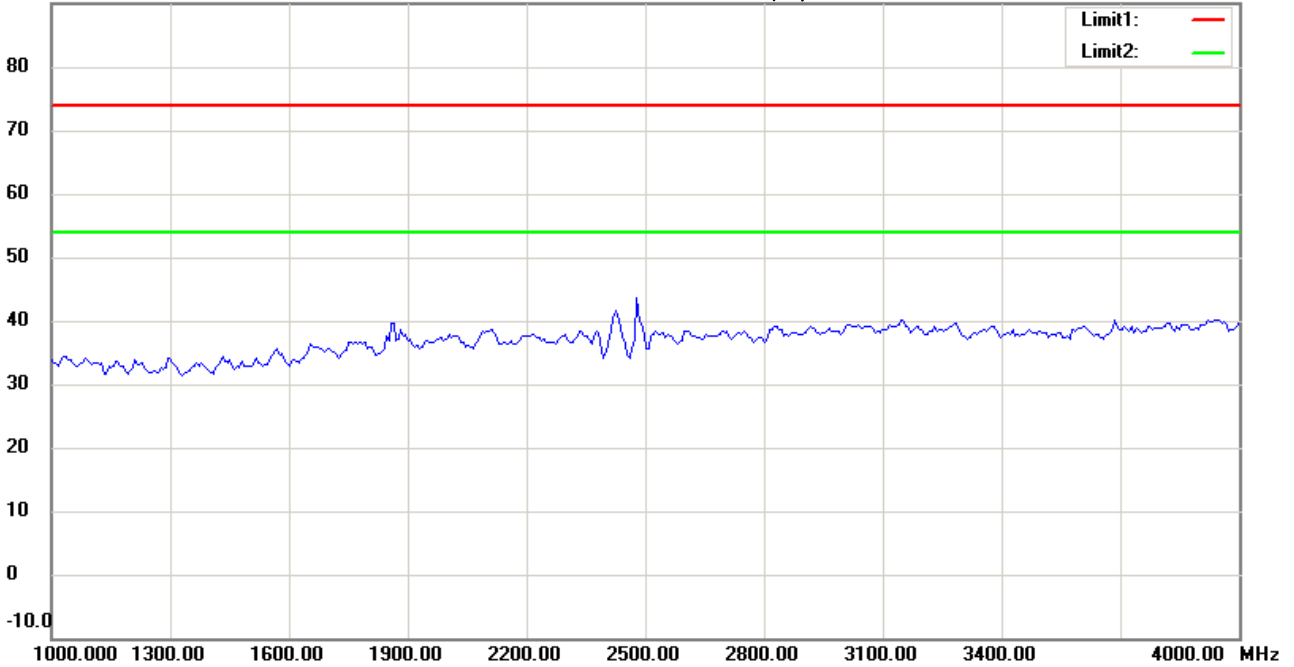
Date: 2016/7/5

Temperature:24 °C

90.0 dBuV/m

Time: 下午 09:13:30

Humidity:60 %



Site : Chamber

Condition : FCC_part 15 RE-Class C_Above 1GHz_PK

EUT : W6M21604-15784

M/N:

Test Mode : TX 2479MHz

Note :

Polarization: *Horizontal*

Power : 120 Va.c.

Distance: 3m

Mk.	Frequency (MHz)	Reading (dBuV)	Detector	Corr. factor (dB/m)	Result (dBuV/m)	Limit (dBuV/m)	Ant.Pos (cm)	Tab.Pos (deg.)	Margin (dB)	Comment
-----	-----------------	----------------	----------	---------------------	-----------------	----------------	--------------	----------------	-------------	---------



Radiated Emission Measurement

Operator: Roy

File :3

Data :#6

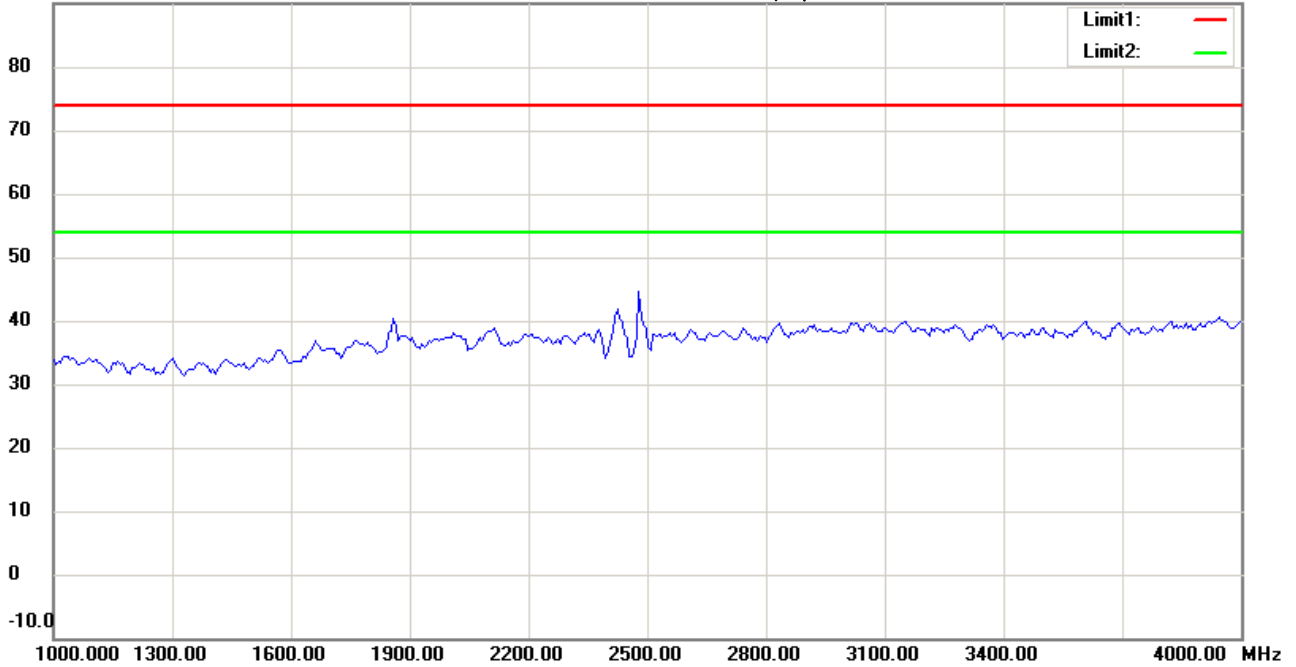
Date: 2016/7/5

Temperature:24 °C

90.0 dBuV/m

Time: 下午 09:16:21

Humidity:60 %



Site : Chamber

Condition : FCC_part 15 RE-Class C_Above 1GHz_PK

Polarization: *Vertical*

EUT : W6M21604-15784

Power : 120 Va.c.

M/N:

Distance: 3m

Test Mode : TX 2479MHz

Note :

Mk.	Frequency (MHz)	Reading (dBuV)	Detector	Corr. factor (dB/m)	Result (dBuV/m)	Limit (dBuV/m)	Ant.Pos (cm)	Tab.Pos (deg.)	Margin (dB)	Comment
-----	-----------------	----------------	----------	---------------------	-----------------	----------------	--------------	----------------	-------------	---------



Radiated Emission Measurement

Operator: Roy

File :3

Data :#2

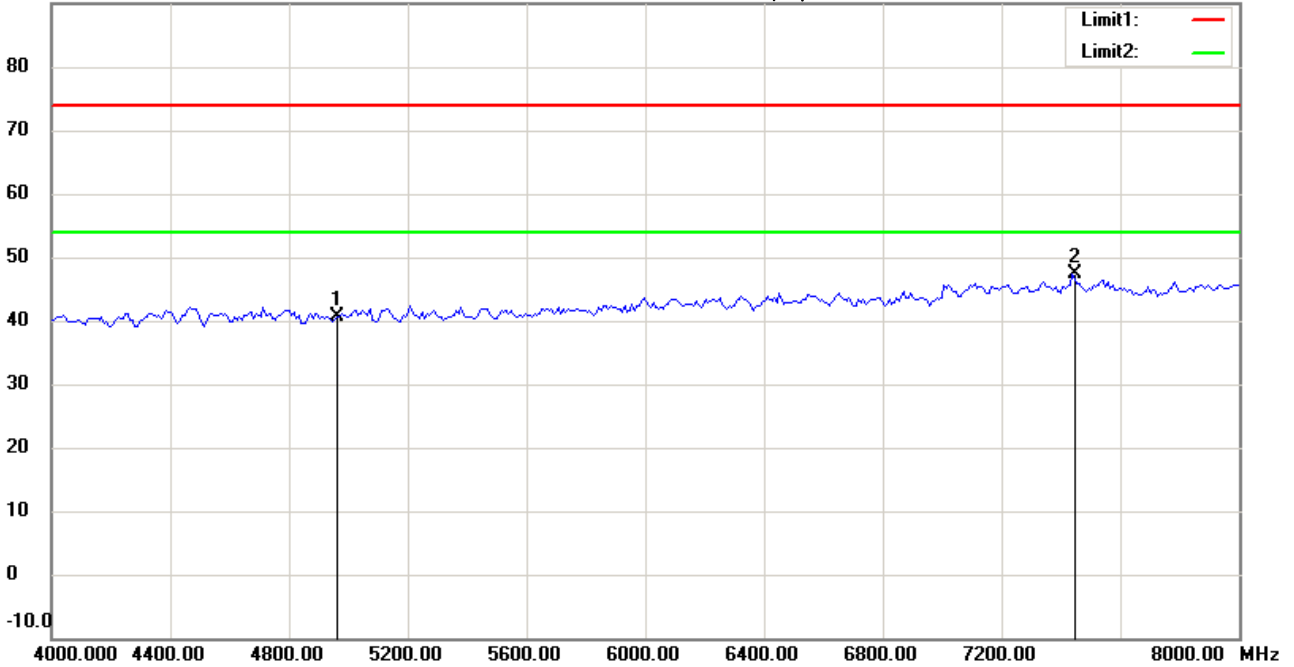
Date: 2016/7/5

Temperature:24 °C

90.0 dBuV/m

Time: 下午 09:14:15

Humidity:60 %



Site : Chamber

Condition : FCC_part 15 RE-Class C_Above 1GHz_PK

Polarization: *Horizontal*

EUT : W6M21604-15784

Power : 120 V.a.c.

M/N:

Distance: 3m

Test Mode : TX 2479MHz

Note :

Mk.	Frequency (MHz)	Reading (dBuV)	Detector	Corr. factor (dB/m)	Result (dBuV/m)	Limit (dBuV/m)	Ant.Pos (cm)	Tab.Pos (deg.)	Margin (dB)	Comment
	4958.000	40.84	peak	-0.15	40.69	74.00	100	175	-33.31	
*	7438.878	42.50	peak	4.89	47.39	74.00	100	230	-26.61	



Radiated Emission Measurement

Operator: Roy

File :3

Data :#7

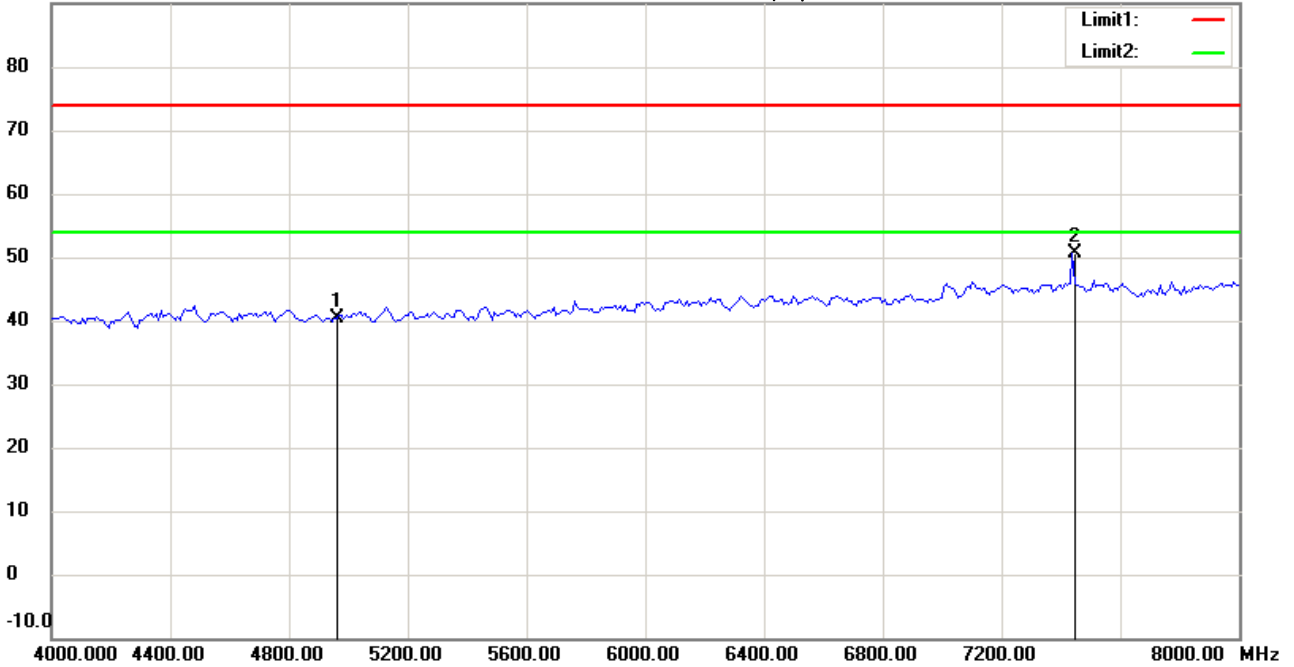
Date: 2016/7/5

Temperature:24 °C

90.0 dBuV/m

Time: 下午 09:17:06

Humidity:60 %



Site : Chamber

Condition : FCC_part 15 RE-Class C_Above 1GHz_PK

Polarization: *Vertical*

EUT : W6M21604-15784

Power : 120 V.a.c.

M/N:

Distance: 3m

Test Mode : TX 2479MHz

Note :

Mk.	Frequency (MHz)	Reading (dBuV)	Detector	Corr. factor (dB/m)	Result (dBuV/m)	Limit (dBuV/m)	Ant.Pos (cm)	Tab.Pos (deg.)	Margin (dB)	Comment
	4958.000	40.50	peak	-0.15	40.35	74.00	100	30	-33.65	
*	7438.878	45.67	peak	4.89	50.56	74.00	100	110	-23.44	



Radiated Emission Measurement

Operator: Roy

File :3

Data :#3

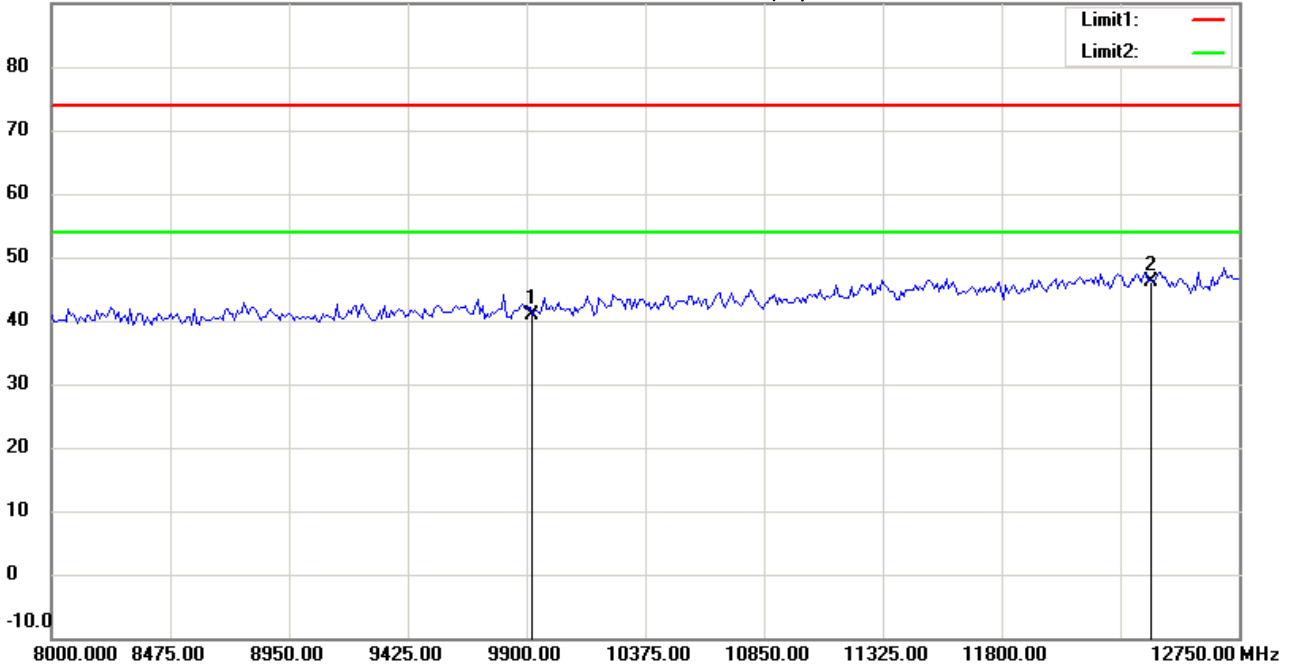
Date: 2016/7/5

Temperature:24 °C

90.0 dBuV/m

Time: 下午 09:14:28

Humidity:60 %



Site : Chamber

Condition : FCC_part 15 RE-Class C_Above 1GHz_PK

Polarization: *Horizontal*

EUT : W6M21604-15784

Power : 120 V.a.c.

M/N:

Distance: 3m

Test Mode : TX 2479MHz

Note :

Mk.	Frequency (MHz)	Reading (dBuV)	Detector	Corr. factor (dB/m)	Result (dBuV/m)	Limit (dBuV/m)	Ant.Pos (cm)	Tab.Pos (deg.)	Margin (dB)	Comment
	9916.000	33.10	peak	7.82	40.92	74.00	100	330	-33.08	
*	12395.000	32.17	peak	13.95	46.12	74.00	100	265	-27.88	



Radiated Emission Measurement

Operator: Roy

File :3

Data :#8

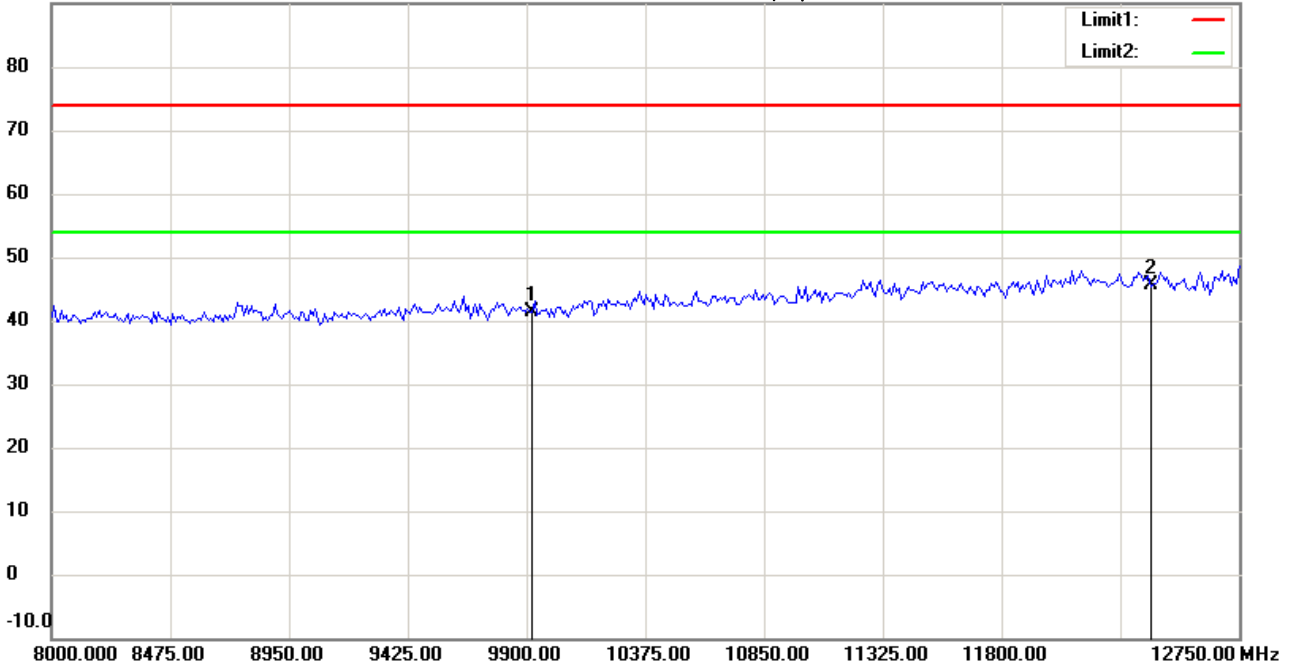
Date: 2016/7/5

Temperature:24 °C

90.0 dBuV/m

Time: 下午 09:17:19

Humidity:60 %



Site : Chamber

Condition : FCC_part 15 RE-Class C_Above 1GHz_PK

Polarization: *Vertical*

EUT : W6M21604-15784

Power : 120 V.a.c.

M/N:

Distance: 3m

Test Mode : TX 2479MHz

Note :

Mk.	Frequency (MHz)	Reading (dBuV)	Detector	Corr. factor (dB/m)	Result (dBuV/m)	Limit (dBuV/m)	Ant.Pos (cm)	Tab.Pos (deg.)	Margin (dB)	Comment
	9916.000	33.47	peak	7.82	41.29	74.00	100	290	-32.71	
*	12395.000	31.71	peak	13.95	45.66	74.00	100	215	-28.34	



Radiated Emission Measurement

Operator: Roy

File :3

Data :#4

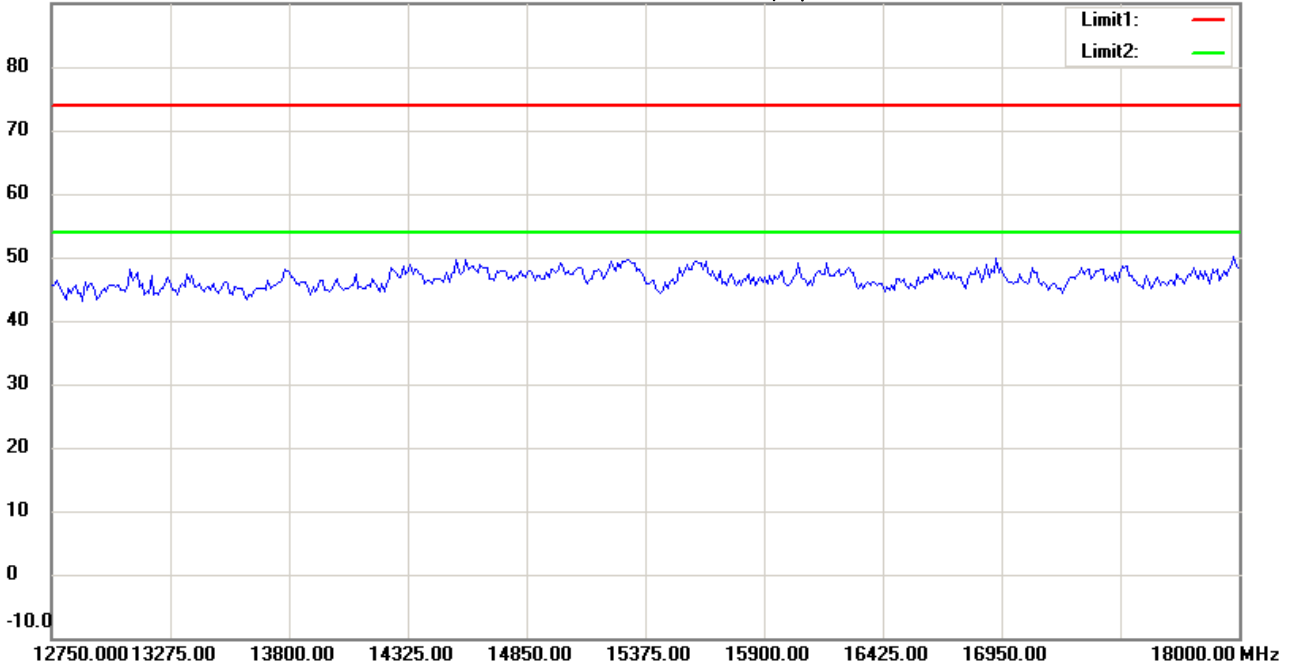
Date: 2016/7/5

Temperature:24 °C

90.0 dBuV/m

Time: 下午 09:15:26

Humidity:60 %



Site : Chamber

Condition : FCC_part 15 RE-Class C_Above 1GHz_PK

Polarization: *Horizontal*

EUT : W6M21604-15784

Power : 120 V.a.c.

M/N:

Distance: 3m

Test Mode : TX 2479MHz

Note :

Mk.	Frequency (MHz)	Reading (dBuV)	Detector	Corr. factor (dB/m)	Result (dBuV/m)	Limit (dBuV/m)	Ant.Pos (cm)	Tab.Pos (deg.)	Margin (dB)	Comment
-----	-----------------	----------------	----------	---------------------	-----------------	----------------	--------------	----------------	-------------	---------



Radiated Emission Measurement

Operator: Roy

File :3

Data :#9

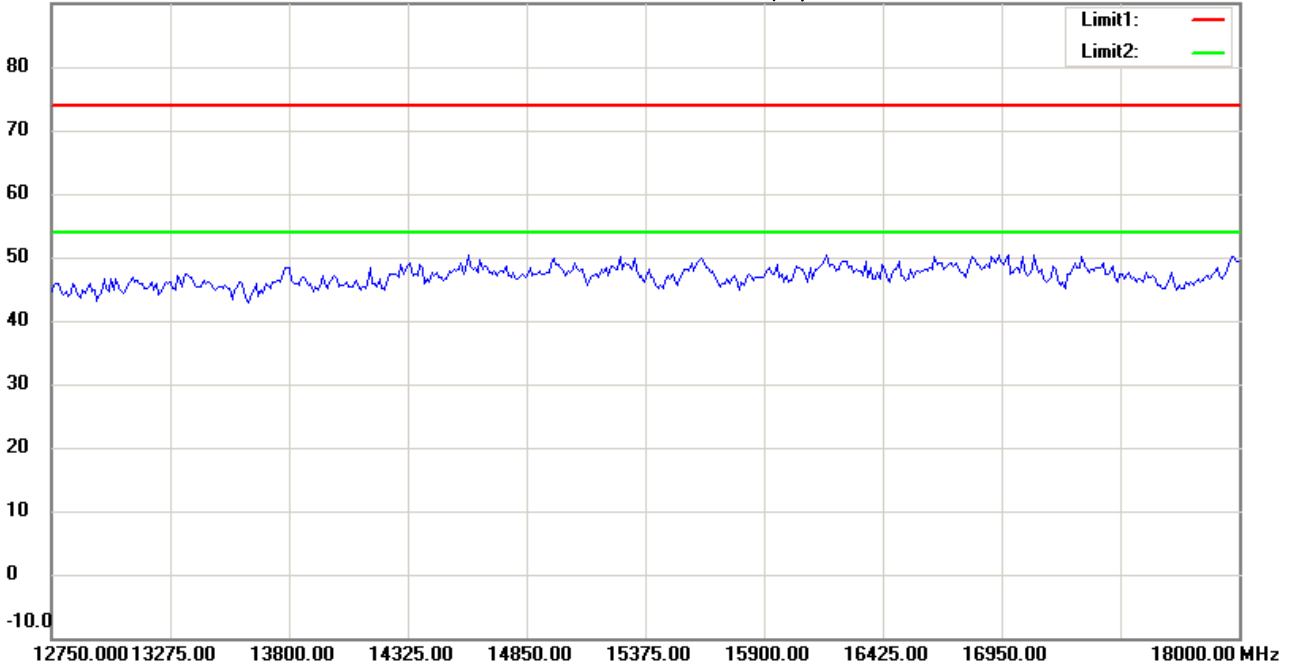
Date: 2016/7/5

Temperature:24 °C

90.0 dBuV/m

Time: 下午 09:18:20

Humidity:60 %



Site : Chamber

Condition : FCC_part 15 RE-Class C_Above 1GHz_PK

Polarization: *Vertical*

EUT : W6M21604-15784

Power : 120 Va.c.

M/N:

Distance: 3m

Test Mode : TX 2479MHz

Note :

Mk.	Frequency (MHz)	Reading (dBuV)	Detector	Corr. factor (dB/m)	Result (dBuV/m)	Limit (dBuV/m)	Ant.Pos (cm)	Tab.Pos (deg.)	Margin (dB)	Comment
-----	-----------------	----------------	----------	---------------------	-----------------	----------------	--------------	----------------	-------------	---------



Radiated Emission Measurement

Operator: Roy

File :3

Data :#5

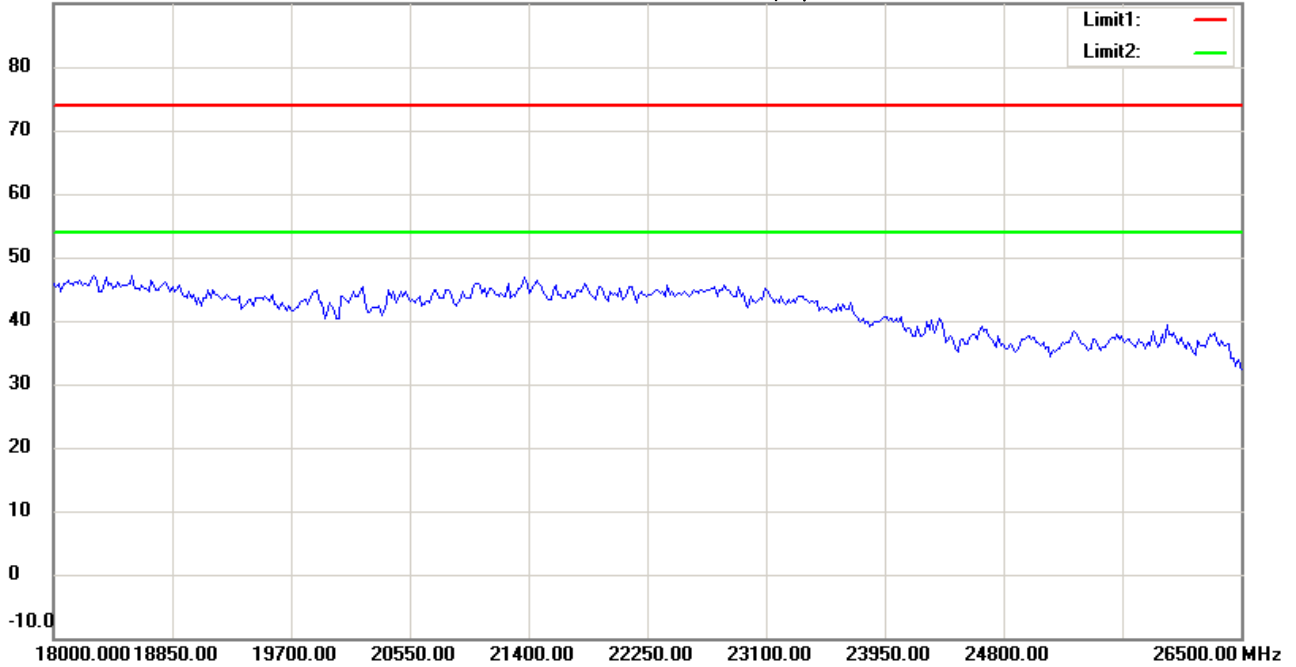
Date: 2016/7/5

Temperature:24 °C

90.0 dBuV/m

Time: 下午 09:15:35

Humidity:60 %



Site : Chamber

Condition : FCC_part 15 RE-Class C_Above 1GHz_PK

EUT : W6M21604-15784

M/N:

Test Mode : TX 2479MHz

Note :

Polarization: *Horizontal*

Power : 120 Va.c.

Distance: 3m

Mk.	Frequency (MHz)	Reading (dBuV)	Detector	Corr. factor (dB/m)	Result (dBuV/m)	Limit (dBuV/m)	Ant.Pos (cm)	Tab.Pos (deg.)	Margin (dB)	Comment
-----	-----------------	----------------	----------	---------------------	-----------------	----------------	--------------	----------------	-------------	---------



Radiated Emission Measurement

Operator: Roy

File :3

Data :#10

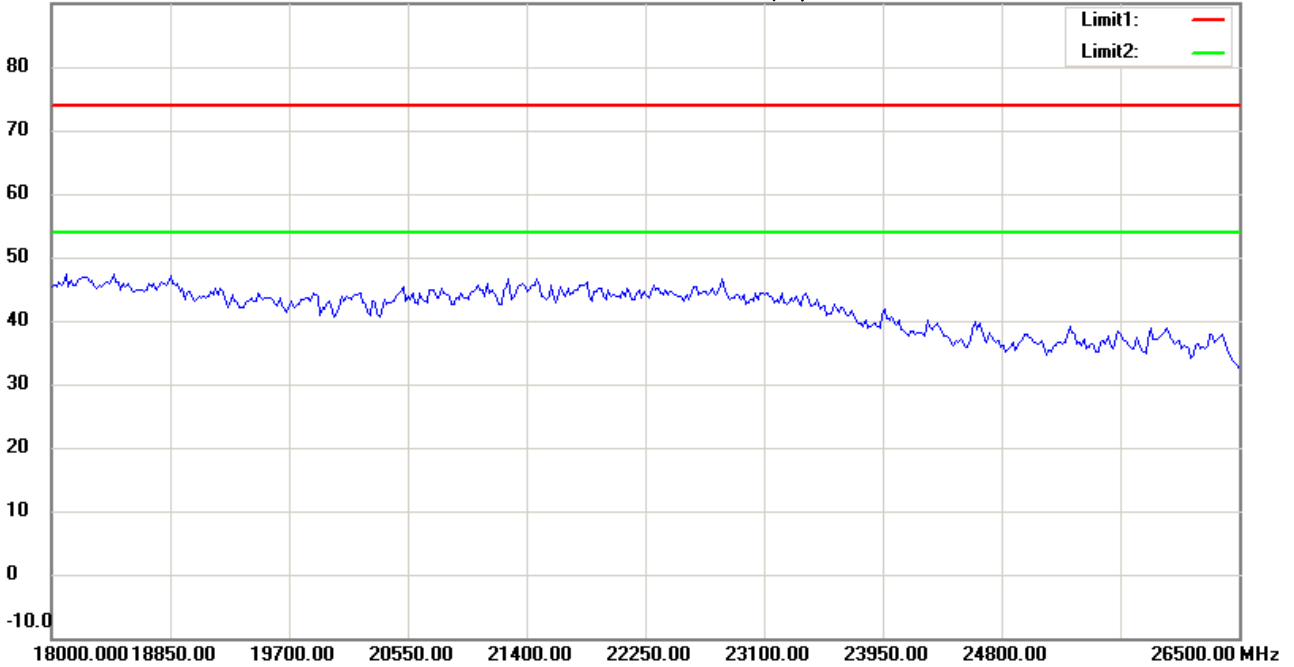
Date: 2016/7/5

Temperature:24 °C

90.0 dBuV/m

Time: 下午 09:18:30

Humidity:60 %



Site : Chamber

Condition : FCC_part 15 RE-Class C_Above 1GHz_PK

EUT : W6M21604-15784

M/N:

Test Mode : TX 2479MHz

Note :

Polarization: *Vertical*

Power : 120 Va.c.

Distance: 3m

Mk.	Frequency (MHz)	Reading (dBuV)	Detector	Corr. factor (dB/m)	Result (dBuV/m)	Limit (dBuV/m)	Ant.Pos (cm)	Tab.Pos (deg.)	Margin (dB)	Comment
-----	-----------------	----------------	----------	---------------------	-----------------	----------------	--------------	----------------	-------------	---------