



RADIATION SCIENCES INC.

TEST REPORT NO. RSI-2066E
ELECTROMAGNETIC EMISSION EVALUATION
PER
FCC PART 15 - CLASS B
FOR THE
TACTICAL TECHNOLOGIES, INC.
MODEL RX400
MAY 2000


PREPARED FOR:

Tactical Technologies, Inc.
1701 Second Avenue
Folsom, PA 19033

SUBMITTED BY:

Radiation Sciences Inc.
3131 Detwiler Road
Harleysville, PA 19438

PREPARED BY:


Ron Smith
EMC Test Technician
Radiation Sciences Inc.

REVIEWED BY:

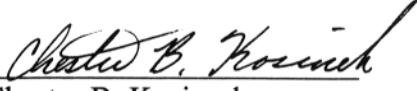

Chester B. Kosiorek
EMC Test Engineer
Radiation Sciences Inc.



TABLE OF CONTENTS

<u>SECTION</u>	<u>TITLE</u>	<u>PAGE</u>
	Table of Contents	i
	List of Figures	i
	Administrative Data	ii
	Summary of Test Results	iii
1.0	INTRODUCTION	1
2.0	DESCRIPTION OF THE TEST SAMPLE	2
3.0	TEST INSTRUMENTATION	3
4.0	TEST RESULTS	4
4.1	Radiated Emission Measurements	4
5.0	CONCLUSIONS	8
APPENDIX A	RSI's TEST PROCEDURES RSI-4963E	----
APPENDIX B	RSI's CERTIFICATIONS	----

LIST OF FIGURES

FIGURE 1	Radiated Emissions Test Setup Photograph	5
FIGURE 2	Radiated Emissions Class "B" Graph	6
FIGURE 3	Radiated Emissions Data Sheet	7



ADMINISTRATIVE DATA

PURPOSE OF TEST:

To evaluate the ElectroMagnetic Emission (EME) characteristics of the Equipment Under Test with respect to Part 15 of the Federal Communications Commission (FCC) Rules for Class "B" Information Technology Equipment (ITE).

SCOPE OF TEST:

Measurement of radiated emissions.

EQUIPMENT UNDER TEST (EUT):

Model Number: **RX400**

CONTRACT:

Purchase Order Number: 11338

TEST PERIOD:

6 April 2000

TEST FACILITY:

Radiation Sciences Incorporated (RSI), EMC Test Laboratory, located at 3131 Detwiler Road, Harleysville, Pennsylvania. 19438.

TEST PERSONNEL AND COORDINATORS:

Radiation Sciences Inc.

C. Kosiorek
R. Smith

Tactical Technologies, Inc.

Jeff Olsen



SUMMARY OF TEST RESULTS

The **Tactical Technologies, Inc. Model RX400**, configured as described herein, **FULLY COMPLIES WITH THE REQUIREMENTS SET FORTH IN FCC PART 15 FOR CLASS "B" INFORMATION TECHNOLOGY EQUIPMENT (ITE).**



1.0 INTRODUCTION

This document is a report of tests to determine the ElectroMagnetic Interference (EMI) characteristics of the **RX400**, manufactured by **Tactical Technologies Inc.** of Folsom, PA.

The purpose of the tests was to evaluate the EMI characteristics of the test sample with respect to FCC Part 15 for Class "B" Information Technology Equipment (ITE).

Test setups and procedures are described in **RSI's Test Procedure 4963E** (see Appendix A) and test results are summarized herein on graphs.

All test procedures used meet the requirements of the Office of the American National Standards Institute Procedures C63-4: "Methods of Measurement of Radio-Noise Emission from Low-Voltage Electrical and Electronic Equipment in the Range of 9kHz to 40GHz", dated 17 July 1992.



2.0 DESCRIPTION OF THE TEST SAMPLE

The **Tactical Technologies, Inc. Model RX400** is a pocket receiver for TX Model Transmitters.

The **RX400** test sample was tested for radiated emissions at 3 meters. The antenna was raised up and down.

Prior to formal test receiver was scanned for emissions in a shield room.

Section 3 contains a list of test equipment utilized.

**3.0 TEST INSTRUMENTATION**

<u>RSI</u> <u>INV</u> <u>#</u>	<u>DESCRIPTION</u>	<u>MANUFACTURER</u>	<u>MODEL #</u>	<u>SERIAL #</u>	<u>LAST</u> <u>CAL</u> <u>DATE</u>	<u>CAL</u> <u>DUE</u> <u>DATE</u>	<u>C</u> <u>Y</u> <u>C</u> <u>L</u> <u>E</u>	<u>T</u> <u>Y</u> <u>P</u> <u>E</u>
32	SPEC. ANALY.	H.P.	8568B	2841A04457	4/27/2000	4/27/2001	12	C
33	SPEC. ANALY.	H.P.	85662A	2848A17406	4/27/2000	4/27/2001	12	C
77	ANTENNA	TENSOR	4108	2011	5/25/1999	5/25/2000	12	UC
83	ANTENNA	EMCO	3146	1554	12/1/1999	12/1/2000	12	V
391	RECEIVER	R & S	ESVP	861744/015	4/18/2000	4/18/2001	12	C




4.0 TEST RESULTS

4.1 Radiated Emission Measurements

Radiated emission measurements were recorded with the **RX400**. A photograph of the test setup is shown in Figure 1. The results of radiated emissions measurements are illustrated on a graph, Figure 2, and data sheet 1, Figure 3. Radiated emissions were measured with the antenna in the horizontal and vertical planes at a distance of 3 meters from 30MHz to 1000MHz. The antenna was moved 1 to 4 meters in height and the test sample was rotated as required. The unit was scanned using a Spectrum Analyzer to locate its emission frequencies.

ALL LEVELS ARE BELOW THE APPLICABLE LIMITS.



Name: DCP01446.JPG
Dimensions: 1152 x 864 pixels

RADIATED EMISSIONS TEST SETUP PHOTOGRAPH

FIGURE 1

FCC RADIATED EMISSIONS CLASS B

RSI-2066E

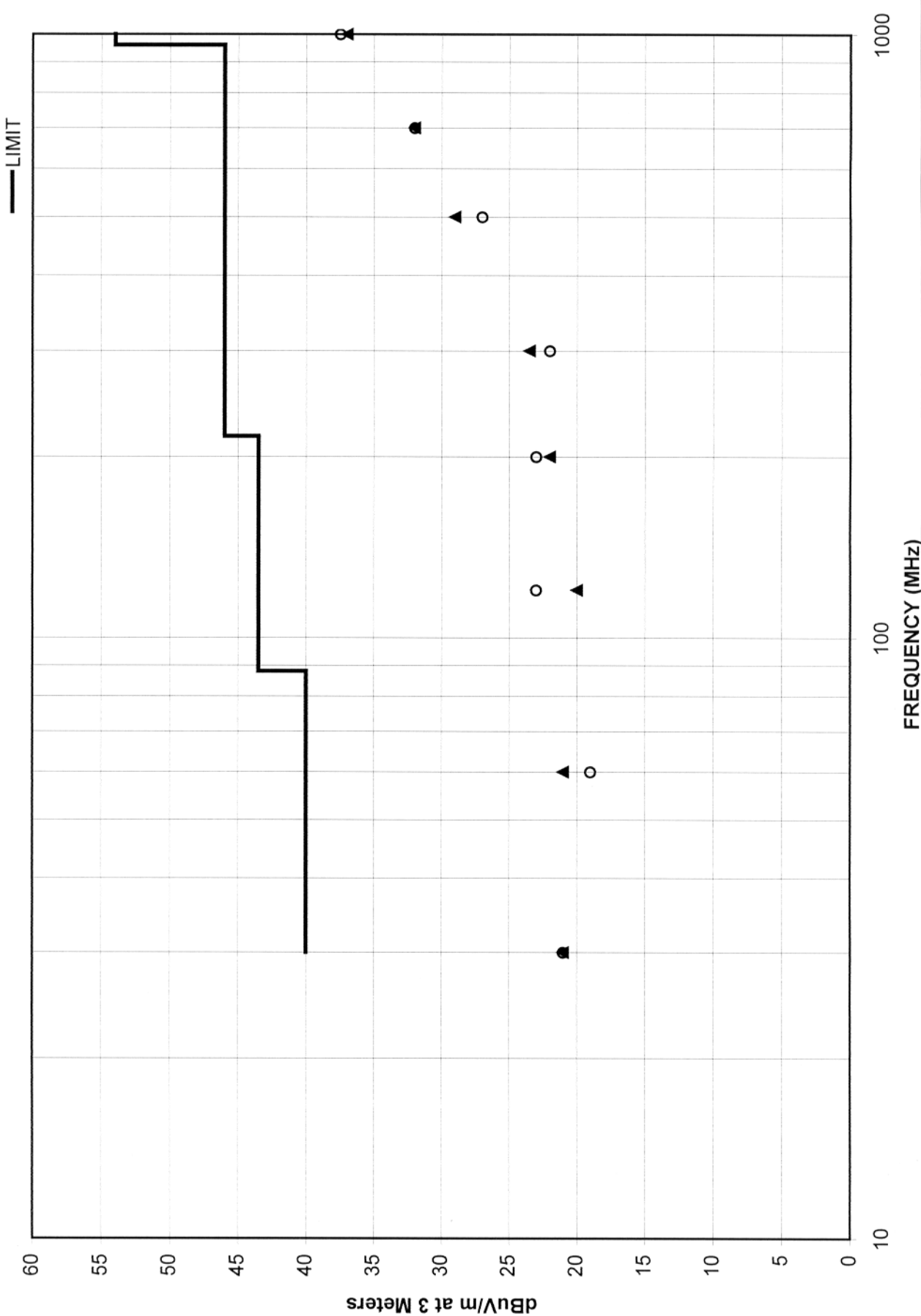


FIGURE 2



RADIATION SCIENCES INC.

ELECTROMAGNETIC EMISSION TEST

E U T	MANUFACTURER: <i>Tactical Technologies</i>					ADDITIONAL INFORMATION		DATE: <i>5-8-00</i>	TEST CODE <i>RE</i>
	MODEL NO. - <i>RX400</i>								TECHNICIAN
	SERIAL NO. - <i>Reciever</i>								ENGINEER <i>CBK</i>
	MODE -					FREQ. RANGE: <i>30-1000 MHz</i>			
TEMPERATURE:		RSI EQUIPMENT NUMBERS <i>032, 033, 77, 83</i>					TEST SPEC. <i>FCC Part 15</i>		
HUMIDITY:		<i>391</i>					<i>Class B</i>		
RADIATED DISTANCE: ANTENNA:						CONDUCTED LINE:			
<input checked="" type="checkbox"/> HORIZ. <input type="checkbox"/> BB <input checked="" type="checkbox"/> NB <input checked="" type="checkbox"/> VERT. <input type="checkbox"/> H <input checked="" type="checkbox"/> E						<input type="checkbox"/> BB <input type="checkbox"/> NB			
FREQ.	IND. LEVEL	CORRECTION FACTORS			FINAL LEVEL	ANTENNA HEIGHT	EUT AZIMUTH	REMARKS	
MHz	dBmV	ANT.			dBmV/m	Meters	Degrees		
30	10	11			21	1.00	0	Vertical	
60	11	10			21	1.00	0		
120	8	12			20	1.00	0		
200	7	15			22	1.00	0		
300	8	15.5			23.5	1.00	0		
500	11	18			29	1.00	0		
700	11	21			32	1.00	0		
1000	12	25			37	1.00	0		
30	10	11			21	1.00	0	Horizontal	
60	9	10			19	1.00	0		
120	11	12			23	1.00	0		
200	8	15			23	1.00	0		
300	7	15			22	1.00	0		
500	9	18			27	1.00	0		
700	11	21			32	1.00	0		
1000	12.5	25			37.5	1.00	0		



5.0 CONCLUSIONS

The FCC evaluation of the **Tactical Technologies Model RX400**, indicates that **THE UNIT COMPLIES WITH THE LIMITS SET FORTH IN FCC PART 15 FOR CLASS "B" INFORMATION TECHNOLOGY EQUIPMENT (ITE).**