

Polar OHR Sensor External Pictures, Model 4J



CONFIDENTIAL

19 November 2020



Figure 1. Device from the front. Markings and USB adapter contacts are visible.




Figure 2. Device from behind, OHR LEDs visible.



CONFIDENTIAL

19 November 2020




Figure 3. Charging indicator.




Figure 4. Side button visible.



Figure 5. Serial number and ID number visible.



CONFIDENTIAL

19 November 2020



Figure 6. Side view from the opposite side.



Figure 7. OHR LEDs are switched on.



CONFIDENTIAL

19 November 2020



Figure 8. Arm holder and strap.



Figure 9. Arm holder and strap opened.



Figure 10. USB adapter.



Figure 11. USB adapter from the other side.



CONFIDENTIAL

19 November 2020



Figure 12. Swim holder.



Figure 13. Swim holder from the other side.



Figure 14. Sales box.





Figure 15. The contents of the sales box.

