

Polar 4B External pictures



CONFIDENTIAL

30 March 2020



Figure 1. Device from the front with white wrist bands and USB adapter




Figure 2. Device from behind and Optical Heart Rate LEDs are on. USB adapter contacts are visible




Figure 3. USB adapter inserted into the device.





Figure 4. Device from the front.



Figure 5. Device from behind.



Figure 6. USB adapter inserted into the device.



CONFIDENTIAL

30 March 2020



Figure 7. Side view with the button visible.



Figure 8. Side view from the opposite side.



Figure 9. Side view, wrist band fastening location.



CONFIDENTIAL

30 March 2020

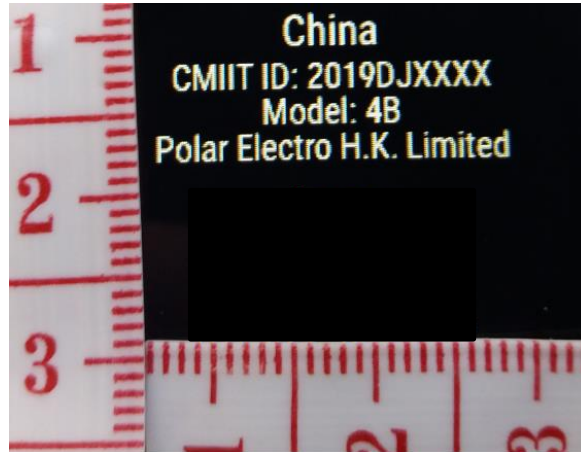


Figure 10. Template of Chinese certification ID.

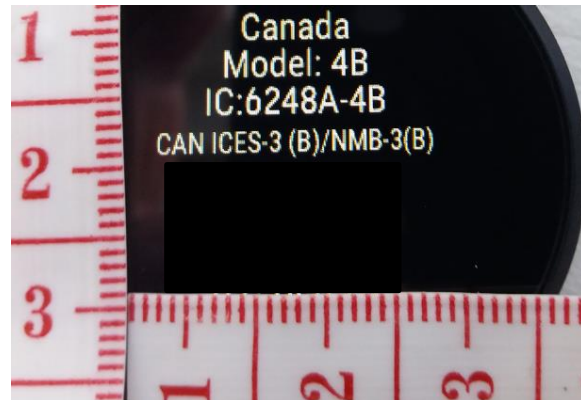


Figure 11. Canadian certification ID.



Figure 12. Sales box.

