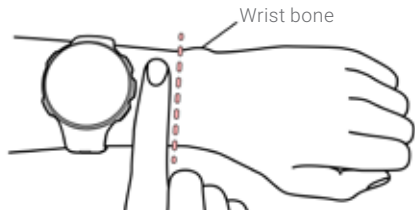



Wrist-based heart rate

To get accurate heart rate readings during training, make sure that you wear the watch correctly:

- Wear the watch on top of your wrist, at least a finger's width up from the wrist bone.
- Tighten the wristband firmly around your wrist. The sensor on the back must be in constant touch with your skin and the watch should not be able to move on your arm.
- Give your skin a few minutes to adapt to the watch before starting a training session.



When not measuring heart rate, loosen the wristband a bit for a more comfortable fit and to let your skin breathe.


 Your watch is also compatible with Polar heart rate sensor with chest straps. You can buy a heart rate sensor as an accessory. Find a full list of sensors and accessories your watch is compatible with at support.polar.com/en/support/compatibility_with_my_Polar

Start training

1. Wear your watch and tighten the wristband.
2. Press **BACK** to enter the main menu, choose **Start training**, and then browse to a sport profile.
3. Go outdoors and away from tall buildings and trees. Keep your watch still with the display upwards to catch GPS satellite signals. The circle around the GPS icon will turn green when the GPS is ready.
4. The watch has found your heart rate when your heart rate is shown.
5. When all signals are found, press **OK** to start training recording.

PAUSE AND STOP TRAINING

Press **BACK** to pause your training session. To continue training, press **OK**. To stop the session, press and hold **BACK** when paused until **Recording ended** is displayed. You'll get a summary of your training session on your watch right after you've stopped training.

 Your watch syncs your training data with the Flow mobile app automatically if your phone is within the Bluetooth range and the Flow app is running.

TAKE CARE OF YOUR WATCH

Keep your watch clean by rinsing it under running water after each training session. Before charging, please make sure there's no moisture, dust or dirt on the charging contacts of your watch and cable. Gently wipe off any dirt or moisture. **Do not charge the watch when it's wet.**

Polar Flow app and web service

VIEW YOUR TRAINING DATA AT A GLANCE ON THE MOBILE APP

Get the Polar Flow app on the App Store or Google Play, and pair your watch with your mobile using the app. Sync your watch with the Flow app after training and get an instant overview and feedback on your training, activity and sleep.

POLAR FLOW WEB SERVICE FOR MORE DETAILED ANALYSIS

Sync your training data to the Flow web service with your computer or via Flow app. In the web service you can track your achievements, get guidance and see a detailed analysis of your training results, activity and sleep.

Information about materials and technical specifications are available in the user manual at support.polar.com/en/support

The radio equipment operates 2.402 - 2.480 GHz ISM frequency band(s) and 5 mW maximum power.

The Polar Precision Prime optical heart rate sensor fusion technology uses a very small, safe amount of electric current on the skin to measure the contact of the device to your wrist to enhance accuracy.

APP STORE IS A SERVICE MARK OF APPLE INC.

ANDROID AND GOOGLE PLAY ARE TRADEMARKS OF GOOGLE INC.

IOS IS A TRADEMARK OR REGISTERED TRADEMARK OF CISCO IN THE U.S. AND OTHER COUNTRIES AND IS USED UNDER LICENSE.

MANUFACTURED BY
POLAR ELECTRO OY
[WWW.POLAR.COM](https://www.polar.com)

COMPATIBLE WITH
 **Bluetooth**



179XXXX.00 ENG 0X/20XX

GPS MULTISPORT WATCH

Getting Started Guide

Learn more at support.polar.com/en/support

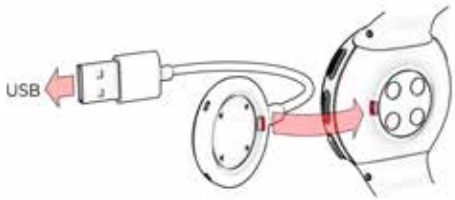
English

Get started

Congratulations on your great choice! In this guide we'll walk you through the first steps in starting to use your new Polar watch.

Before going out, please download the latest firmware during the setup. You'll be notified if a new version is available when doing the setup with a mobile device or a with a computer.

1. **To wake up and charge your watch**, plug it into a powered USB port or a USB charger with the custom cable that came in the box. The cable magnetically snaps into place, just make sure to align the ledge on the cable with the slot on your watch (marked with red). Please note that it takes a while for the charging animation to appear on the display. You can also wake up your watch by pressing and holding OK for 4 seconds if the battery is not completely empty.



2. **To set up your watch**, choose your language and preferred setup method. The watch gives you three options for setup: set up (A) with a mobile device, (B) with a computer or (C) from the watch. Browse to the option most convenient for you with **UP/DOWN** and confirm your selection with **OK**. We recommend option **A** or **B**.

A SET UP WITH A MOBILE DEVICE AND POLAR FLOW APP

Please note that you have to do the pairing in the Flow app and NOT in your mobile device's Bluetooth settings.

1. Make sure your **mobile device** is connected to the **internet** and turn on **Bluetooth®**.
2. Download the **Polar Flow app** from the App Store or Google Play on your mobile device.
3. Open the Flow app on your mobile device. The Flow app recognizes your watch nearby and prompts you to start pairing it. Tap the Start button.
4. When the Bluetooth Pairing Request confirmation message appears on your mobile device, check that the code shown on your mobile device matches the code shown on your watch.
5. Accept the Bluetooth pairing request on your mobile device and confirm the pin code on your watch by pressing OK. **Pairing done** is displayed once the pairing is completed.
6. **Sign in** with your **Polar account** or create a new one. We'll walk you through the sign-up and setup within the app.

When you're done with the settings, tap **Save and sync** and your settings are synced to your watch. Also remember to sync your watch with Flow regularly.

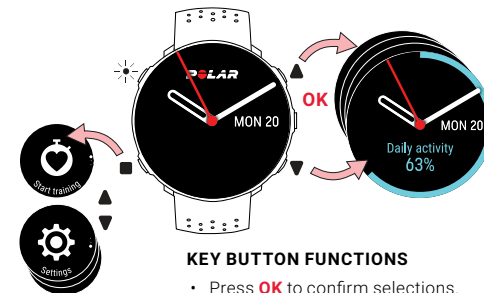
B SET UP WITH A COMPUTER

1. Go to **flow.polar.com/start** and download and then install the **Polar FlowSync** data transfer software to your computer.
2. Sign in with your Polar account or create a new one. We'll walk you through the sign-up and setup within the Polar Flow web service.

i To get the most accurate and personal training and activity data, it's important that you're precise with the settings in the setup.

i Options **A** and **B**: If there is a firmware update available for your watch, we recommend you install it during the setup. It may take up to 10 minutes to complete.

Get to know your watch



LIGHT

BACK/MENU/SYNC

UP

DOWN

KEY BUTTON FUNCTIONS

- Press **OK** to confirm selections.
- Browse the watch faces, training views and menu with **UP/DOWN**, move through selection lists, and adjust a chosen value.
- Return, pause and stop with **BACK**. In time view press **BACK** to enter the menu, press and hold to start pairing and syncing.
- Press and hold **LIGHT** to lock buttons.

TOUCH DISPLAY* (NOT AVAILABLE IN ALL MODELS)

- Tap the display to choose items
- Swipe up or down to scroll
- Swipe left or right in time view to view different watch faces

*Disabled during training sessions



Model number: 3N

POLAR 3N

English

This product is compliant with Directives 2014/53/EU and 2011/65/EU. The relevant Declaration of Conformity is available at www.polar.com/en/regulatory_information.

Deutsch

Dieses Produkt erfüllt die Anforderungen der Richtlinien 2014/53/EU und 2011/65/EU. Die zugehörige Konformitätserklärung ist erhältlich unter www.polar.com/de/rechtliche_informationen.

Français

Ce produit est conforme aux dispositions des directives 2014/53/UE et 2011/65/UE. La Déclaration de Conformité correspondante est disponible à l'adresse www.polar.com/fr/informations_reglementaires.

Ελληνικά

Το προϊόν αυτό είναι συμβατό με την Ευρωπαϊκή Οδηγία 2014/53/EU και 2011/65/EU. Η σχετική Δήλωση συμμόρφωσης είναι διαθέσιμη στην ηλεκτρονική διεύθυνση www.polar.com/el/regulatory_information.

Nederlands

Dit product voldoet aan de richtlijnen 2014/53/EU en 2011/65/EU. De desbetreffende conformiteitsverklaring is beschikbaar op www.polar.com/nl/wettelijk_verplichte_informatie.

Italiano

Questo prodotto è conforme alle Direttive 2014/53/UE e 2011/65/UE. La Dichiarazione di conformità relativa è disponibile sul sito www.polar.com/it/informazioni_normative.

Español

Este producto cumple con las Directivas 2014/53/UE y 2011/65/UE. La Declaración de conformidad correspondiente se puede encontrar en www.polar.com/es/informacion_reguladora.

Português

Este produto está conforme às Diretivas 2014/53/EU e 2011/65/EU. A respectiva Declaração de Conformidade está disponível em www.polar.com/pt/informacao_regulatoria.

Suomi

Tämä tuote on direktiivien 2014/53/EU ja 2011/65/EU mukainen. Asiaankuuluva Vaatimustenmukaisuusvakuutus on luettavissa osoitteessa www.polar.com/fi/lainsaadannolliset_tiedot.

Svenska

Denna produkt uppfyller direktiven 2014/53/EU och 2011/65/EU. Tillämplig försäkran om överensstämmelse finns tillgänglig på www.polar.com/sv/gallande_bestamnelser.

Dansk

Denne produkt er i overensstemmelse med direktiv 2014/53/EU og 2011/65/EU. Den relevante Erklæring om overensstemmelse findes på adressen www.polar.com/da/oplysninger_om_regulering.

Norsk

Denne produktet er i samsvar med EU-direktivene 2014/53/EU og 2011/65/EU. Den relevante samsvarserklæringen finner du på www.polar.com/nb/informasjon_om_forskrifter.

Compliance statement

CANADA

Polar Electro Oy has not approved any changes or modifications to this device by the user. Any changes or modifications could void the user's authority to operate the equipment.

Polar Electro Oy n'a approuvé aucune modification apportée à l'appareil par l'utilisateur, quelle qu'en soit la nature. Tout changement ou toute modification peuvent annuler le droit d'utilisation de l'appareil par l'utilisateur.

Innovation, Science and Economic Development Canada (ISED) regulatory information

This device complies with Innovation, Science and Economic Development Canada licence-exempt RSS standard(s). Operation is subject to the following two conditions: (1) this device may not cause interference, and (2) this device must accept any interference, including interference that may cause undesired operation of the device.

This device complies with the safety requirements for RF exposure in accordance with RSS-102 Issue 5 for portable use conditions.

Avis de conformité à la réglementation d'Innovation, Sciences et Développement économique Canada (ISDE)

Le présent appareil est conforme aux CNR d'Innovation, Sciences et Développement économique Canada applicables aux appareils radio exempts de licence. L'exploitation est autorisée aux deux conditions suivantes : (1) l'appareil ne doit pas produire de brouillage, et (2) l'utilisateur de l'appareil doit accepter tout brouillage radioélectrique subi, même si le brouillage est susceptible d'en compromettre le fonctionnement.

Cet appareil est conforme aux exigences de sécurité concernant l'exposition aux RF selon la norme RSS-102, 5ème édition, pour des conditions d'utilisation portable.

Class B digital device notice

This Class B digital apparatus complies with Canadian RSS-Gen and RSS-247.

Cet appareil numérique de la classe B est conforme à la norme CNR-Gen et CNR-247 du Canada.

CAN ICES-3(B)/NMB-3(B)

USA

Polar Electro Oy has not approved any changes or modifications to this device by the user. Any changes or modifications could void the user's authority to operate the equipment.

FCC regulatory information

This device complies with part 15 of the FCC rules. Operation is subject to the following two conditions: (1) This device may not cause harmful interference, and (2) This device must accept any interference received, including interference that may cause undesired operation.

Note: This equipment has been tested and found to comply with the limits for a Class B digital device, pursuant to part 15 of the FCC Rules. These limits are designed to provide reasonable protection against harmful interference in a residential installation. This equipment generates, uses and can radiate radio frequency energy and, if not installed and used in accordance with the instructions, may cause harmful interference to radio communications. However, there is no guarantee that interference will not occur in a particular installation.

If this equipment does cause harmful interference to radio or television reception, which can be determined by turning the equipment off and on, the user is encouraged to try to correct the interference by one or more of the following measures:

1. Reorient or relocate the receiving antenna.
2. Increase the separation between the equipment and receiver.
3. Connect the equipment into an outlet on a circuit different from that to which the receiver is connected.
4. Consult the dealer or an experienced radio/ TV technician for help.

This product emits radio frequency energy, but the radiated output power of this device is far below the FCC radio frequency exposure limits. This equipment complies with FCC RF radiation exposure limits for an uncontrolled environment. Nevertheless, the device should be used in such a manner that the potential for human contact with the antenna during normal operation is minimized.



Model number: 3N

POLAR 3N

English

This product is compliant with Directives 2014/53/EU and 2011/65/EU. The relevant Declaration of Conformity is available at www.polar.com/en/regulatory_information.

Deutsch

Dieses Produkt erfüllt die Anforderungen der Richtlinien 2014/53/EU und 2011/65/EU. Die zugehörige Konformitätserklärung ist erhältlich unter www.polar.com/de/rechtliche_informationen.

Français

Ce produit est conforme aux dispositions des directives 2014/53/UE et 2011/65/UE. La Déclaration de Conformité correspondante est disponible à l'adresse www.polar.com/fr/informations_reglementaires.

Ελληνικά

Το προϊόν αυτό είναι συμβατό με την Ευρωπαϊκή Οδηγία 2014/53/EU και 2011/65/EU. Η σχετική Δήλωση συμμόρφωσης είναι διαθέσιμη στην ηλεκτρονική διεύθυνση www.polar.com/el/regulatory_information.

Nederlands

Dit product voldoet aan de richtlijnen 2014/53/EU en 2011/65/EU. De desbetreffende conformiteitsverklaring is beschikbaar op www.polar.com/nl/wettelijk_verplichte_informatie.

Italiano

Questo prodotto è conforme alle Direttive 2014/53/UE e 2011/65/UE. La Dichiarazione di conformità relativa è disponibile sul sito www.polar.com/it/informazioni_normative.

Español

Este producto cumple con las Directivas 2014/53/UE y 2011/65/UE. La Declaración de conformidad correspondiente se puede encontrar en www.polar.com/es/informacion_reguladora.

Português

Este produto está conforme às Directivas 2014/53/EU e 2011/65/EU. A respectiva Declaração de Conformidade está disponível em www.polar.com/pt/informacao_regulatoria.

Suomi

Tämä tuote on direktiivien 2014/53/EU ja 2011/65/EU mukainen. Asiaankuuluva Vaatimustenmukaisuusvakuutus on luettavissa osoitteessa www.polar.com/fi/lainsaadannolliset_tiedot.

Svenska

Denna produkt uppfyller direktiven 2014/53/EU och 2011/65/EU. Tillämplig försäkran om överensstämmelse finns tillgänglig på www.polar.com/sv/gallande_bestamnelser.

Dansk

Denne produkt er i overensstemmelse med direktiv 2014/53/EU og 2011/65/EU. Den relevante Erklæring om overensstemmelse findes på adressen www.polar.com/da/oplysninger_om_regulering.

Norsk

Denne produktet er i samsvar med EU-direktivene 2014/53/EU og 2011/65/EU. Den relevante samsvarserklæringen finner du på www.polar.com/nb/informasjon_om_forskrifter.

Compliance statement

CANADA

Polar Electro Oy has not approved any changes or modifications to this device by the user. Any changes or modifications could void the user's authority to operate the equipment.

Polar Electro Oy n'a approuvé aucune modification apportée à l'appareil par l'utilisateur, quelle qu'en soit la nature. Tout changement ou toute modification peuvent annuler le droit d'utilisation de l'appareil par l'utilisateur.

Innovation, Science and Economic Development Canada (ISED) regulatory information

This device complies with Innovation, Science and Economic Development Canada licence-exempt RSS standard(s). Operation is subject to the following two conditions: (1) this device may not cause interference, and (2) this device must accept any interference, including interference that may cause undesired operation of the device.

This device complies with the safety requirements for RF exposure in accordance with RSS-102 Issue 5 for portable use conditions.

Avis de conformité à la réglementation d'Innovation, Sciences et Développement économique Canada (ISDE)

Le présent appareil est conforme aux CNR d'Innovation, Sciences et Développement économique Canada applicables aux appareils radio exempts de licence. L'exploitation est autorisée aux deux conditions suivantes : (1) l'appareil ne doit pas produire de brouillage, et (2) l'utilisateur de l'appareil doit accepter tout brouillage radioélectrique subi, même si le brouillage est susceptible d'en compromettre le fonctionnement.

Cet appareil est conforme aux exigences de sécurité concernant l'exposition aux RF selon la norme RSS-102, 5ème édition, pour des conditions d'utilisation portable.

Class B digital device notice

This Class B digital apparatus complies with Canadian RSS-Gen and RSS-247.

Cet appareil numérique de la classe B est conforme à la norme CNR-Gen et CNR-247 du Canada.

CAN ICES-3(B)/NMB-3(B)

USA

Polar Electro Oy has not approved any changes or modifications to this device by the user. Any changes or modifications could void the user's authority to operate the equipment.

FCC regulatory information

This device complies with part 15 of the FCC rules. Operation is subject to the following two conditions: (1) This device may not cause harmful interference, and (2) This device must accept any interference received, including interference that may cause undesired operation.

Note: This equipment has been tested and found to comply with the limits for a Class B digital device, pursuant to part 15 of the FCC Rules. These limits are designed to provide reasonable protection against harmful interference in a residential installation. This equipment generates, uses and can radiate radio frequency energy and, if not installed and used in accordance with the instructions, may cause harmful interference to radio communications. However, there is no guarantee that interference will not occur in a particular installation.

If this equipment does cause harmful interference to radio or television reception, which can be determined by turning the equipment off and on, the user is encouraged to try to correct the interference by one or more of the following measures:

1. Reorient or relocate the receiving antenna.
2. Increase the separation between the equipment and receiver.
3. Connect the equipment into an outlet on a circuit different from that to which the receiver is connected.
4. Consult the dealer or an experienced radio/ TV technician for help.

This product emits radio frequency energy, but the radiated output power of this device is far below the FCC radio frequency exposure limits. This equipment complies with FCC RF radiation exposure limits for an uncontrolled environment. Nevertheless, the device should be used in such a manner that the potential for human contact with the antenna during normal operation is minimized.