

Appendix B: Photographs




Figure B1. Conducted DUT Top view




Figure B2. Conducted DUT rear view




Figure B3. Conducted DTM sample




Figure B4. Conducted test setup



Figure B5. Radiated emission Setup – Low Range 30 to 1000MHz



Figure B6. Radiated emission Setup – High Range 1 to 18 GHz