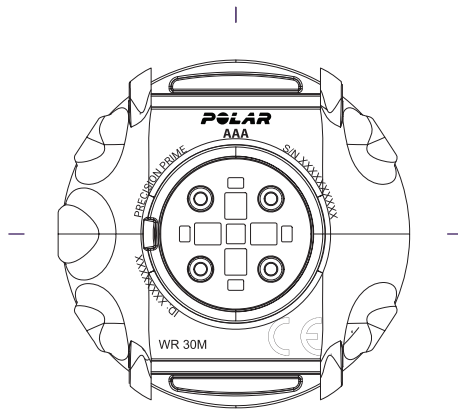
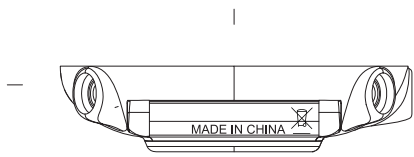


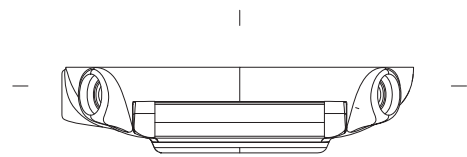
AAA Product label design and label location



REFERENCE BOTTOM VIEW



REFERENCE FRONT VIEW



REFERENCE BACK VIEW

Polar 3A Certification IDs on UI

Revision History:

Rev	Date	By	Description of Change
v.1.0	23.8.2018	Pentti Pärnänen	Initial release
v.2.0	28.8.2018	Pentti Pärnänen	Tabel of contents updated

TABLE OF CONTENTS:

1. BUTTON SEQUENCE TO SHOW CERTIFICATION IDS	3
2. GENERAL VIEW	3
3. FCC ID.....	4
4. IC AND RCM LOGO.....	4

1. Button sequence to show certification IDs

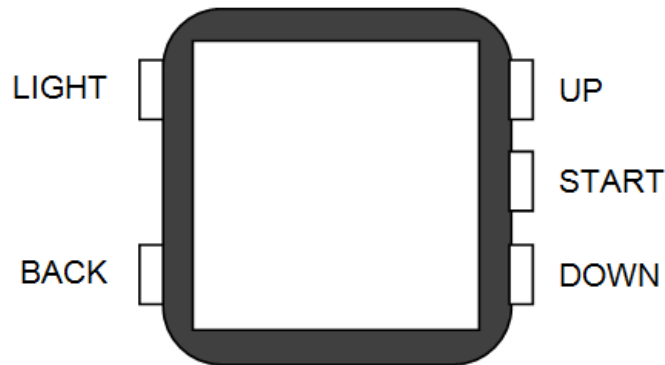


Figure 1. Clock view and used buttons

Clock view -> BACK BUTTON -> Start training view -> DOWN BUTTON -> Settings view -> START BUTTON -> General settings view -> START BUTTON -> DOWN BUTTON -> About your watch -> START BUTTON -> DOWN BUTTON to see different IDs.

2. General view



Figure 2. The device ID and HW model number.

3. FCC ID

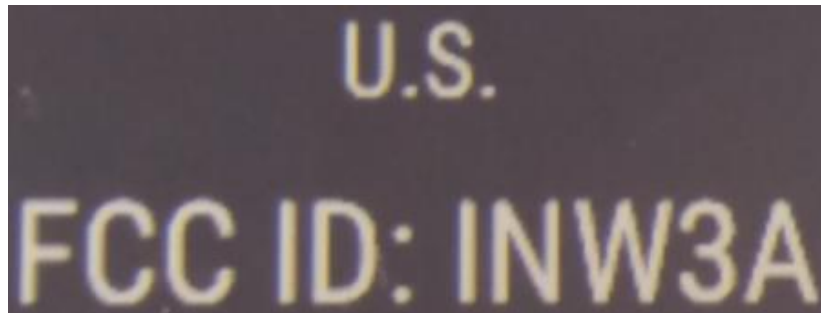


Figure 3. FCC ID

4. IC and RCM logo



Figure 4. IC ID & RCM-mark