

HW Platforms / R&D
Author: Pentti Pärnänen
+358 (0)440 210 358, pentti.parnanen@polar.com

Confidential

Polar 3A internal pictures

Revision History:

Rev	Date	By	Description of Change
v.1.0	22.5.2018	Pentti Pärnänen	Initial release

TABLE OF CONTENTS:

1 INTERNAL PICTURES ERROR! BOOKMARK NOT DEFINED.

1 Internal pictures



Figure 1. 3A as a whole




Figure 2. The display module removed.




Figure 3. The four screws have been removed and the main board has been removed.



Figure 4. The OHR board is under the battery.




Figure 5. The OHR board is visible from the bottom of the device and the LEDs of the OHR.




Figure 6. The main board without shields.




Figure 7. The other side of the main board and the OHR board.