

HW Platforms / R&D
Author: Pentti Pärnänen
+358 (0)440 210 358, pentti.parnanen@polar.com

Confidential

Polar 2X 2nd round internal pictures

Revision History:

Rev	Date	By	Description of Change
V 1.0	6.9.2018	Pentti Pärnänen	Initial release

TABLE OF CONTENTS:

1. INTERNAL PICTURES 3
2. PICTURES OF 2X 3ND ROUND PWBS 9

1. Internal pictures



Figure 1. Device as a whole.




Figure 2. Display module separated.




Figure 3. The three screws have been removed and the battery and antenna frame have been removed.




Figure 4. Antenna frame removed




Figure 5. The main board and battery have been removed from the back case.



Figure 6. The battery and the main board from other side.




Figure 7. Different moduls separated.




Figure 8. Modules from different side.

2. Pictures of 2X 3rd round PWBs




Figure 9. The main board with the display module




Figure 10. The main board the shield removed.




Figure 11. The main board from bottom.




Figure 12. The OHR board on it's place from component side and OHR board from LED side.