

Author: Antti Häggman
+358 (0)8 5202 100, antti.haggman@polar.com




Figure 1. Product opened




Figure 2. Antenna on the upper right corner of the cavity

Author: Antti Häggman
+358 (0)8 5202 100, antti.haggman@polar.com



Figure 3. Electronics assembly, side view.




Figure 4. Electronics assembly, top view

Author: Antti Häggman
+358 (0)8 5202 100, antti.haggman@polar.com




Figure 5. Electronics assembly, LED board opened, top view.




Figure 6. Electronics module opened. Main board from the backside.

Author: Antti Häggman
+358 (0)8 5202 100, antti.haggman@polar.com



Figure 7. Battery on the back plate