

**Annex B to Test Report No. 56305-20559-6**

**Photographs Taken During Testing**


Photo No. B1

Test setup for conducted emission test 150 kHz - 30 MHz




## Photos No. B2 - B3

### Test setup for conducted emission test 150 kHz - 30 MHz - continued -



## Photos No. B4 - B5

### Test setup for radiated emission pre-test 30 MHz - 1 GHz (semi anechoic room)





## Photos No. B6 - B7

Test setup for radiated emission pre-test 30 MHz - 1 GHz (semi anechoic room)  
- continued -



## Photos No. B8 - B9

Test setup for radiated emission final test 30 MHz - 1 GHz (open area test site)






## Photos No. B10 - B11

Test setup for radiated emission final test 30 MHz - 1 GHz (open area test site)  
- continued -



## Photos No. B12 - B13

### Test setup for radiated emission test above 1 GHz (semi anechoic room)





## Photos No. B14 - B15

### Test setup for radiated emission test above 1 GHz (semi anechoic room) - continued -

