


9.10. SETUP PHOTOS


Radiated Emission 30 – 1000 MHz




Radiated Emission above 1 GHz



Antenna Terminal Port Measurement



Line Conduction Emission



END OF REPORT