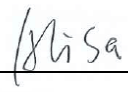




## RF Exposure Evaluation Report

<b>Report Reference No.</b> .....	<b>MTWG22040320-H</b>	
<b>FCC ID</b> .....	<b>IKQBTMSS</b>	
Compiled by ( position+printed name+signature)..:	File administrators Alisa Luo	
Supervised by ( position+printed name+signature)..:	Test Engineer Sunny Deng	
Approved by ( position+printed name+signature)..:	Manager Yvette Zhou	
Date of issue.....	<b>April 28, 2022</b>	
<b>Representative Laboratory Name .:</b> Shenzhen Most Technology Service Co., Ltd.		
Address .....	No.5, 2nd Langshan Road, North District, Hi-tech Industrial Park, Nanshan, Shenzhen, Guangdong, China.	
<b>Applicant's name</b> .....: Scosche Industries Inc.		
Address .....	<b>1550 Pacific Ave, Oxnard, CA 93033.</b>	
<b>Test specification/ Standard</b> .....		
	<b>47 CFR Part 1.1307</b>	
	<b>47 CFR Part 2.1093</b>	
TRF Originator.....	Shenzhen Most Technology Service Co., Ltd.	
<b>Shenzhen Most Technology Service Co., Ltd. All rights reserved.</b>		
This publication may be reproduced in whole or in part for non-commercial purposes as long as the Shenzhen Most Technology Service Co., Ltd. is acknowledged as copyright owner and source of the material. Shenzhen Most Technology Service Co., Ltd. takes no responsibility for and will not assume liability for damages resulting from the reader's interpretation of the reproduced material due to its placement and context.		
<b>Test item description</b> .....	Portable Wireless Speaker with Built-in Magsafe	
Trade Mark .....	Scosche	
Model/Type reference.....	BTMSS	
Listed Models .....	BTMSSWT	
Modulation Type .....	GFSK, $\pi/4$ DQPSK, 8DPSK	
Operation Frequency.....	From 2402MHz to 2480MHz	
Hardware Version.....	1.0	
Software Version .....	1.0	
Rating .....	DC 3.7V(by battery) DC 5V(by USB)	
Result.....	PASS	

# TEST REPORT

Equipment under Test : Portable Wireless Speaker with Built-in Magsafe

Model /Type : BTMSS

Listed Models : BTMSSWT

Remark : Only the model name and exterior color are different

Applicant : **Scosche Industries Inc.**

Address : 1550 Pacific Ave, Oxnard, CA 93033.

Manufacturer : **Scosche Industries Inc.**

Address : 1550 Pacific Ave, Oxnard, CA 93033.

<b>Test Result:</b>	<b>PASS</b>
---------------------	-------------

The test report merely corresponds to the test sample.  
It is not permitted to copy extracts of these test result without the written permission of the test laboratory.

## 1. Revision History

Revision	Issue Date	Revisions	Revised By
00	2022.04.28	Initial Issue	Alisa Luo

## **2. SAR Evaluation**

### **2.1 RF Exposure Compliance Requirement**

#### **2.1.1 Standard Requirement**

According to KDB447498D01 General RF Exposure Guidance v06

##### 4.3.1. Standalone SAR test exclusion considerations

Unless specifically required by the published RF exposure KDB procedures, standalone 1-g head or body and 10-g extremity SAR evaluation for general population exposure conditions, by measurement or numerical simulation, is not required when the corresponding SAR Exclusion Threshold condition, listed below, is satisfied.

#### **2.1.2 Limits**

The 1-g and 10-g SAR test exclusion thresholds for 100 MHz to 6 GHz at test separation distances  $\leq 50$  mm are determined by:

$[(\text{max. power of channel, including tune-up tolerance, mW})/(\text{min. test separation distance, mm})] \cdot [\sqrt{f(\text{GHz})}]$   
 $\leq 3.0$  for 1-g SAR and  $\leq 7.5$  for 10-g extremity SAR, where

$f(\text{GHz})$  is the RF channel transmit frequency in GHz

Power and distance are rounded to the nearest mW and mm before calculation<sup>17</sup>

The result is rounded to one decimal place for comparison

The test exclusions are applicable only when the minimum test separation distance is  $\leq 50$  mm and for transmission frequencies between 100 MHz and 6 GHz. When the minimum test separation distance is  $< 5$  mm, a distance of 5 mm is applied to determine SAR test exclusion

2.1.3 EUT RF Exposure

Measurement Data

BT classic

GFSK			
Test channel	Peak Output Power (dBm)	Tune up tolerance (dBm)	Maximum tune-up Power
			(dBm)
Lowest(2402MHz)	-2.018	-2.018 ± 1	-1.018
Middle(2440MHz)	-0.041	-0.041 ± 1	0.959
Highest(2480MHz)	0.998	0.998 ± 1	1.998

π /4DQPSK			
Test channel	Peak Output Power (dBm)	Tune up tolerance (dBm)	Maximum tune-up Power
			(dBm)
Lowest(2402MHz)	-0.134	-0.134 ± 1	0.866
Middle(2440MHz)	1.831	1.831 ± 1	2.831
Highest(2480MHz)	2.871	2.871 ± 1	3.871

8DPSK			
Test channel	Peak Output Power (dBm)	Tune up tolerance (dBm)	Maximum tune-up Power
			(dBm)
Lowest(2402MHz)	0.147	0.147 ± 1	1.147
Middle(2440MHz)	2.118	2.118 ± 1	3.118
Highest(2480MHz)	3.133	3.133 ± 1	4.133

Worst case: GFSK						
Channel	Maximum Peak Conducted Output Power (dBm)	Maximum tune-up Power		Calculated value	Exclusion threshold	SAR Test Exclusion
		(dBm)	(mW)			
Middle(2480MHz)	3.133	4.133	2.59	0.87	3.0	Yes

.....THE END OF REPORT.....