

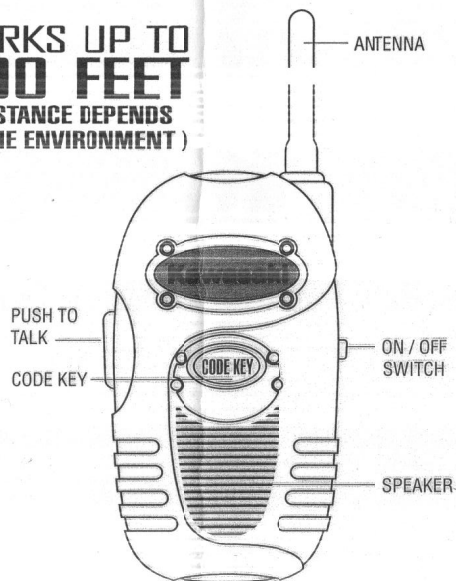
SIZE: A5

BLACK

AGES 5 & UP

FREE TALKER™ WALKIE TALKIES

WORKS UP TO
200 FEET
(DISTANCE DEPENDS
ON THE ENVIRONMENT)

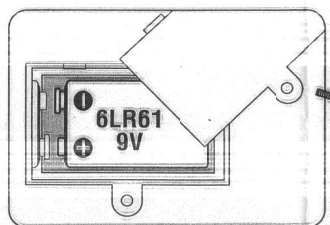


A	H	O	V
B	I	P	W
C	J	Q	X
D	K	R	Y
E	L	S	Z
F	M	T	
G	N	U	

MORSE CODE

Morse code was invented by Samuel F. B. Morse in 1832. Morse code can be transmitted by sound or light, as sometimes happens between ships at sea. Morse code uses a series of short

and long segments. The short and long segments can be formed by what is called dots and dashes. The Morse code chart is below. Try it yourself.



BATTERY REPLACEMENT

REMOVE SCREW TO OPEN BATTERY COMPARTMENT COVER. EACH UNIT REQUIRES 1-9V BATTERY (NOT INCLUDED). ALWAYS REPLACE ALL THREE BATTERIES AT THE SAME TIME. REPLACE BATTERY COMPARTMENT COVER AND SCREW. ALKALINE BATTERIES ARE RECOMMENDED FOR BEST PERFORMANCE. DO NOT MIX OLD AND NEW BATTERIES. DO NOT MIX ALKALINE, STANDARD (CARBON-ZINC), OR RECHARGEABLE (NICKEL-CADMIUM) BATTERIES. NON-RECHARGEABLE BATTERIES ARE NOT TO BE RECHARGED. BATTERIES ARE TO BE INSERTED WITH THE CORRECT POLARITY. EXHAUSTED BATTERIES ARE TO BE REMOVED FROM THE TOY. THE SUPPLY TERMINALS ARE NOT TO BE SHORT-CIRCUITED. RECHARGEABLE BATTERIES ARE TO BE REMOVED FROM THE TOY BEFORE BEING CHARGED. RECHARGEABLE BATTERIES ARE ONLY TO BE CHARGED UNDER ADULT SUPERVISION. ONLY BATTERIES OF THE SAME OR EQUIVALENT TYPE AS RECOMMENDED ARE TO BE USED. DO NOT DISPOSE OF BATTERIES IN FIRE. BATTERIES MAY EXPLODE OR LEAK.

THIS DEVICE COMPLIES WITH PART 15 OF THE FCC RULES. OPERATION IS SUBJECT TO THE FOLLOWING TWO CONDITIONS: (1) THIS DEVICE MAY NOT CAUSE HARMFUL INTERFERENCE, AND (2) THIS DEVICE MUST ACCEPT ANY INTERFERENCE RECEIVED, INCLUDING INTERFERENCE THAT MAY CAUSE UNDESIRABLE OPERATION. NOTE: THE MANUFACTURER IS NOT RESPONSIBLE FOR ANY RADIO OR TV INTERFERENCE CAUSED BY UNAUTHORIZED MODIFICATIONS TO THE EQUIPMENT SUCH MODIFICATIONS COULD VOID THE USER AUTHORITY TO OPERATE THE EQUIPMENT.

NOTE: THIS EQUIPMENT HAS BEEN TESTED AND FOUND TO COMPLY WITH THE LIMITS FOR A CLASS B DIGITAL DEVICE, PURSUANT TO PART 15 OF THE FCC RULES. THESE LIMITS ARE DESIGNED TO PROVIDE REASONABLE PROTECTION AGAINST HARMFUL INTERFERENCE IN A RESIDENTIAL INSTALLATION. THIS EQUIPMENT GENERATES, USES AND CAN RADIATE RADIO FREQUENCY ENERGY AND IF NOT INSTALLED AND USED IN ACCORDANCE WITH THE INSTRUCTIONS, MAY CAUSE HARMFUL INTERFERENCE TO RADIO COMMUNICATIONS. HOWEVER, THERE IS NO GUARANTEE THAT INTERFERENCE WILL NOT OCCUR IN A PARTICULAR INSTALLATION.

IF THIS EQUIPMENT DOES CAUSE HARMFUL INTERFERENCE TO RADIO OR TELEVISION RECEPTION, WHICH CAN BE DETERMINED BY TURNING THE EQUIPMENT OFF AND ON, THE USER IS ENCOURAGED TO TRY TO CORRECT THE INTERFERENCE BY ONE OR MORE OF THE FOLLOWING MEASURES:

- REORIENT OR RELOCATE THE RECEIVING ANTENNA.
- INCREASE THE SEPARATION BETWEEN THE EQUIPMENT AND RECEIVER.
- CONNECT THE EQUIPMENT INTO AN OUTLET ON A CIRCUIT DIFFERENT FROM THAT TO WHICH THE RECEIVER IS CONNECTED.
- CONSULT THE DEALER OR AN EXPERIENCE RADIO/TV TECHNICIAN FOR HELP.



because kidz like toyz

KIDZ TOYZ, INC. MT. KISCO, N.Y. 10549

For Product Questions,
Call 1-877-KIDZTOY (877-543-3869)
Ask for CUSTOMER SERVICE.
Only in the U.S. and CANADA


Please visit us on the web at: www.kidztoyz.com

TO OPERATE

- Switch the ON/OFF VOLUME control ON by sliding upwards. To transmit, press the PUSH TO TALK button with the speaker about 4" from your mouth.
- To receive a message, release the PUSH TO TALK button.
- To transmit a code, hold down the PUSH TO TALK button and then tap the CODE KEY button to transmit the desired code characters.
- After you have finished using your walkie-talkies switch the ON/OFF volume OFF by sliding downwards.
- Press the ON button to use the flashlight. The flashlight turns OFF when you release the button.

CAUTION:

- Operation performance may be affected by surrounding structures and equipment. For best results, use the walkie talkies in an open area.
- If your walkie talkies are not operating properly install a new battery. The manufacturer recommends alkaline batteries for maximum performance.
- Always turn the walkie talkies "OFF" when you are finished using them.
- To prevent damage, do not expose walkie-talkies to rain or moisture.
- Do not touch the antenna with your fingers or hand, it may cause weak transmission.
- Your walkie talkies have been set and fully adjusted by the manufacturer prior to shipping. Do not touch internal parts other than replacing the battery.
- Modifications not authorized by the manufacturer should not be made.
- Changes or modification not expressly approved by the party responsible for compliance could void the user's authority to operate the equipment.



87-11534-45628

KAWASAKI® IS A TRADEMARK LICENSED BY KAWASAKI MOTORS CORP., U.S.A.,

WHICH DOES NOT MANUFACTURE OR DISTRIBUTE THIS PRODUCT. CONSUMER INQUIRIES SHOULD BE DIRECTED TO KIDZ TOYZ, INC., 280 NORTH BEDFORD ROAD, SUITE 203, MT. KISCO, NEW YORK 10549 USA

MADE IN CHINA
ITEM NO. 22215