

APPLICANT: MOTOROLA

TRANSCIVER TYPE: IHET5AW1

-48V SC4812T @800 MHz CDMA BTS FRAME

TEST REPORT EXHIBIT

Index

| <u>Section</u> | <u>Description</u> |
|----------------|--|
| A | Summary of RF Measurements |
| B | Modulation Characteristics |
| C | Spurious & Harmonic Emissions Radiated |
| D | Spurious & Harmonic Emissions Conducted |
| E | Occupied Bandwidth |
| F | Frequency Stability |



MOTOROLA

Cellular Infrastructure Group

FCC ID: IHET5AW1

SECTION A

**SUMMARY OF RF
MEASUREMENTS**

Summary of Radiated RF Measurements

WORST TRANSMIT RADIATED RF SPUR LEVEL FOR -48V SC4812T @800 MHz BTS FRAME

| SPUR FREQUENCY (GHz) | DISTANCE MEASURED (meters) | SPUR LEVEL MEASURED (dBµV/meter) | SPUR LEVEL MEASURED (dBm) | FCC MAX LIMIT dBm |
|----------------------------|----------------------------------|--|---------------------------------|----------------------|
| 1.754 | 3 | 57.39 | -37.84 | -13 |

FCC Max. Limit Per 47 CFR 22.917:

- “ =Transmitted Power (10 Log₁₀ (P_{watt})) - (43 + 10 Log₁₀ (P_{watt})) dBW
- “ =10 Log₁₀ (P_{watt}) - (43 + 10 Log₁₀ (P_{watt})) dBW
- “ =-43 dBW
- “ =-13 dBm

Areg Vaughn
Radiated Engineer

2/1/01
Date

APPLICANT: MOTOROLA

TRANSCEIVER TYPE: IHET5AW1

Summary of Conducted RF Measurements

| SPUR LEVEL MEASURED (dBm) | FREQUENCY (GHz) | SPUR LEVEL SPEC (dBm Max) |
|---------------------------|-----------------|---------------------------|
| -54.26 | 1.78662 | -13.0 |

Areg Vaught
Conducted Engineer

2/1/01
Date



MOTOROLA

Cellular Infrastructure Group

FCC ID: IHET5AW1

SECTION B

**MODULATION
CHARACTERISTICS**



MOTOROLA

Cellular Infrastructure Group

SECTION B

FCC ID: IHET5AW1

MODULATION CHARACTERISTICS

Maximum Power

CDMA ANALYZER

Rho **0.9730**
Time Offset **1.50** us

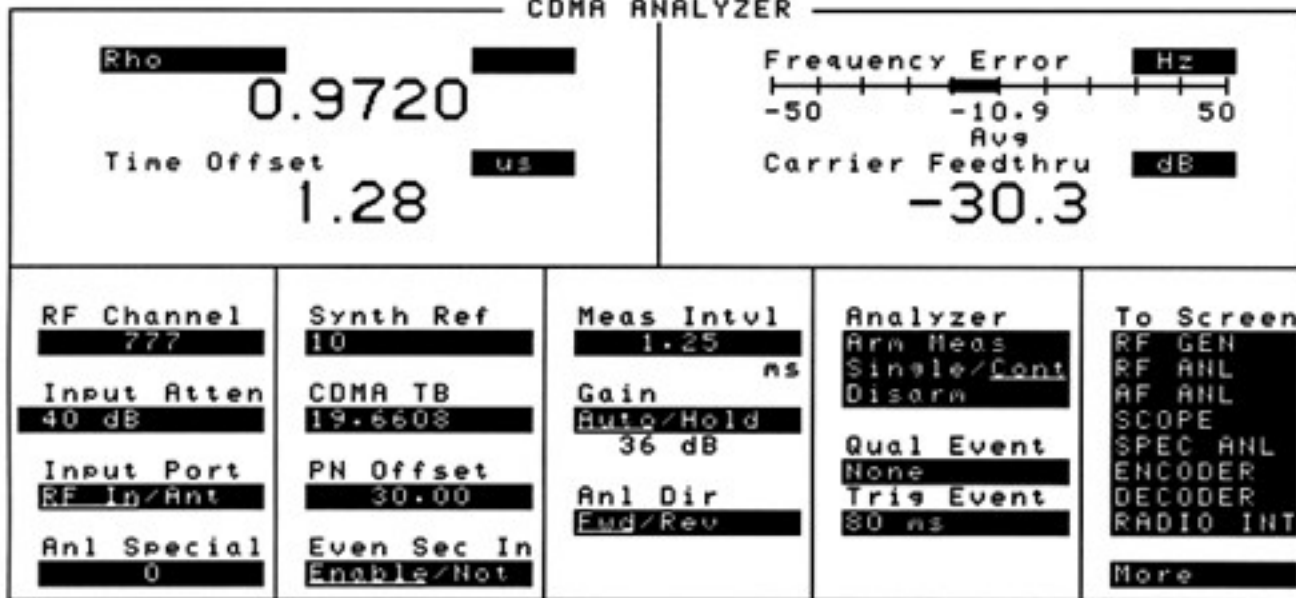
Frequency Error **-10.3** Hz
Carrier Feedthru **-31.5** dB

| | | | | |
|--------------------------------|----------------------------------|--|---|---|
| RF Channel 1013 | Synth Ref 10 | Meas Intvl 1.25 ns | Analyzer Arr Meas Single/Cont Disarm | To Screen RF GEN RF ANL AF ANL SCOPE SPEC ANL ENCODER DECODER RADIO INT |
| Input Atten 40 dB | CDMA TB 19.6608 | Gain Auto/Hold 36 dB | Qual Event None | Tris Event 80 ns |
| Input Port RF In/Ant | PN Offset 0.00 | Anl Dir Ewd/Rev | | More |
| Anl Special 0 | Even Sec In Enable/Not | | | |

Channel 1013
869.70 MHz
Maximum Power

IHET5AW1
-48V SC4812T @ 800 MHz
CDMA BTS Frame

CDMA ANALYZER



Channel 777
 893.31 MHz
 Maximum Power

IHET5AW1
 -48V SC4812T @ 800 MHz
 CDMA BTS Frame



MOTOROLA

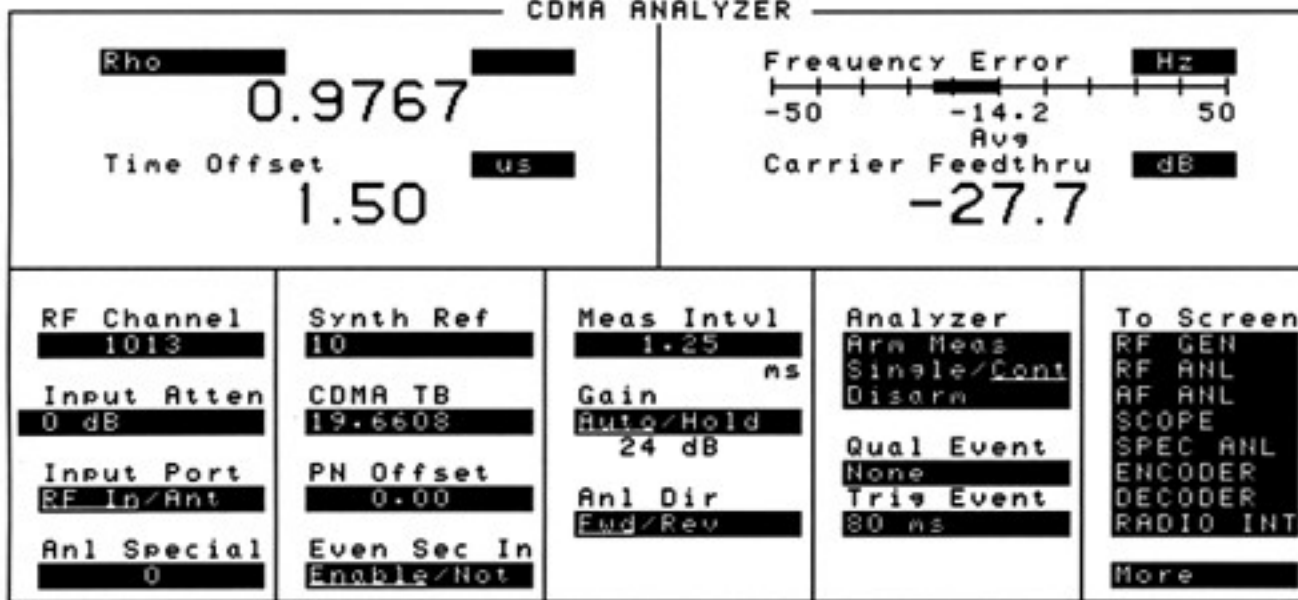
Cellular Infrastructure Group

SECTION B

FCC ID: IHET5AW1

MODULATION CHARACTERISTICS

Minimum Power



Channel 1013
 869.70 MHz
 Minimum Power

IHET5AW1
 -48V SC4812T @ 800 MHz
 CDMA BTS Frame

CDMA ANALYZER

| | | | | |
|--------------------------------------|----------------------------------|--|---|---|
| Rho 0.9758 | | Frequency Error Hz -50 -15.2 50 Avg | | |
| Time Offset us 1.28 | | Carrier Feedthru dB -28.9 | | |
| RF Channel 777 | Synth Ref 10 | Meas Intvl 1.25 ms | Analyzer Arr Meas Single/Cont Disarm | To Screen RF GEN RF ANL AF ANL SCOPE SPEC ANL ENCODER DECODER RADIO INT |
| Input Atten 0 dB | CDMA TB 19.6608 | Gain Auto/Hold 24 dB | Qual Event None | More |
| Input Port RF_In/Ant | PN Offset 30.00 | Anl Dir Ewd/Rev | Tris Event 80 ns | |
| Anl Special 0 | Even Sec In Enable/Not | | | |

Channel 777
 893.31 MHz
 Minimum Power

IHET5AW1
 -48V SC4812T @ 800 MHz
 CDMA BTS Frame



MOTOROLA

Cellular Infrastructure Group

FCC ID: IHET5AW1

SECTION C

**SPURIOUS & HARMONIC
EMISSIONS RADIATED**

Radiated RF Measurements

WORST RADIATED RF SPUR LEVEL FOR -48V SC4812T @800 MHz

| TRANSMIT CHANNEL | SPUR FREQUENCY (GHz) | MEASURED SIGNAL LEVEL dBuV/meter | MEASURED Signal Level (dBm) | FCC, Part 22 MAX LIMIT (dBm) |
|------------------|----------------------|----------------------------------|-----------------------------|------------------------------|
| | 1.754 | 57.39 | -37.84 | -13 |
| | 2.631 | 49.4 | -45.83 | -13 |

Converting dBuV/meter to dBm when Part 22 is done at 3 meters.

1. $(\text{dBuV/M} / 20) * (\text{Inverse Log}) = \text{uV/M}$
2. $\text{Log}(\text{uV/M} / 57735) * 20 = \text{dBm}$

Example 42.52 dBuV/m to dBm

$$(42.52 \text{ dBuV/m} / 20) * (\text{Inverse Log}) = 68.60 \text{ uV/M}$$

$$\text{Log} (68.60 \text{ uV/m} / 57735) * 20 = -52.71 \text{ dBm}$$

If the test is done at 10 meters, the first formula would remain the same. The 2nd is as follows $\text{Log}[(\text{uV/m} * 1 / (3 * 57735) / 10)] * 20 \text{ dBm}$

Areg Vaught
Radiated Engineer

2/1/01
Date



MOTOROLA

Cellular Infrastructure Group

FCC ID: IHET5AW1

SECTION D

SPURIOUS & HARMONIC EMISSIONS CONDUCTED

NOTE: The plots for conducted spurious and harmonic emissions are measured in peak mode. The higher (than 46.5 dBm) levels measured in peak mode are expected, due to typical CDMA peak to average performance. The average power level was set to 46.5 dBm using an HP438A power meter.



MOTOROLA

Cellular Infrastructure Group

SECTION D

FCC ID: IHET5AW1

SPURIOUS & HARMONIC EMISSIONS CONDUCTED

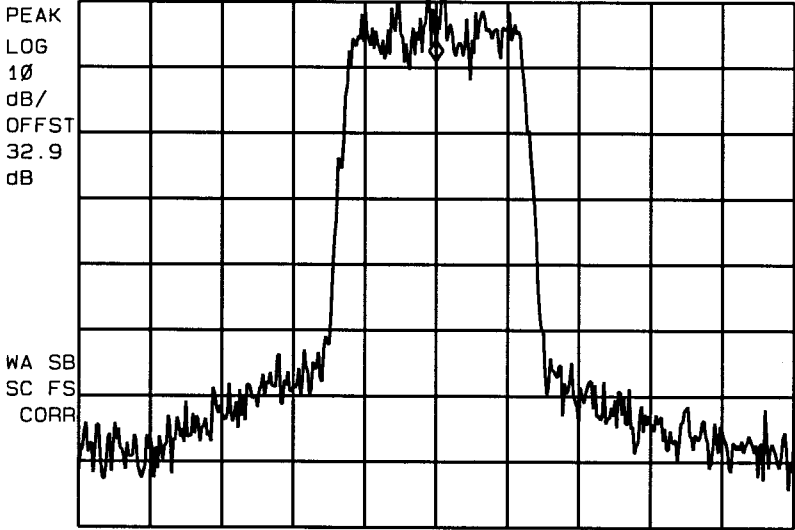
CDMA Transmitter Channel 1013

Maximum Power

Channel 1013
Maximum Power

16:09:10 DEC 15, 1998

REF 39.9 dBm #AT 40 dB MKR 869.700 MHz
30.87 dBm



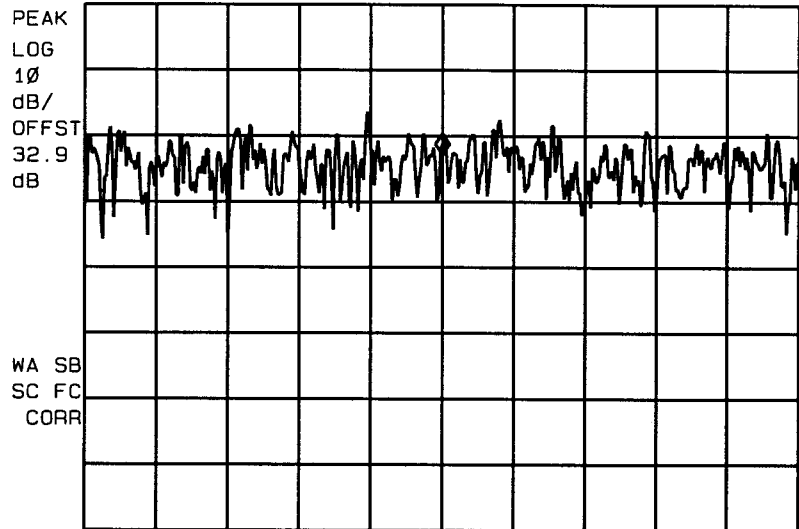
CENTER 869.700 MHz SPAN 5.000 MHz
#RES BW 30 kHz VBW 30 kHz SWP 20.0 msec

IHET5AW1
-48V SC4812T @ 800 MHz
CDMA BTS Frame

btsate
12-15-98
17:14:01

16:10:04 DEC 15, 1998

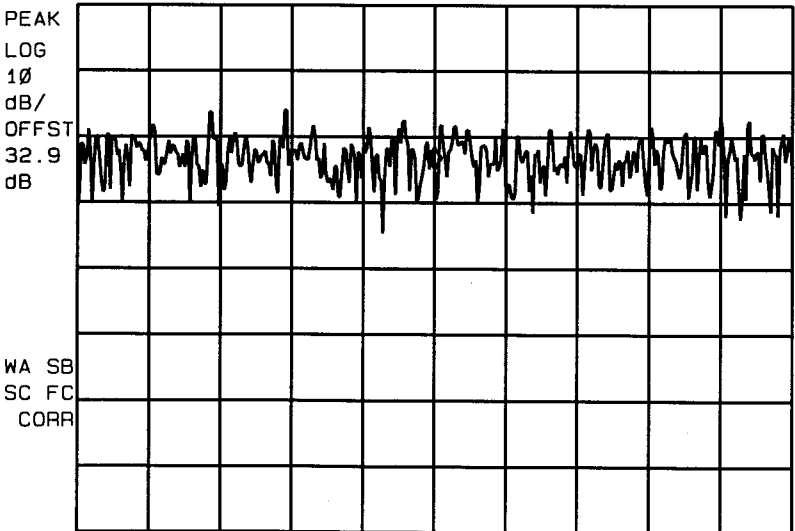
REF -37.1 dBm #AT 40 dB MKR 1.739400000 GHz
-59.89 dBm



CENTER 1.739400000 GHz SPAN 2.000 kHz
#RES BW 30 Hz VBW 30 Hz SWP 6.67 sec

16:10:25 DEC 15, 1998

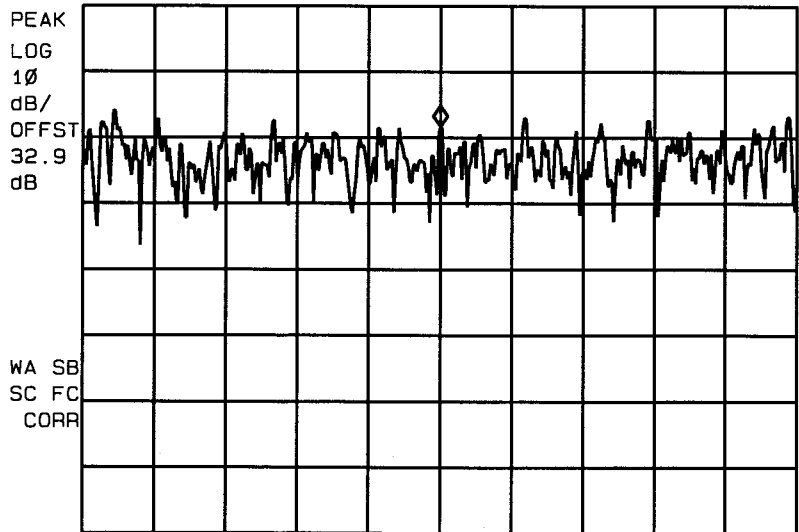
REF -37.1 dBm #AT 40 dB MKR 2.609100000 GHz
-61.90 dBm



CENTER 2.609100000 GHz SPAN 2.000 kHz
#RES BW 30 Hz VBW 30 Hz SWP 6.67 sec

16:10:57 DEC 15, 1998

REF -37.1 dBm #AT 40 dB MKR 3.478800000 GHz
-55.43 dBm

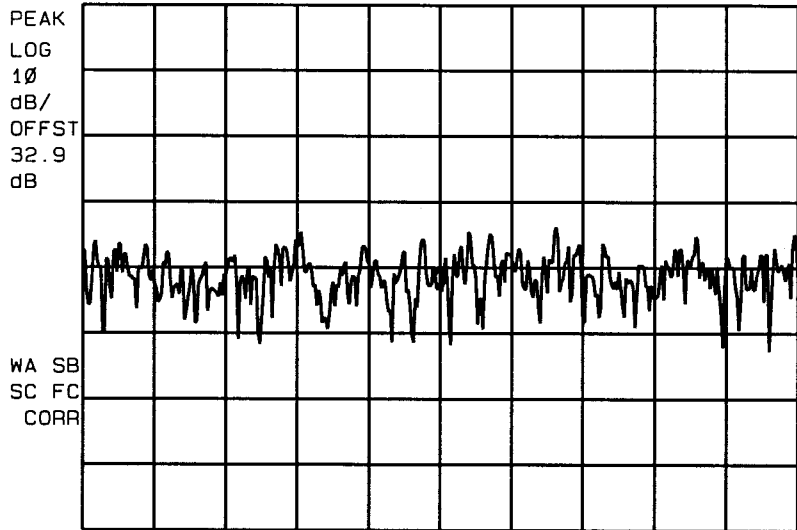


CENTER 3.478800000 GHz SPAN 2.000 kHz
#RES BW 30 Hz VBW 30 Hz SWP 6.67 sec

Channel 1013
Maximum Power

09:45:37 DEC 15, 1998

REF -29.0 dBm #AT 30 dB MKR 4.348500000 GHz -72.20 dBm



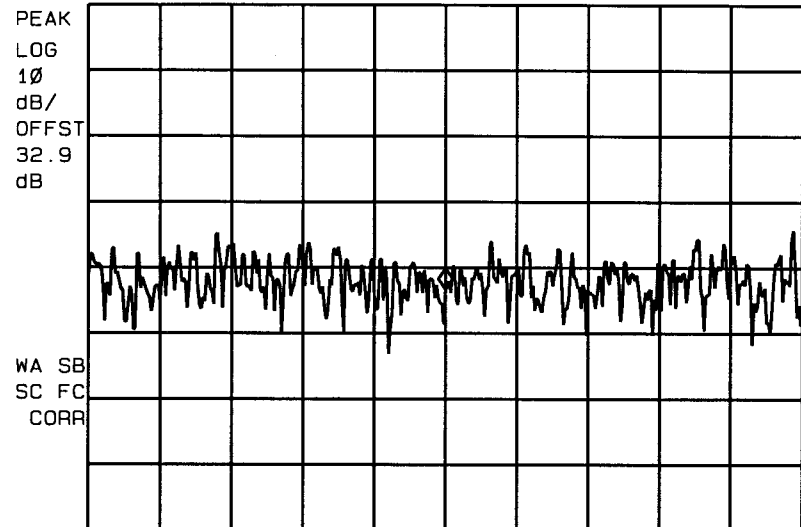
CENTER 4.348500000 GHz SPAN 2.000 kHz
#RES BW 30 Hz VBW 30 Hz SWP 6.67 sec

IHET5AW1
-48V SC4812T @ 800 MHz
CDMA BTS Frame

btsate
12-15-98
10:51:15

09:46:25 DEC 15, 1998

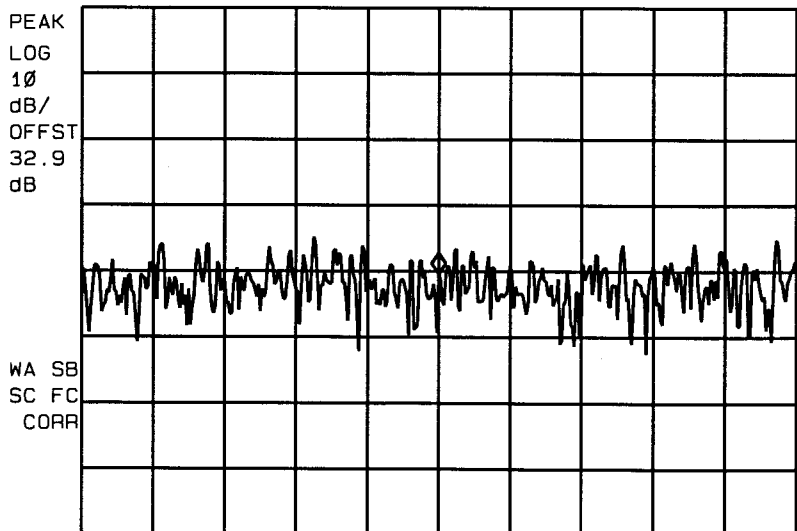
REF -29.0 dBm #AT 30 dB MKR 5.218200000 GHz -72.30 dBm



CENTER 5.218200000 GHz SPAN 2.000 kHz
#RES BW 30 Hz VBW 30 Hz SWP 6.67 sec

09:46:50 DEC 15, 1998

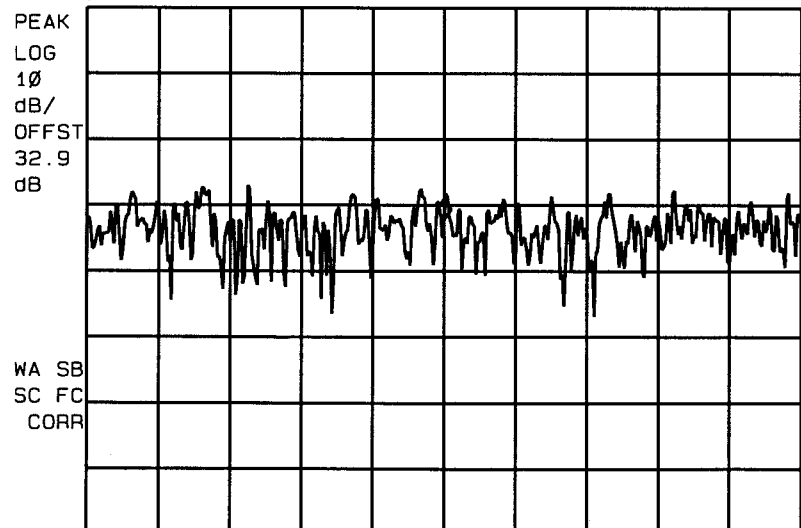
REF -29.0 dBm #AT 30 dB MKR 6.087900000 GHz -69.41 dBm



CENTER 6.087900000 GHz SPAN 2.000 kHz
#RES BW 30 Hz VBW 30 Hz SWP 6.67 sec

09:48:11 DEC 15, 1998

REF -29.0 dBm #AT 30 dB MKR 6.957600000 GHz -61.21 dBm



CENTER 6.957600000 GHz SPAN 2.000 kHz
#RES BW 30 Hz VBW 30 Hz SWP 6.67 sec

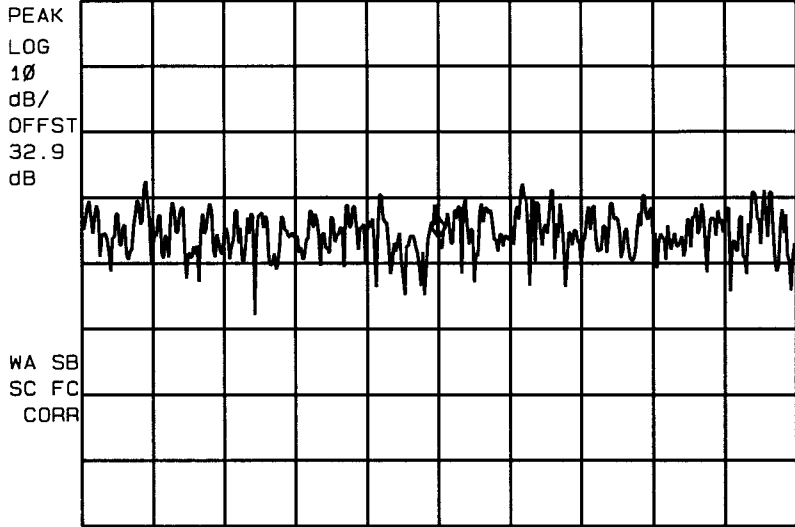
Channel 1013
Maximum Power

09:57:43 DEC 15, 1998

MKR 7.8273000000 GHz

REF -29.0 dBm #AT 30 dB

-65.11 dBm



CENTER 7.8273000000 GHz SPAN 2.000 kHz
#RES BW 30 Hz VBW 30 Hz SWP 6.67 sec

IHET5AW1
-48V SC4812T @ 800 MHz
CDMA BTS Frame

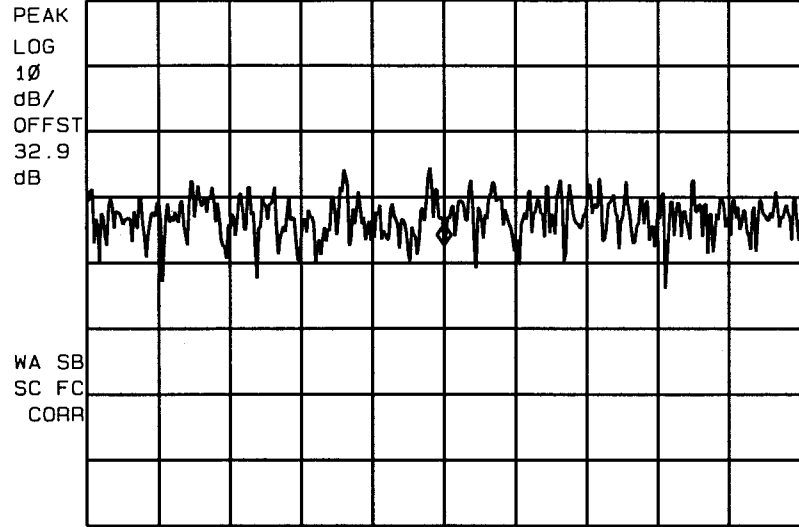
btsate
12-15-98
11:01:16

09:58:12 DEC 15, 1998

MKR 8.6970000000 GHz

REF -29.0 dBm #AT 30 dB

-66.33 dBm



CENTER 8.6970000000 GHz SPAN 2.000 kHz
#RES BW 30 Hz VBW 30 Hz SWP 6.67 sec



MOTOROLA

Cellular Infrastructure Group

SECTION D

FCC ID: IHET5AW1

**SPURIOUS & HARMONIC
EMISSIONS CONDUCTED**

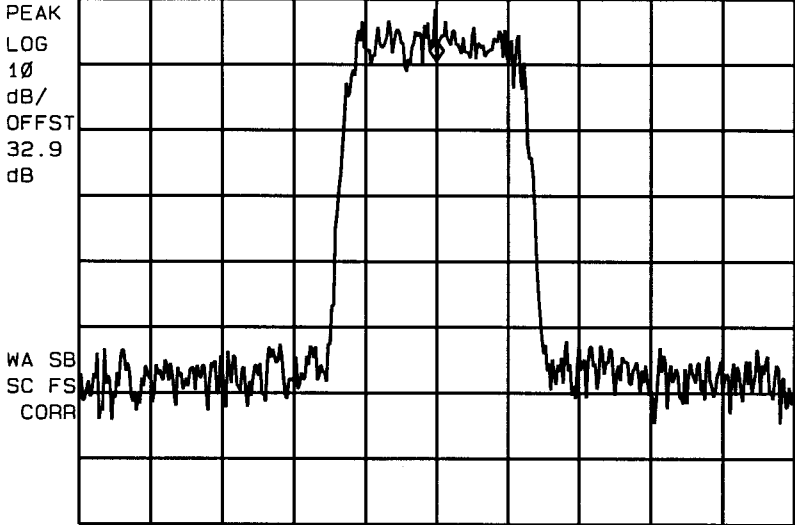
CDMA Transmitter Channel 1013

Minimum Power

Channel 1013
Minimum Power

15:23:34 DEC 15, 1998

REF 19.6 dBm #AT 30 dB MKR 869.700 MHz
10.10 dBm

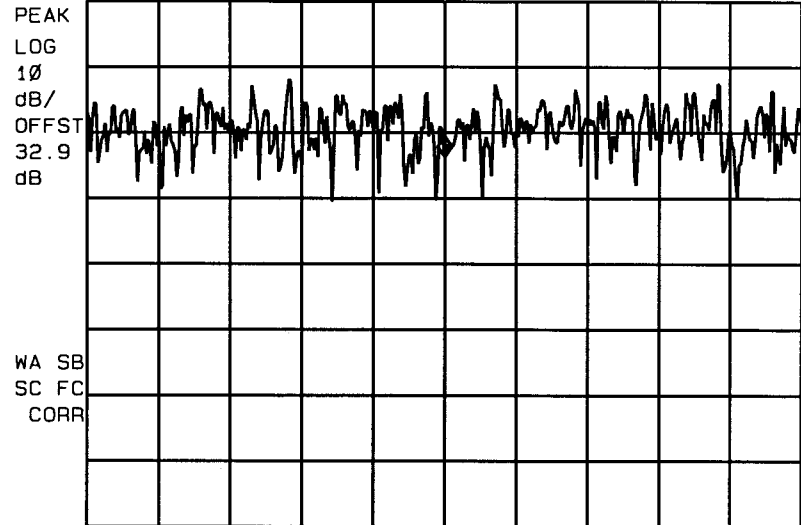


CENTER 869.700 MHz SPAN 5.000 MHz
#RES BW 30 kHz VBW 30 kHz SWP 20.0 msec

IHET5AW1
-48V SC4812T @ 800 MHz
CDMA BTS Frame

15:25:07 DEC 15, 1998

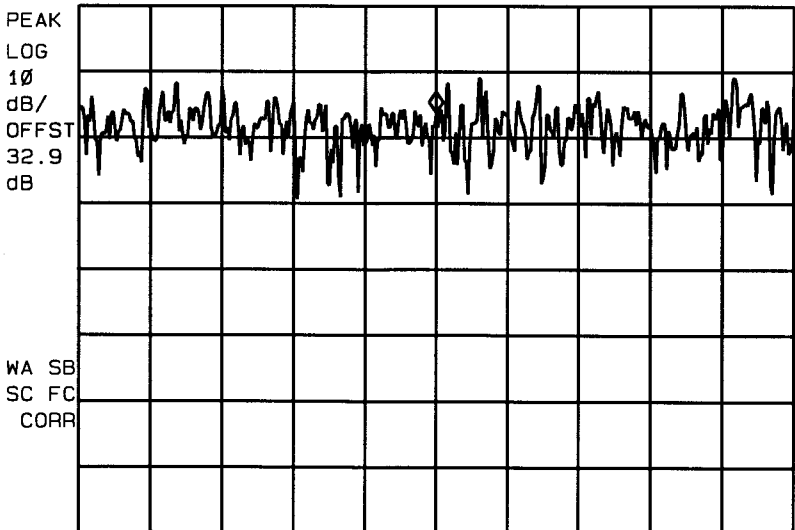
REF -52.4 dBm #AT 30 dB MKR 1.739400000 GHz
-76.14 dBm



CENTER 1.739400000 GHz SPAN 2.000 kHz
#RES BW 30 Hz VBW 30 Hz SWP 6.67 sec

15:25:34 DEC 15, 1998

REF -52.4 dBm #AT 30 dB MKR 2.609100000 GHz
-68.60 dBm

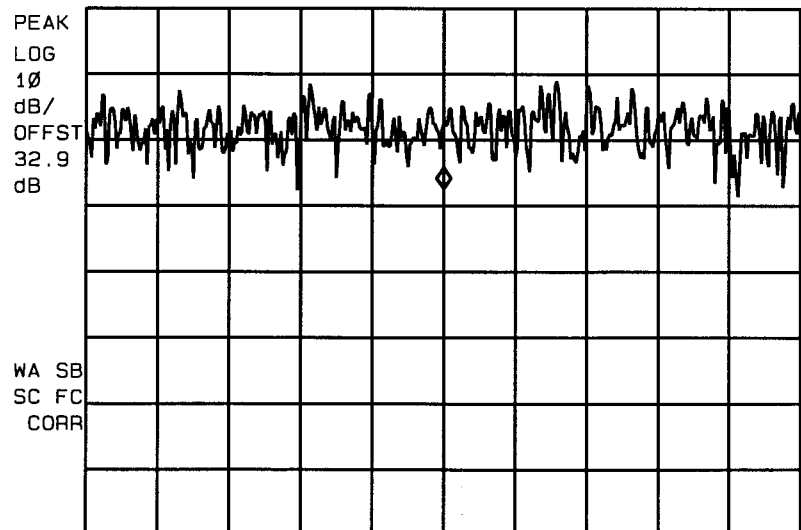


CENTER 2.609100000 GHz SPAN 2.000 kHz
#RES BW 30 Hz VBW 30 Hz SWP 6.67 sec

btsate
12-15-98
16:30:32

15:27:28 DEC 15, 1998

REF -52.4 dBm #AT 30 dB MKR 3.478800000 GHz
-79.80 dBm

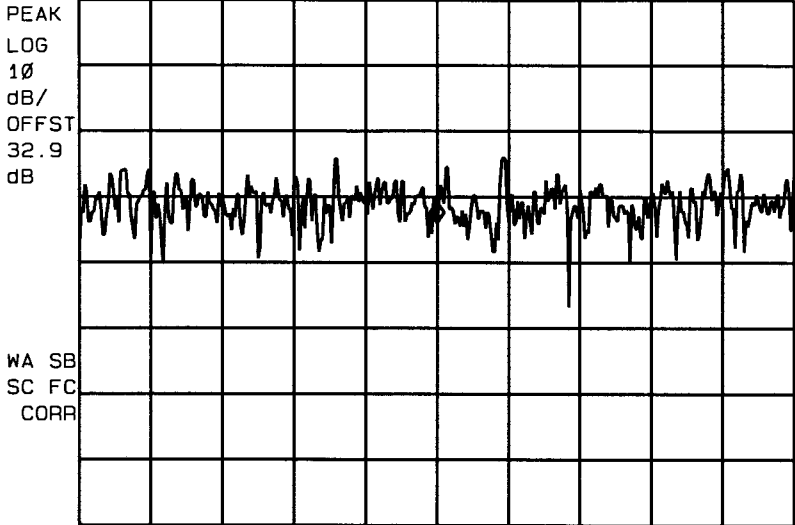


CENTER 3.478800000 GHz SPAN 2.000 kHz
#RES BW 30 Hz VBW 30 Hz SWP 6.67 sec

Channel 1013
Minimum Power

11:42:51 DEC 15, 1998

REF -39.4 dBm #AT 30 dB MKR 4.348500000 GHz
-73.36 dBm



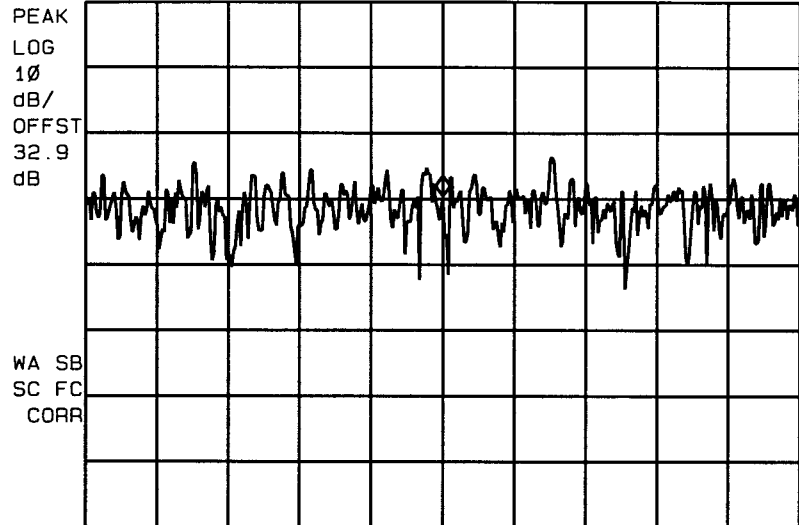
CENTER 4.348500000 GHz SPAN 2.000 kHz
#RES BW 30 Hz VBW 30 Hz SWP 6.67 sec

IHET5AW1
-48V SC4812T @ 800 MHz

btsate
12-15-98
12:47:14

11:43:10 DEC 15, 1998

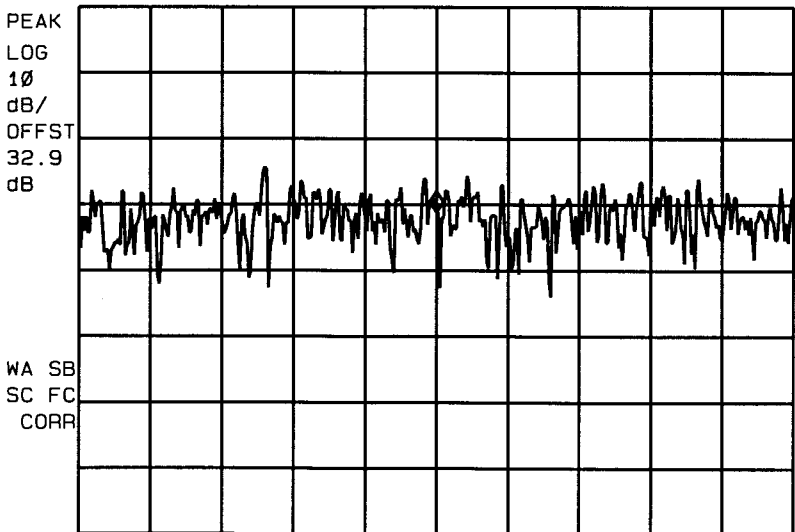
REF -39.4 dBm #AT 30 dB MKR 5.218200000 GHz
-69.04 dBm



CENTER 5.218200000 GHz SPAN 2.000 kHz
#RES BW 30 Hz VBW 30 Hz SWP 6.67 sec

11:43:31 DEC 15, 1998

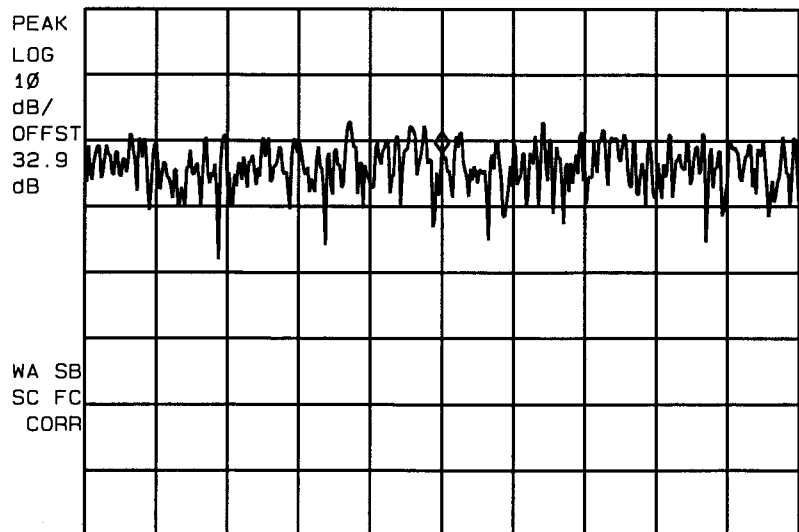
REF -39.4 dBm #AT 30 dB MKR 6.087900000 GHz
-70.59 dBm



CENTER 6.087900000 GHz SPAN 2.000 kHz
#RES BW 30 Hz VBW 30 Hz SWP 6.67 sec

11:44:10 DEC 15, 1998

REF -39.4 dBm #AT 30 dB MKR 6.957600000 GHz
-61.28 dBm

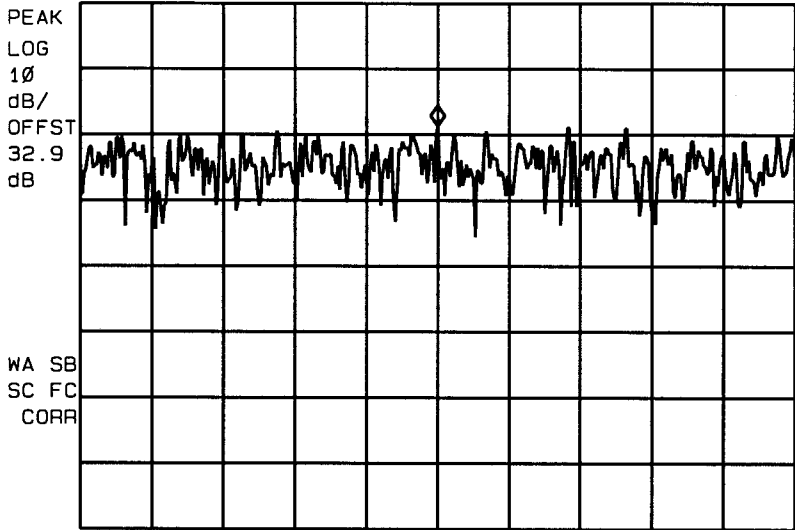


CENTER 6.957600000 GHz SPAN 2.000 kHz
#RES BW 30 Hz VBW 30 Hz SWP 6.67 sec

Channel 1013
Minimum Power

11:46:56 DEC 15, 1998

REF -39.4 dBm #AT 30 dB MKR 7.8273000000 GHz -58.14 dBm



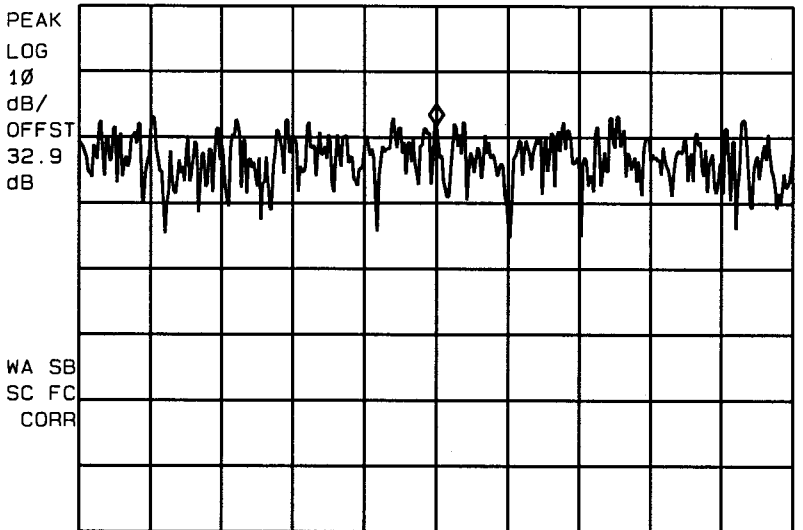
CENTER 7.8273000000 GHz SPAN 2.000 kHz
#RES BW 30 Hz VBW 30 Hz SWP 6.67 sec

IHET5AW1
-48V SC4812T @ 800 MHz

btsate
12-15-98
12:50:28

11:47:24 DEC 15, 1998

REF -39.4 dBm #AT 30 dB MKR 8.6970000000 GHz -57.55 dBm



CENTER 8.6970000000 GHz SPAN 2.000 kHz
#RES BW 30 Hz VBW 30 Hz SWP 6.67 sec



MOTOROLA

Cellular Infrastructure Group

SECTION D

FCC ID: IHET5AW1

**SPURIOUS & HARMONIC
EMISSIONS CONDUCTED**

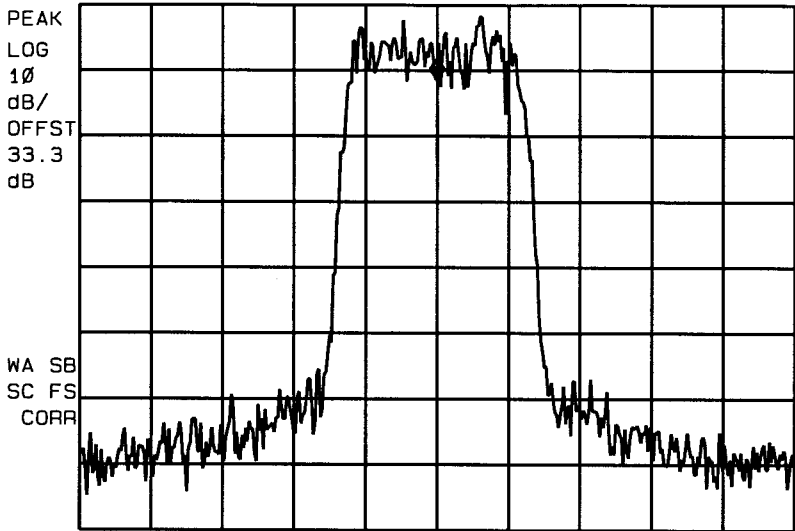
CDMA Transmitter Channel 777

Maximum Power

Channel 777
Maximum Power

16:02:55 DEC 15, 1998

REF 43.0 dBm #AT 40 dB MKR 893.310 MHz 31.62 dBm



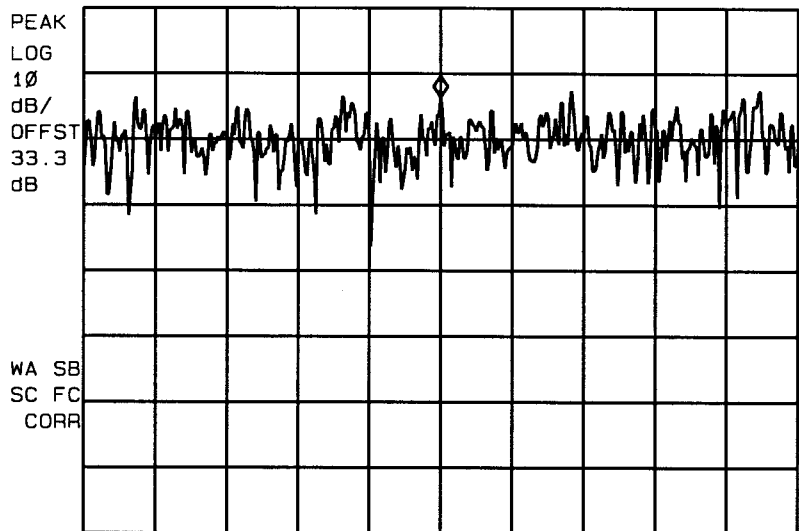
CENTER 893.310 MHz SPAN 5.000 MHz
#RES BW 30 kHz VBW 30 kHz SWP 20.0 msec

IHET5AW1
-48V SC4812T @ 800 MHz
CDMA BTS Frame

btsate
12-15-98
17:08:35

16:04:51 DEC 15, 1998

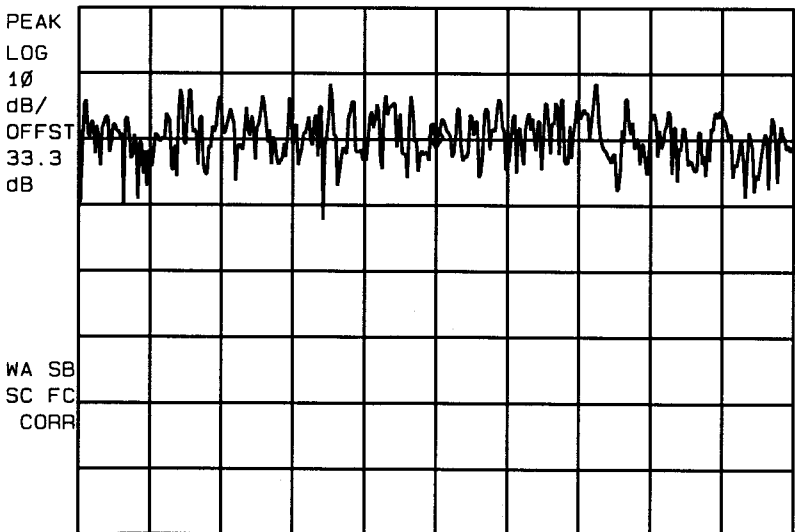
REF -40.7 dBm #AT 40 dB MKR 1.78620000 GHz -54.26 dBm



CENTER 1.78620000 GHz SPAN 2.000 kHz
#RES BW 30 Hz VBW 30 Hz SWP 6.67 sec

16:05:09 DEC 15, 1998

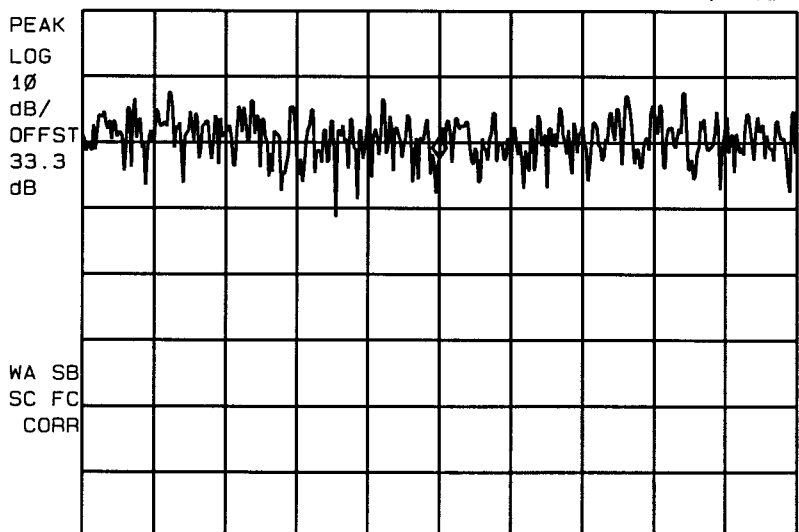
REF -40.7 dBm #AT 40 dB MKR 2.679930000 GHz -61.94 dBm



CENTER 2.679930000 GHz SPAN 2.000 kHz
#RES BW 30 Hz VBW 30 Hz SWP 6.67 sec

16:05:31 DEC 15, 1998

REF -40.7 dBm #AT 40 dB MKR 3.573240000 GHz -63.06 dBm



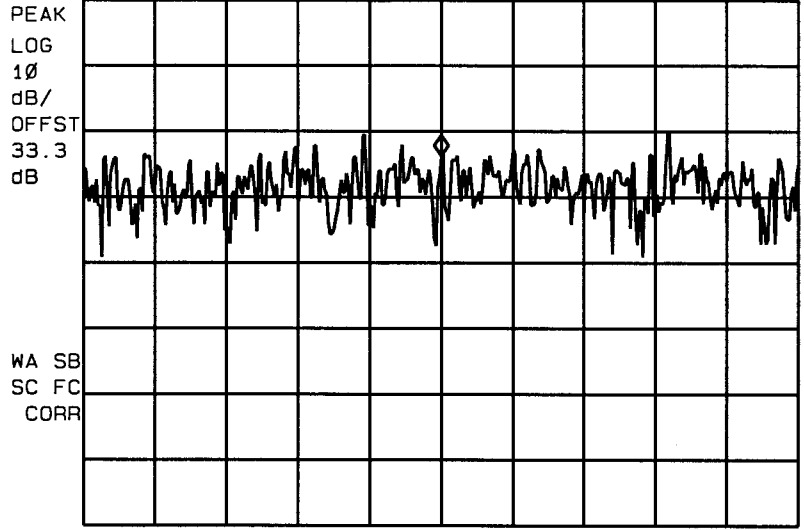
CENTER 3.573240000 GHz SPAN 2.000 kHz
#RES BW 30 Hz VBW 30 Hz SWP 6.67 sec

IHET5AW1
-48V SC4812T @ 800 MHz

btsate
12-15-98
11:22:50

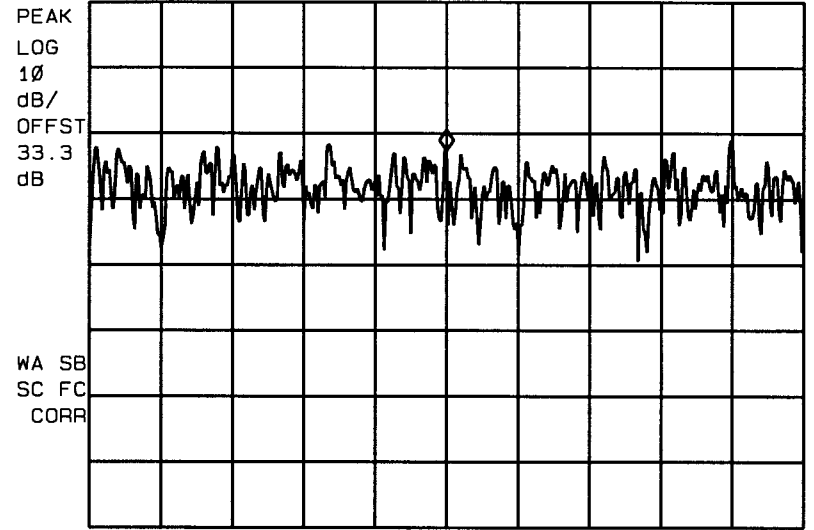
Channel 777

10:17:48 DEC 15, 1998 Maximum Power
MKR 4.466550000 GHz
REF -32.0 dBm #AT 40 dB -55.76 dBm



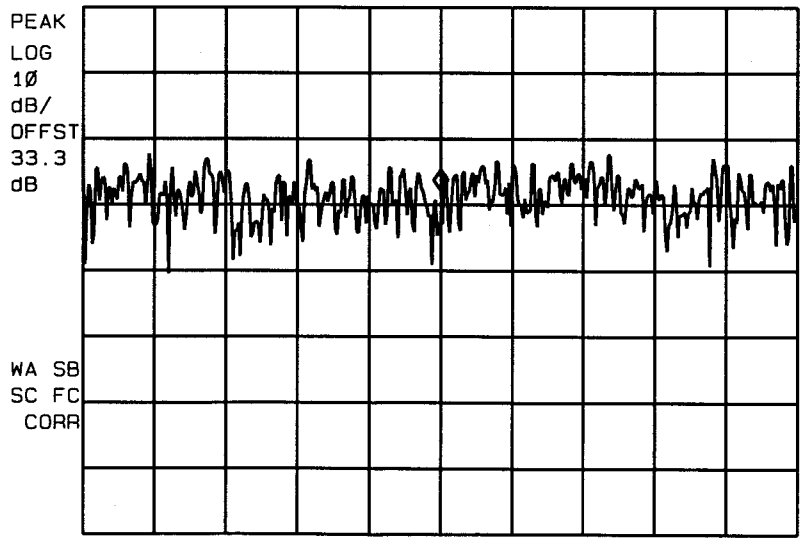
CENTER 4.466550000 GHz SPAN 2.000 kHz
#RES BW 30 Hz VBW 30 Hz SWP 6.67 sec

10:18:11 DEC 15, 1998 CDMA BTS Frame
MKR 5.359860000 GHz
REF -32.0 dBm #AT 40 dB -54.62 dBm



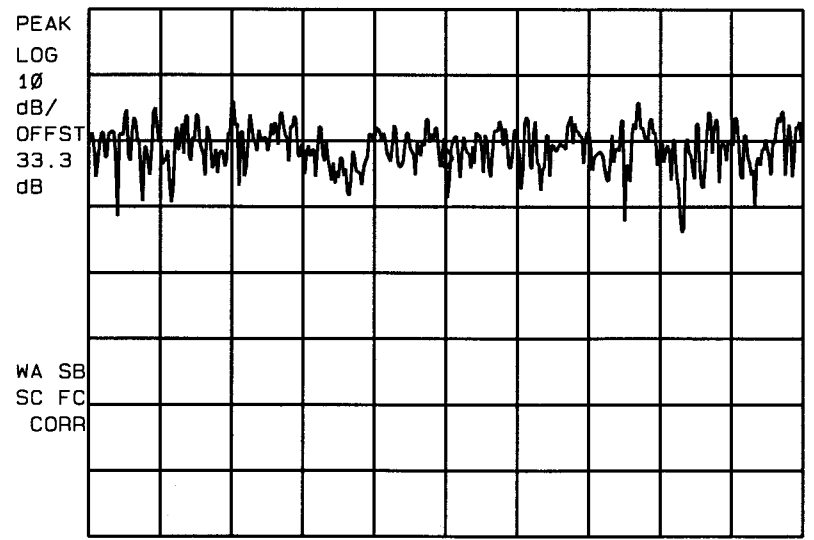
CENTER 5.359860000 GHz SPAN 2.000 kHz
#RES BW 30 Hz VBW 30 Hz SWP 6.67 sec

10:19:08 DEC 15, 1998
MKR 6.253170000 GHz
REF -32.0 dBm #AT 40 dB -59.87 dBm



CENTER 6.253170000 GHz SPAN 2.000 kHz
#RES BW 30 Hz VBW 30 Hz SWP 6.67 sec

10:19:45 DEC 15, 1998
MKR 7.146480000 GHz
REF -32.0 dBm #AT 40 dB -56.25 dBm



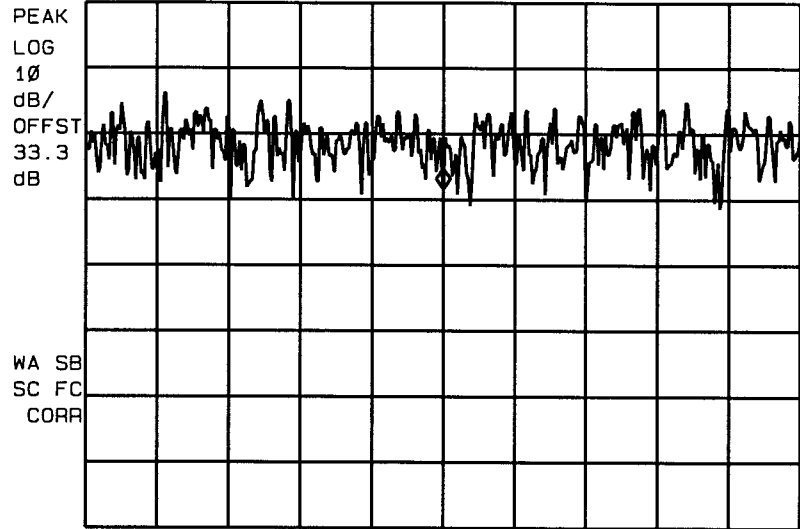
CENTER 7.146480000 GHz SPAN 2.000 kHz
#RES BW 30 Hz VBW 30 Hz SWP 6.67 sec

Channel 777
Maximum Power

10:25:27 DEC 15, 1998

MKR 8.039790000 GHz

REF -32.0 dBm #AT 40 dB -60.43 dBm



CENTER 8.039790000 GHz SPAN 2.000 kHz
#RES BW 30 Hz VBW 30 Hz SWP 6.67 sec

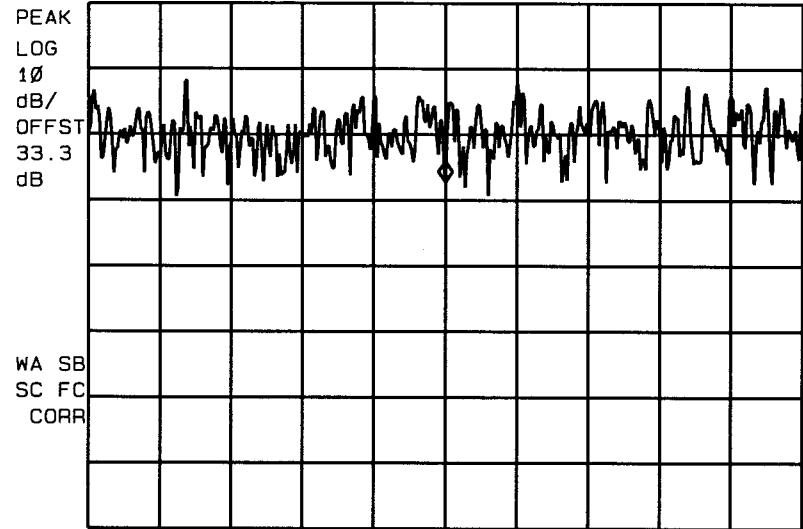
IHET5AW1
-48V SC4812T @ 800 MHz
CDMA BTS Frame

btsate
12-15-98
11:29:07

10:26:02 DEC 15, 1998

MKR 8.933100000 GHz

REF -32.0 dBm #AT 40 dB -59.24 dBm



CENTER 8.933100000 GHz SPAN 2.000 kHz
#RES BW 30 Hz VBW 30 Hz SWP 6.67 sec



MOTOROLA

Cellular Infrastructure Group

SECTION D

FCC ID: IHET5AW1

**SPURIOUS & HARMONIC
EMISSIONS CONDUCTED**

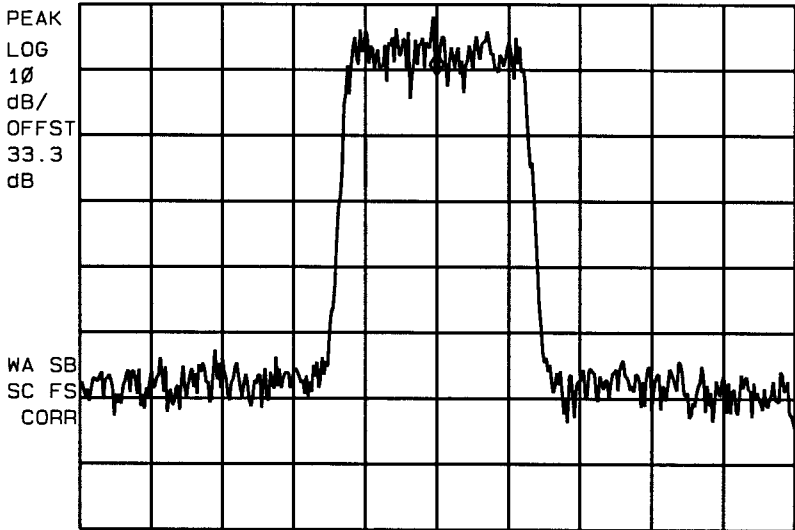
CDMA Transmitter Channel 777

Minimum Power

Channel 777
Minimum Power

15:39:16 DEC 15, 1998

REF 20.0 dBm #AT 30 dB MKR 893.310 MHz 9.23 dBm

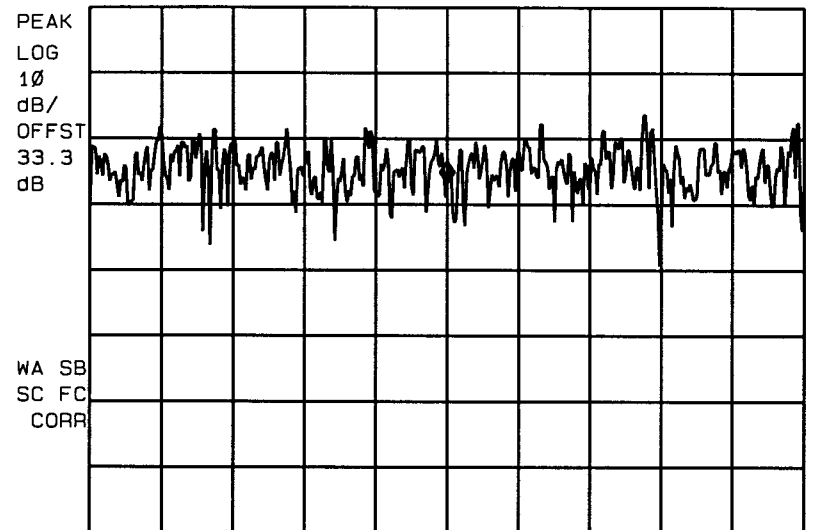


CENTER 893.310 MHz SPAN 5.000 MHz
#RES BW 30 kHz VBW 30 kHz SWP 20.0 msec

IHET5AW1
-48V SC4812T @ 800 MHz
CDMA BTS Frame

15:39:58 DEC 15, 1998

REF -47.0 dBm #AT 30 dB MKR 1.786620000 GHz -73.72 dBm

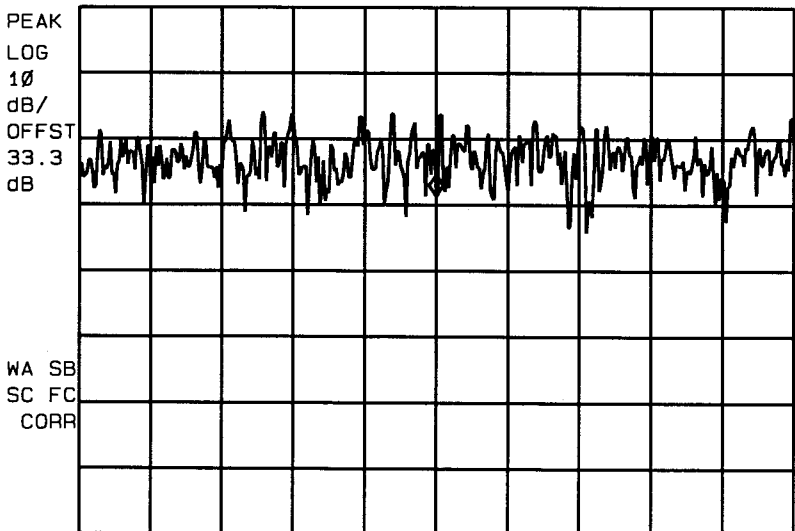


CENTER 1.786620000 GHz SPAN 2.000 kHz
#RES BW 30 Hz VBW 30 Hz SWP 6.67 sec

btsate
12-15-98
16:44:05

15:40:22 DEC 15, 1998

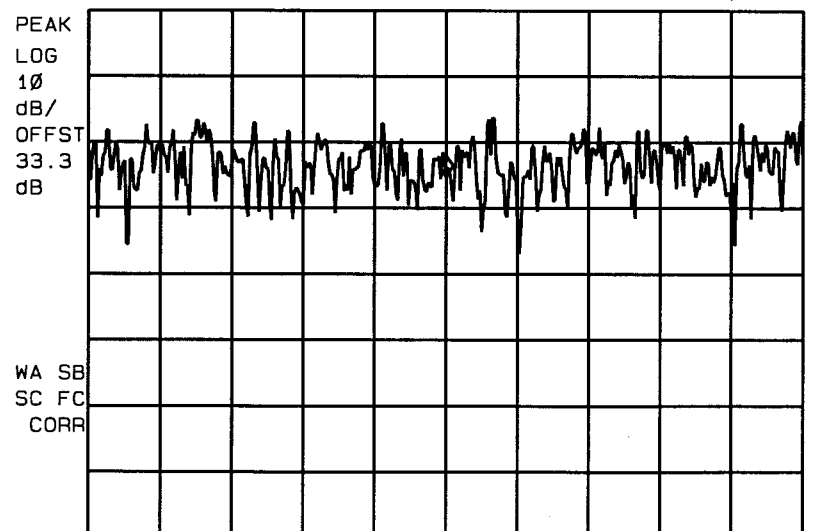
REF -47.0 dBm #AT 30 dB MKR 2.679930000 GHz -75.65 dBm



CENTER 2.679930000 GHz SPAN 2.000 kHz
#RES BW 30 Hz VBW 30 Hz SWP 6.67 sec

15:41:01 DEC 15, 1998

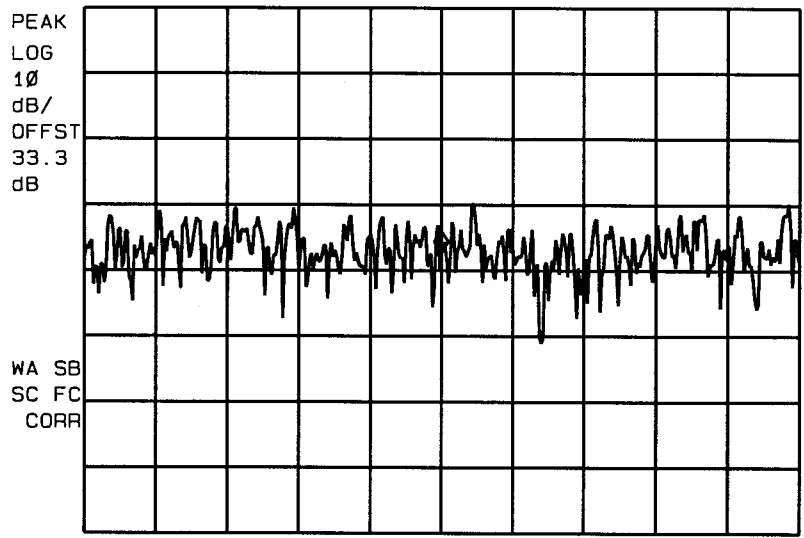
REF -47.0 dBm #AT 30 dB MKR 3.573240000 GHz -72.20 dBm



CENTER 3.573240000 GHz SPAN 2.000 kHz
#RES BW 30 Hz VBW 30 Hz SWP 6.67 sec

Channel 777
Minimum Power

11:34:50 DEC 15, 1998
MKR 4.466550000 GHz
REF -33.0 dBm #AT 30 dB -70.22 dBm

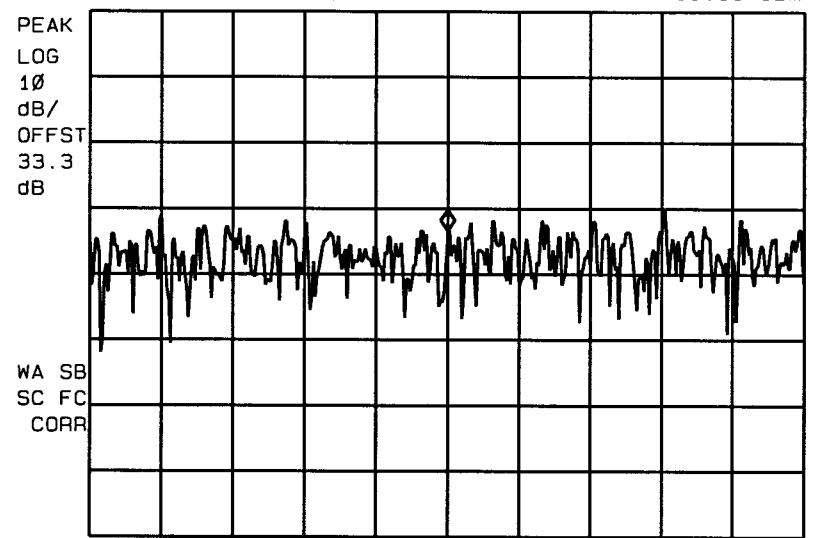


CENTER 4.466550000 GHz SPAN 2.000 kHz
#RES BW 30 Hz VBW 30 Hz SWP 6.67 sec

IHET5AW1
-48V SC4812T @ 800 MHz
CDMA BTS Frame

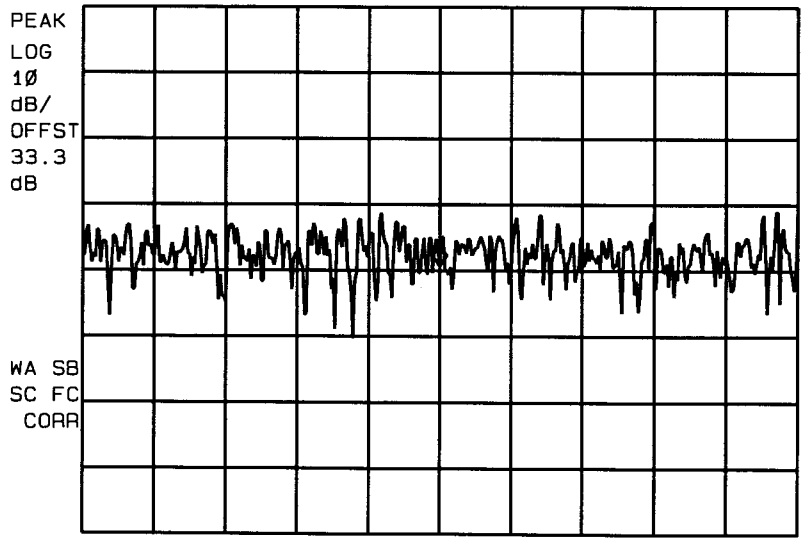
btsate
12-15-98
12:39:03

11:35:12 DEC 15, 1998
MKR 5.359860000 GHz
REF -33.0 dBm #AT 30 dB -66.38 dBm



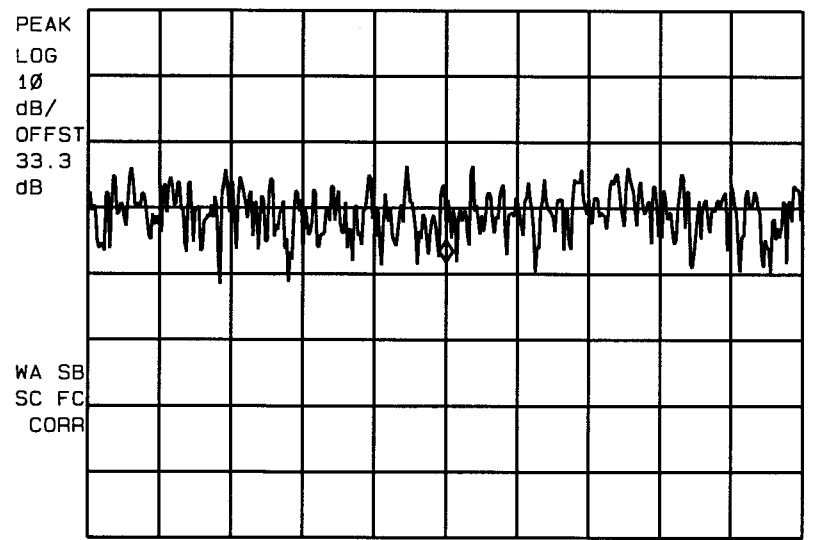
CENTER 5.359860000 GHz SPAN 2.000 kHz
#RES BW 30 Hz VBW 30 Hz SWP 6.67 sec

11:35:30 DEC 15, 1998
MKR 6.253170000 GHz
REF -33.0 dBm #AT 30 dB -72.33 dBm



CENTER 6.253170000 GHz SPAN 2.000 kHz
#RES BW 30 Hz VBW 30 Hz SWP 6.67 sec

11:35:59 DEC 15, 1998
MKR 7.146480000 GHz
REF -33.0 dBm #AT 30 dB -71.17 dBm

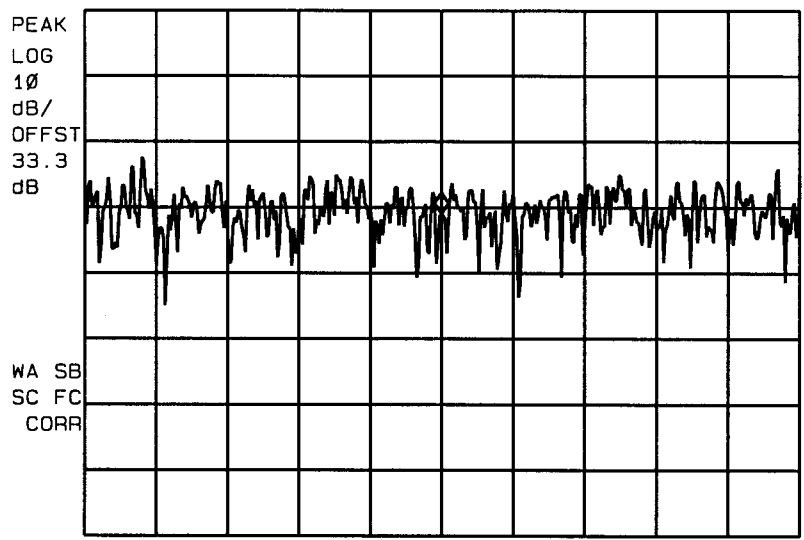


CENTER 7.146480000 GHz SPAN 2.000 kHz
#RES BW 30 Hz VBW 30 Hz SWP 6.67 sec

Channel 777
Minimum Power

11:37:29 DEC 15, 1998

REF -33.0 dBm #AT 30 dB MKR 8.039790000 GHz
-63.98 dBm



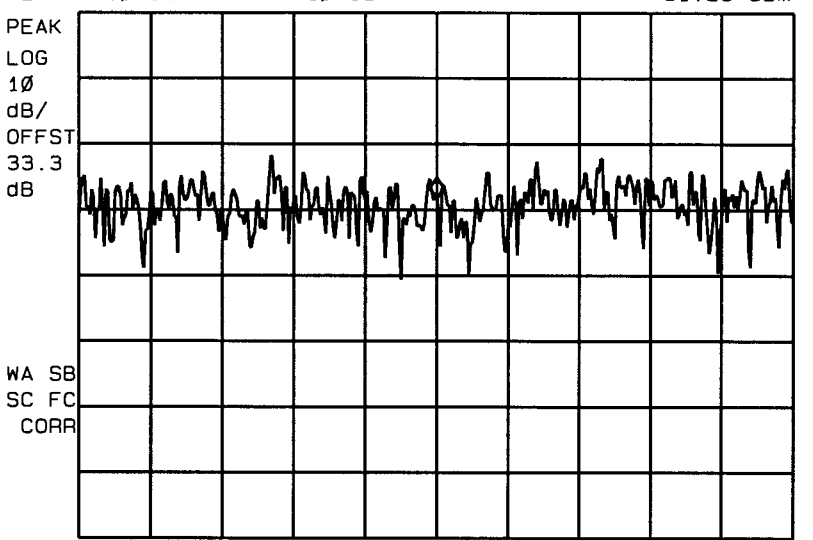
CENTER 8.039790000 GHz SPAN 2.000 kHz
#RES BW 30 Hz VBW 30 Hz SWP 6.67 sec

IHET5AW1
-48V SC4812T @ 800 MHz

btsate
12-15-98
12:40:56

11:37:52 DEC 15, 1998

REF -33.0 dBm #AT 30 dB MKR 8.933100000 GHz
-61.28 dBm



CENTER 8.933100000 GHz SPAN 2.000 kHz
#RES BW 30 Hz VBW 30 Hz SWP 6.67 sec



MOTOROLA

Cellular Infrastructure Group

FCC ID: IHET5AW1

SECTION E

OCCUPIED BANDWIDTH

NOTE: The occupied bandwidth plots are measured in a 30 kHz resolution bandwidth. The following formula is used to obtain the correct zero dB reference point relative to the bandwidth of the 1.2288 MHz CDMA signal.

$$\text{Power(measured in 30 kHz bandwidth)} + 10 \log \frac{1.2288\text{MHz}}{30\text{kHz}}$$

Example: 30.49 dBm + 16.12 dB = 46.61 dBm

The output power was set to 46.5 dBm using an HP438A power meter.



MOTOROLA

Cellular Infrastructure Group

SECTION E

FCC ID: IHET5AW1

OCCUPIED BANDWIDTH

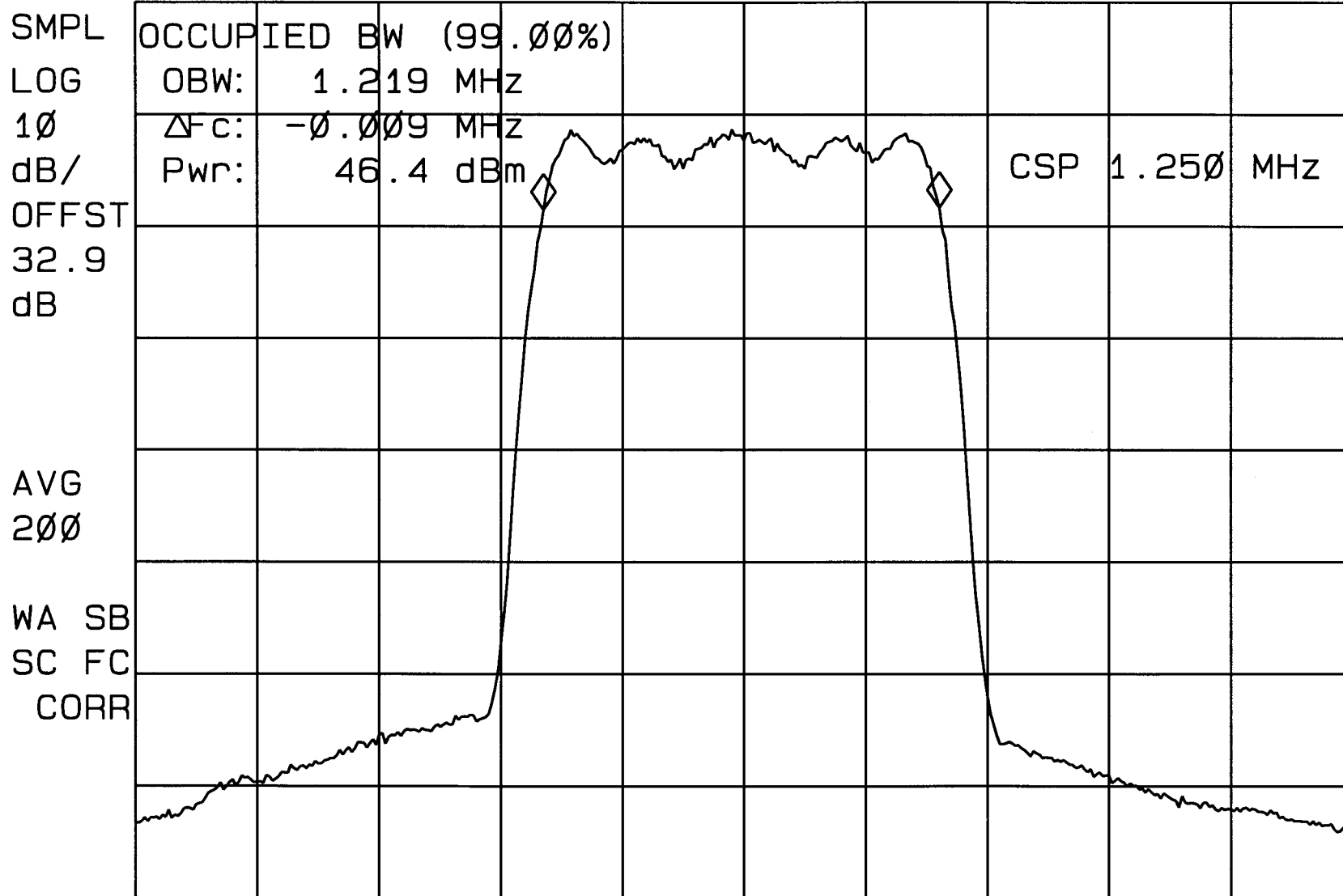
Maximum Power

21: 14: 05 DEC 14, 1998

Channel 1013
Maximum Power

IHET5AW1
-48V SC4812T @ 800 MHz
CDMA BTS Frame

REF 43.9 dBm #AT 40 dB



CENTER 869.700 MHz
#RES BW 30 KHZ

#VBW 30 KHZ

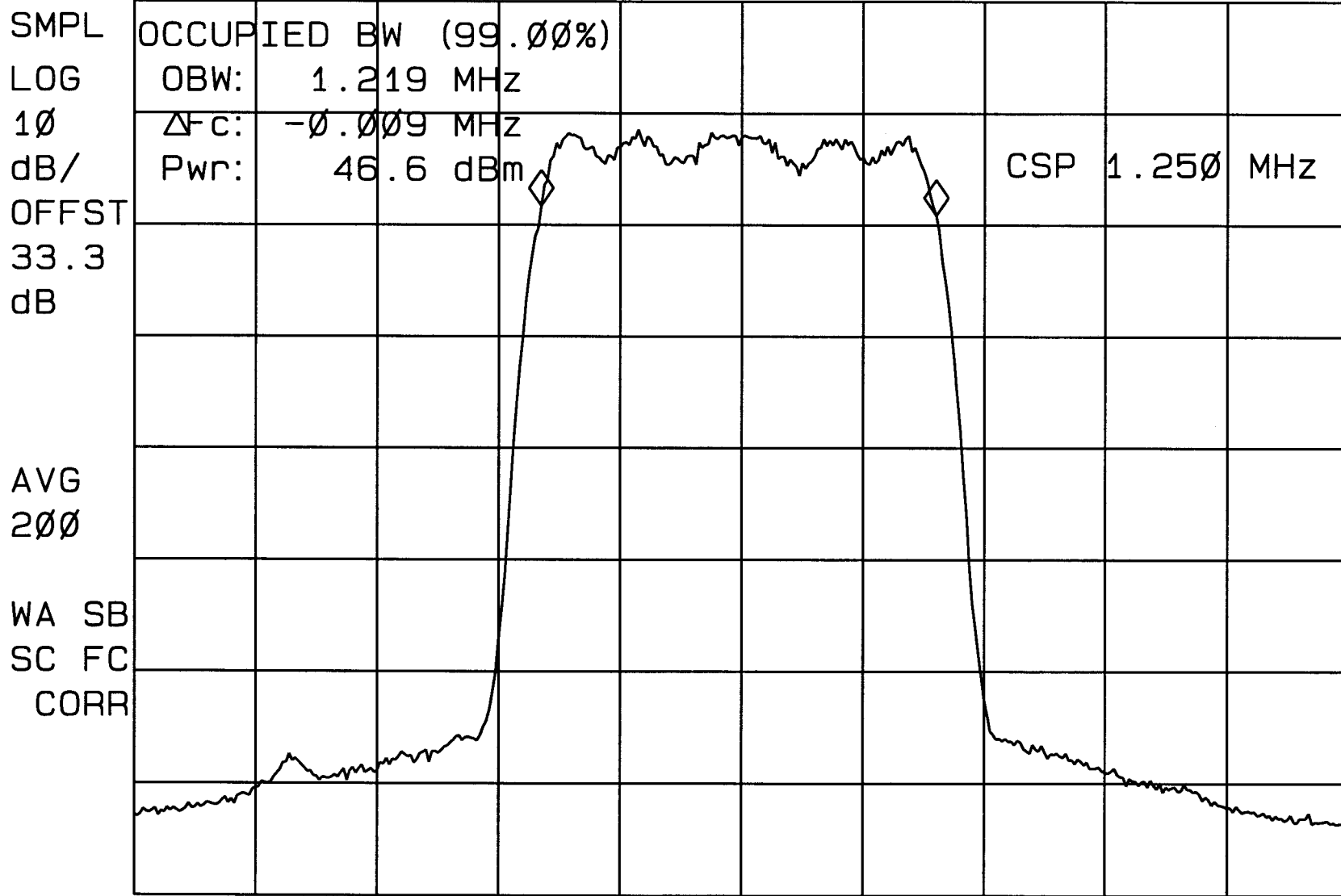
SPAN 3.750 MHz
SWP 20.0 msec

21:16:48 DEC 14, 1998

Channel 777
Maximum Power

IHET5AW1
-48V SC4812T @ 800 MHz
CDMA BTS Frame

REF 44.3 dBm #AT 40 dB



CENTER 893.310 MHz
#RES BW 30 KHz

#VBW 30 KHz

SPAN 3.750 MHz
SWP 20.0 msec



MOTOROLA

Cellular Infrastructure Group

SECTION E

FCC ID: IHET5AW1

OCCUPIED BANDWIDTH

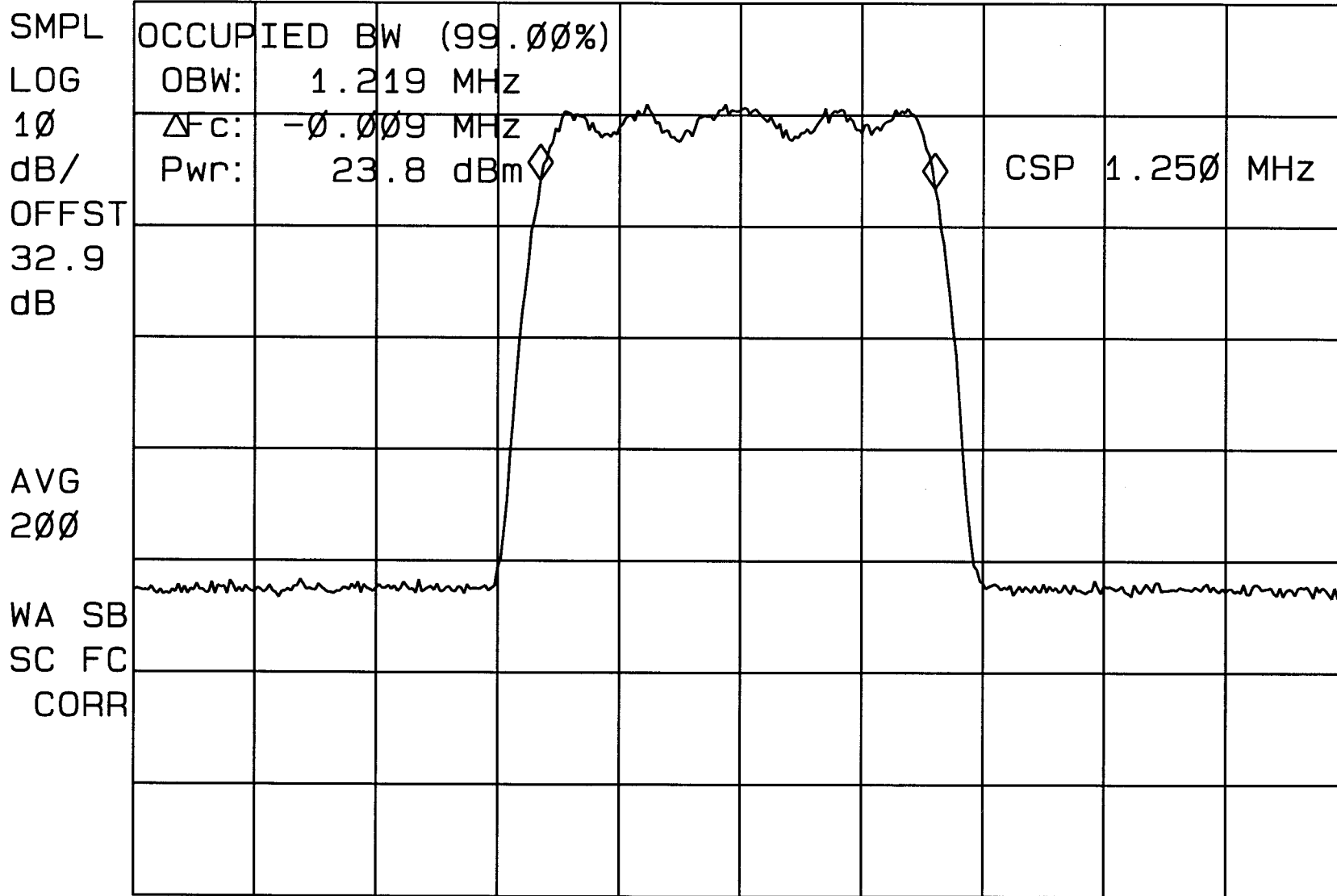
Minimum Power

21:27:01 DEC 14, 1998

Channel 1013
Minimum Power

IHET5AW1
-48V SC4812T @ 800 MHz
CDMA BTS Frame

REF 18.9 dBm #AT 40 dB



CENTER 869.700 MHz
#RES BW 30 kHz

#VBW 30 kHz

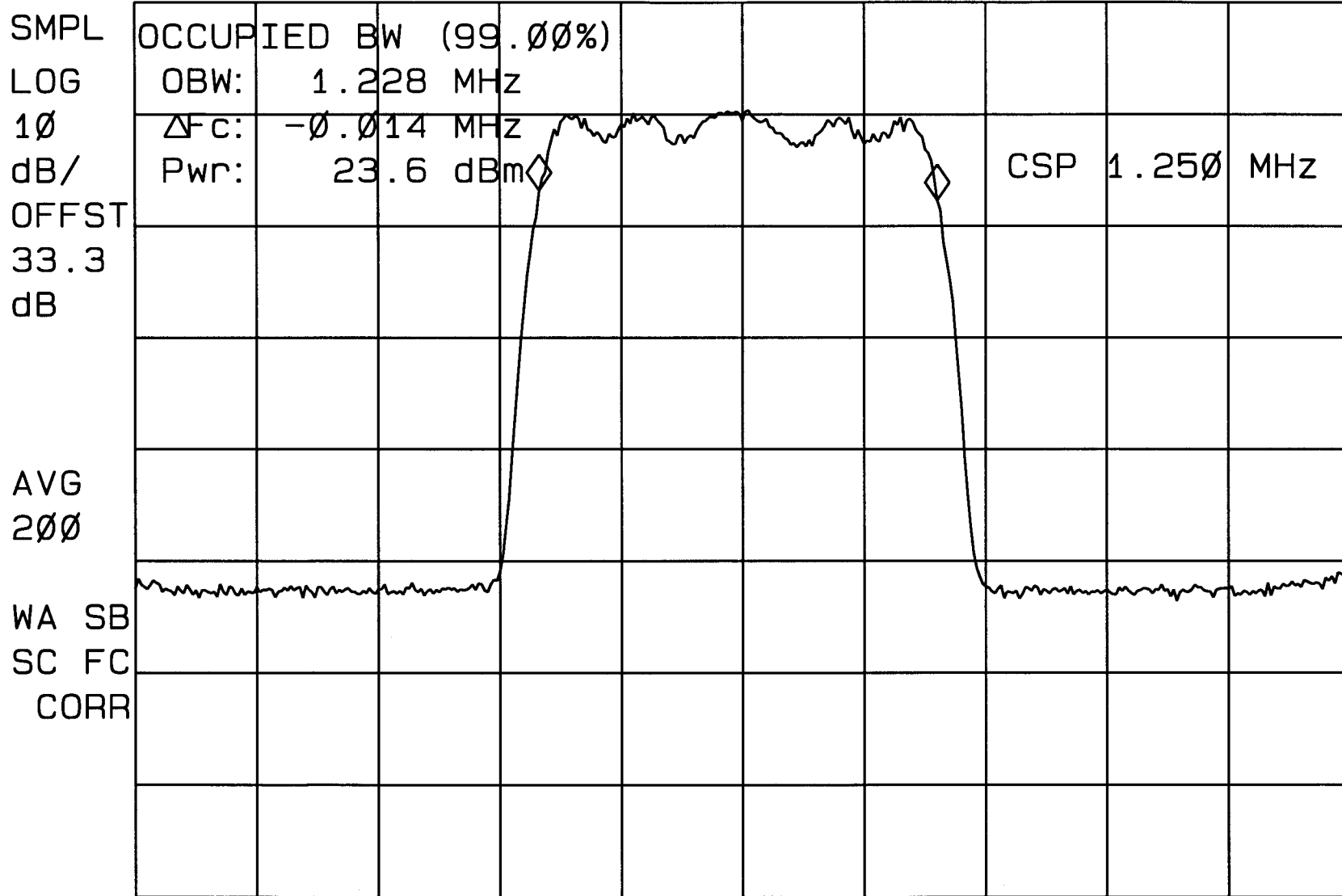
SPAN 3.750 MHz
SWP 20.0 msec

21:25:51 DEC 14, 1998

Channel 777
Minimum Power

IHET5AW1
-48V SC4812T @ 800 MHz
CDMA BTS Frame

REF 19.3 dBm #AT 40 dB



CENTER 893.310 MHz

SPAN 3.750 MHz

#RES BW 30 kHz

#VBW 30 kHz

SWP 20.0 msec



MOTOROLA

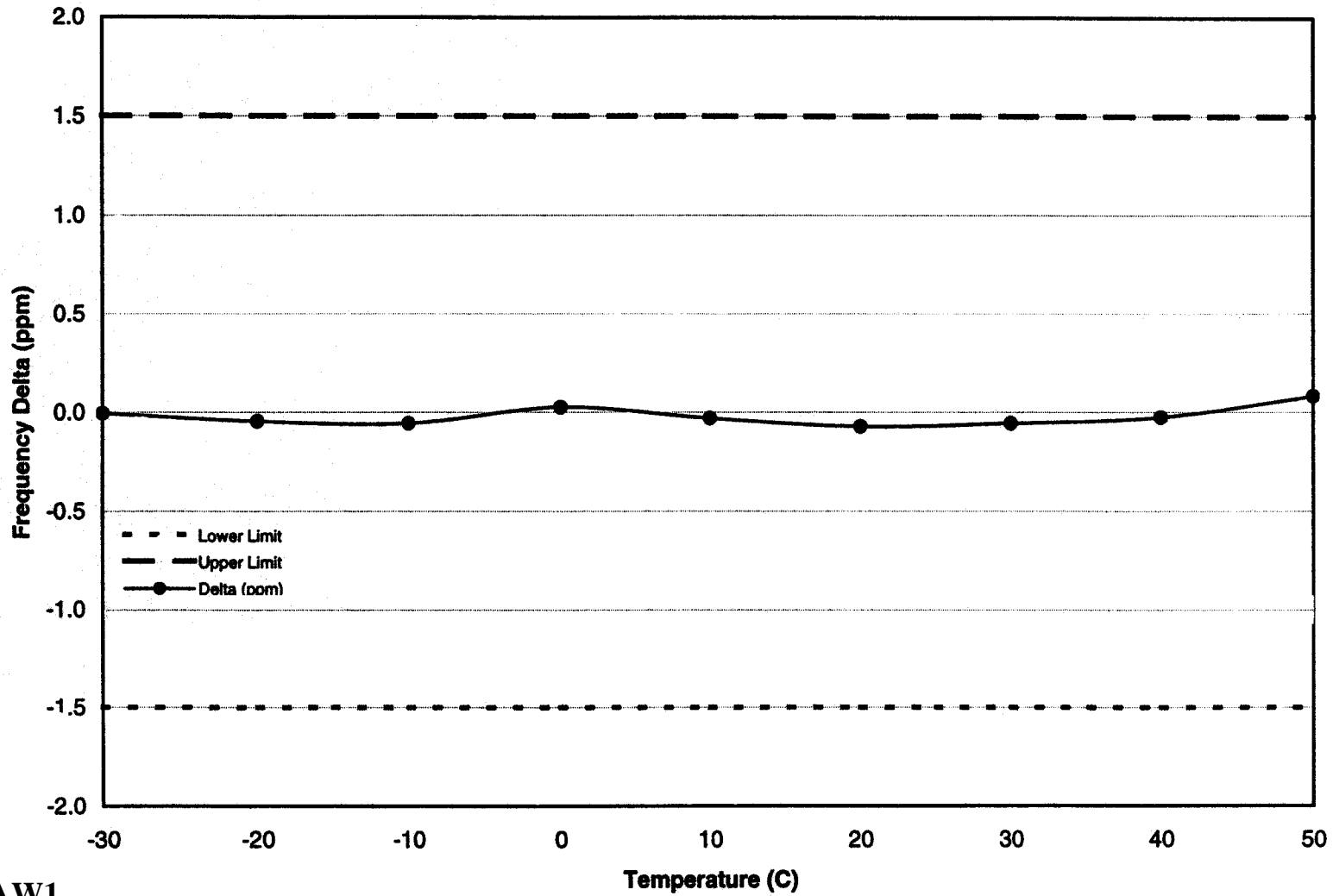
Cellular Infrastructure Group

FCC ID: IHET5AW1

SECTION F

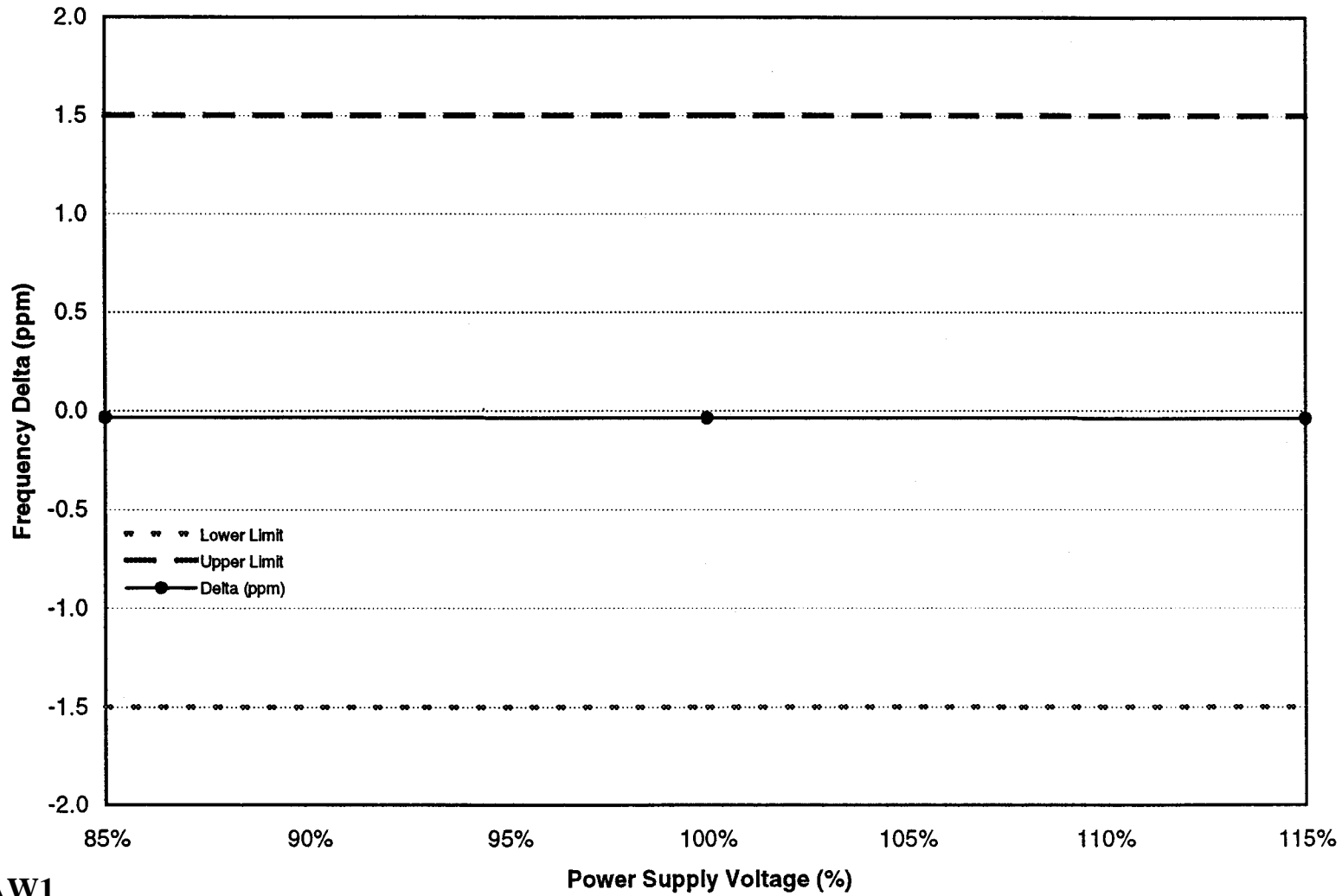
FREQUENCY STABILITY

Frequency Stability Over Temperature - CSM1



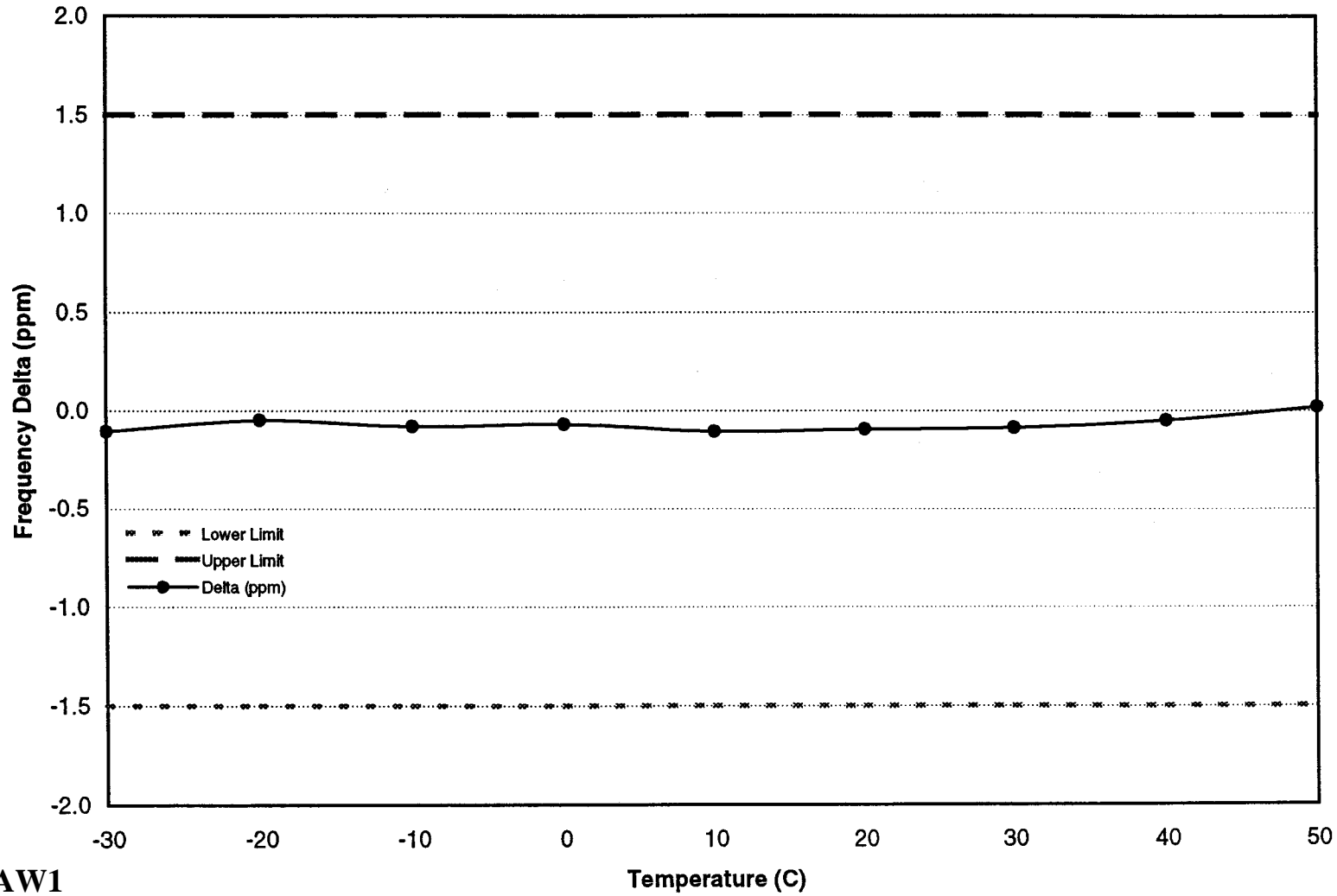
IHET5AW1
-48V SC4812T @ 800 MHz
CDMA BTS Frame

Frequency Stability with Varying Supply Voltage - CSM1



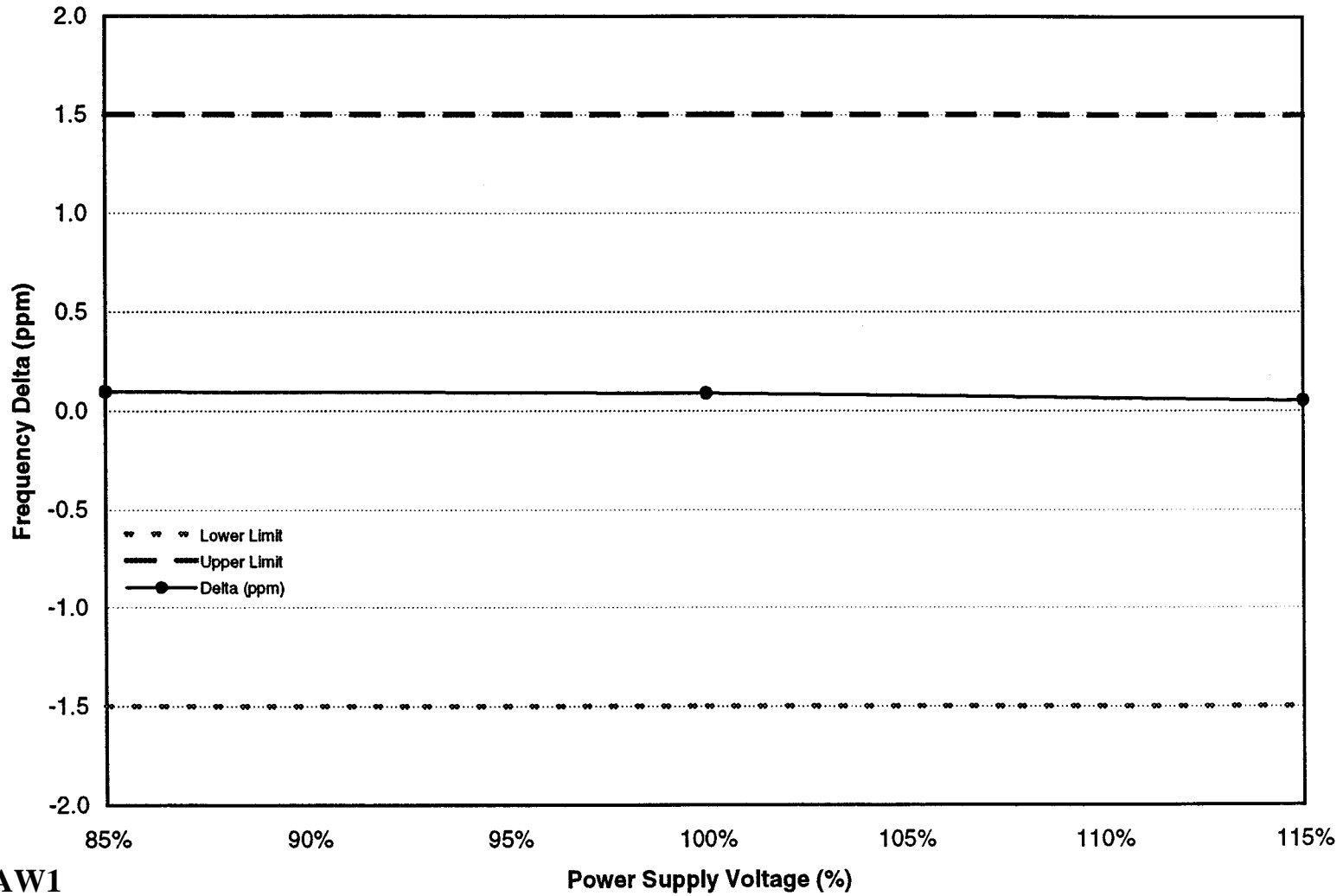
IHET5AW1
-48V SC4812T @ 800 MHz
CDMA BTS Frame

Frequency Stability Over Temperature - CSM2



IHET5AW1
-48V SC4812T @ 800 MHz
CDMA BTS Frame

Frequency Stability with Varying Supply Voltage - CSM2



IHET5AW1
-48V SC4812T @ 800 MHz
CDMA BTS Frame