



FCC RF Test Report

APPLICANT : Motorola Mobility LLC
EQUIPMENT : moto tag
BRAND NAME : Motorola
MODEL NAME : XT2445-1
FCC ID : IHDT6AB3
STANDARD : FCC Part 15 Subpart C §15.247
CLASSIFICATION : (DTS) Digital Transmission System
TEST DATE(S) : May 01, 2024 ~ May 23, 2024

We, Sporton International Inc. (Kunshan), would like to declare that the tested sample has been evaluated in accordance with the test procedures and has been in compliance with the applicable technical standards.

The test results in this report apply exclusively to the tested model / sample. Without written approval of Sporton International Inc. (Kunshan), the test report shall not be reproduced except in full.

Jason Jia

Approved by: Jason Jia



Sporton International Inc. (Kunshan)

No. 1098, Pengxi North Road, Kunshan Economic Development Zone Jiangsu Province 215300
People's Republic of China



TABLE OF CONTENTS

REVISION HISTORY..... 3

SUMMARY OF TEST RESULT 4

1 GENERAL DESCRIPTION..... 5

 1.1 Applicant 5

 1.2 Manufacturer 5

 1.3 Product Feature of Equipment Under Test..... 5

 1.4 Product Specification of Equipment Under Test..... 5

 1.5 Modification of EUT 5

 1.6 Specification of Accessory 6

 1.7 Testing Location 6

 1.8 Test Software..... 6

 1.9 Applicable Standards 6

2 TEST CONFIGURATION OF EQUIPMENT UNDER TEST..... 7

 2.1 Carrier Frequency Channel 7

 2.2 Test Mode 8

 2.3 Connection Diagram of Test System 9

 2.4 Support Unit used in test configuration and system 9

 2.5 EUT Operation Test Setup 9

 2.6 Measurement Results Explanation Example 10

3 TEST RESULT 11

 3.1 6dB and 99% Bandwidth Measurement 11

 3.2 Output Power Measurement..... 12

 3.3 Power Spectral Density Measurement 13

 3.4 Conducted Band Edges and Spurious Emission Measurement 14

 3.5 Radiated Band Edges and Spurious Emission Measurement 15

 3.6 Antenna Requirements 19

4 LIST OF MEASURING EQUIPMENT 20

5 MEASUREMENT UNCERTAINTY 21

APPENDIX A. CONDUCTED TEST RESULTS

APPENDIX B. RADIATED SPURIOUS EMISSION AND PLOTS

APPENDIX C. DUTY CYCLE PLOTS

APPENDIX D. SETUP PHOTOGRAPHS



REVISION HISTORY

REPORT NO.	VERSION	DESCRIPTION	ISSUED DATE
FR441117A	Rev. 01	Initial issue of report	May 28, 2024



SUMMARY OF TEST RESULT

Report Section	FCC Rule	Description	Limit	Result	Remark
3.1	15.247(a)(2)	6dB Bandwidth	≥ 0.5MHz	Pass	-
3.1	-	99% Bandwidth	-	Report only	-
3.2	15.247(b)(3)	Peak Output Power	≤ 30dBm	Pass	-
3.3	15.247(e)	Power Spectral Density	≤ 8dBm/3kHz	Pass	-
3.4	15.247(d)	Conducted Band Edges and Spurious Emission	≤ 20dBc	Pass	-
3.5	15.247(d)	Radiated Band Edges and Spurious Emission	15.209(a) & 15.247(d)	Pass	Under limit 4.42 dB at 33.88 MHz for Quasi-peak
-	15.207	AC Conducted Emission	15.207(a)	Not Applicable	2
3.6	15.203 & 15.247(b)	Antenna Requirement	15.203 & 15.247(b)	Pass	-

Remark:

1. Not Applicable means after assessing, the test item is not necessary to carry out.
2. The device is powered by Battery only.

Conformity Assessment Condition:

1. The test results (PASS/FAIL) with all measurement uncertainty excluded are presented against the regulation limits or in accordance with the requirements stipulated by the applicant/manufacturer who shall bear all the risks of non-compliance that may potentially occur if measurement uncertainty is taken into account.
2. The measurement uncertainty please refer to each test result in the section "Measurement Uncertainty"

Disclaimer:

The product specifications of the EUT presented in the test report that may affect the test assessments are declared by the manufacturer who shall take full responsibility for the authenticity.



1 General Description

1.1 Applicant

Motorola Mobility LLC
222 W,Merchandise Mart Plaza, Chicago IL 60654 USA

1.2 Manufacturer

Motorola Mobility LLC
222 W,Merchandise Mart Plaza, Chicago IL 60654 USA

1.3 Product Feature of Equipment Under Test

Product Feature	
Equipment	moto tag
Brand Name	Motorola
Model Name	XT2445-1
FCC ID	IHDT6AB3
SN Code	Conducted: UT0D3L1445D008C Radiation: 0014101101045B000A2
HW Version	EVT2
SW Version	1.0.9
EUT Stage	Identical Prototype

Remark: The above EUT's information was declared by manufacturer. Please refer to the specifications or user's manual for more detailed description.

1.4 Product Specification of Equipment Under Test

Standards-related Product Specification	
Tx/Rx Frequency Range	2402 MHz ~ 2480 MHz
Number of Channels	40
Carrier Frequency of Each Channel	40 Channel(37 hopping + 3 advertising channel)
Maximum Output Power to Antenna	BLE 1Mbps: 6.96 dBm (0.0050 W) BLE 2Mbps: 6.97 dBm (0.0050 W)
99% Occupied Bandwidth	BLE 1Mbps:1.051MHz BLE 2Mbps:2.046MHz
Antenna Type / Gain	IFA Antenna type with gain 2.00 dBi
Type of Modulation	Bluetooth LE : GFSK

1.5 Modification of EUT

No modifications are made to the EUT during all test items.



1.6 Specification of Accessory

Specification of Accessory				
Battery	Brand Name	Motorola	Model Name	CR2032

1.7 Testing Location

Sporton International Inc. (Kunshan) is accredited to ISO/IEC 17025:2017 by American Association for Laboratory Accreditation with Certificate Number 5145.02.

Test Firm	Sporton International Inc. (Kunshan)		
Test Site Location	No. 1098, Pengxi North Road, Kunshan Economic Development Zone Jiangsu Province 215300 People's Republic of China TEL : +86-512-57900158		
Test Site No.	Sporton Site No.	FCC Designation No.	FCC Test Firm Registration No.
	03CH05-KS TH01-KS	CN1257	314309

1.8 Test Software

Item	Site	Manufacturer	Name	Version
1.	TH01-KS	Tonscend	JS1120-3 test system China_210602	3.3.10
2.	03CH05-KS	AUDIX	E3	210616

1.9 Applicable Standards

According to the specifications of the manufacturer, the EUT must comply with the requirements of the following standards:

- ♦ 47 CFR Part 15 Subpart C §15.247
- ♦ FCC KDB 558074 D01 15.247 Meas Guidance v05r02
- ♦ ANSI C63.10-2013

Remark:

1. All test items were verified and recorded according to the standards and without any deviation during the test.
2. This EUT has also been tested and complied with the requirements of FCC Part 15, Subpart B, recorded in a separate test report.



2 Test Configuration of Equipment Under Test

2.1 Carrier Frequency Channel

Frequency Band	Channel	Freq. (MHz)	Channel	Freq. (MHz)
2400-2483.5 MHz	0	2402	21	2444
	1	2404	22	2446
	2	2406	23	2448
	3	2408	24	2450
	4	2410	25	2452
	5	2412	26	2454
	6	2414	27	2456
	7	2416	28	2458
	8	2418	29	2460
	9	2420	30	2462
	10	2422	31	2464
	11	2424	32	2466
	12	2426	33	2468
	13	2428	34	2470
	14	2430	35	2472
	15	2432	36	2474
	16	2434	37	2476
	17	2436	38	2478
	18	2438	39	2480
	19	2440	-	-
20	2442	-	-	



2.2 Test Mode

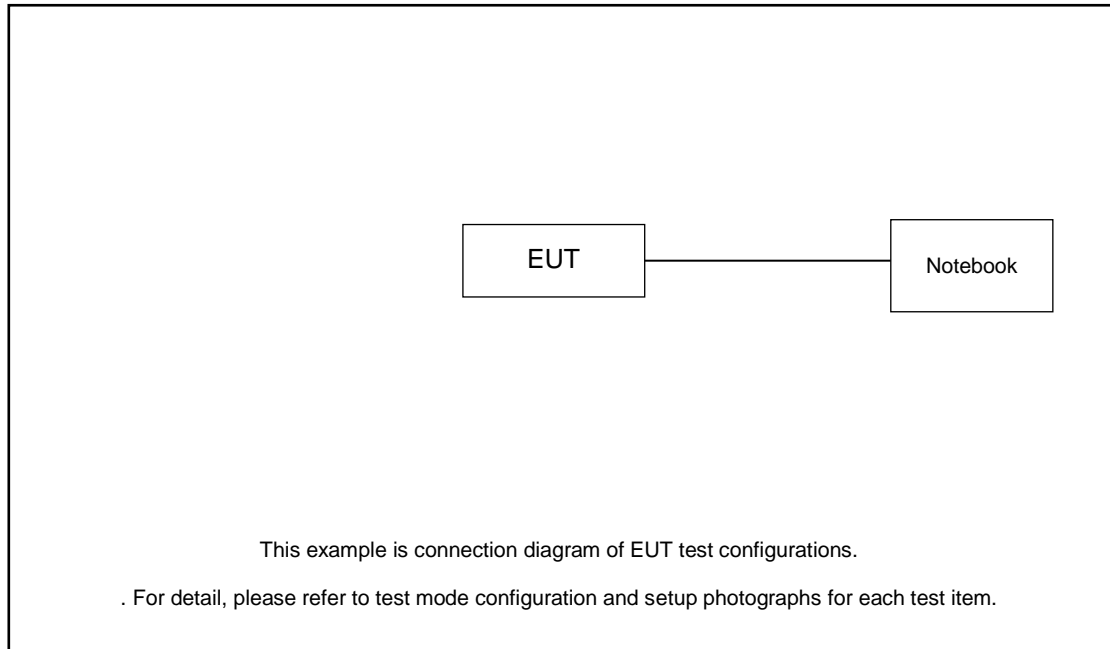
- a. The EUT has been associated with peripherals and configuration operated in a manner tended to maximize its emission characteristics in a typical application. Frequency range investigated: radiation emission (9 kHz to the 10th harmonic of the highest fundamental frequency or to 40 GHz, whichever is lower). For radiated measurement, pre-scanned in three orthogonal panels, X, Y, Z. The worst cases (X plane) were recorded in this report.

The following summary table is showing all test modes to demonstrate in compliance with the standard.

Summary table of Test Cases	
Test Item	Data Rate / Modulation
	Bluetooth – LE / GFSK
Conducted TCs	Mode 1: Bluetooth Tx CH00_2402 MHz_BLE 1Mbps
	Mode 2: Bluetooth Tx CH19_2440 MHz_BLE 1Mbps
	Mode 3: Bluetooth Tx CH39_2480 MHz_BLE 1Mbps
	Mode 4: Bluetooth Tx CH00_2402 MHz_BLE 2Mbps
	Mode 5: Bluetooth Tx CH19_2440 MHz_BLE 2Mbps
	Mode 6: Bluetooth Tx CH39_2480 MHz_BLE 2Mbps
Radiated TCs	Mode 1: Bluetooth Tx CH00_2402 MHz_BLE 1Mbps
	Mode 2: Bluetooth Tx CH19_2440 MHz_BLE 1Mbps
	Mode 3: Bluetooth Tx CH39_2480 MHz_BLE 1Mbps
	Mode 4: Bluetooth Tx CH00_2402 MHz_BLE 2Mbps
	Mode 5: Bluetooth Tx CH19_2440 MHz_BLE 2Mbps
	Mode 6: Bluetooth Tx CH39_2480 MHz_BLE 2Mbps

2.3 Connection Diagram of Test System

For Radiated Emission:



2.4 Support Unit used in test configuration and system

Item	Equipment	Trade Name	Model Name	FCC ID	Data Cable	Power Cord
1.	Test jig	N/A	N/A	N/A	N/A	N/A
2.	Notebook	HONOR	N/A	N/A	N/A	N/A

2.5 EUT Operation Test Setup

For BLE function, the engineering test program was provided and enabled to make EUT continuous transmit.



2.6 Measurement Results Explanation Example

For all conducted test items:

The offset level is set in the spectrum analyzer to compensate the RF cable loss and attenuator factor between EUT conducted output port and spectrum analyzer. With the offset compensation, the spectrum analyzer reading level is exactly the EUT RF output level.

Example :

The spectrum analyzer offset is derived from RF cable loss and attenuator factor.

Offset = RF cable loss + attenuator factor.

Following shows an offset computation example with cable loss 1.1 dB

$$\begin{aligned} \text{Offset(dB)} &= \text{RF cable loss(dB)} \\ &= 1.10 \text{ (dB)} \end{aligned}$$

3 Test Result

3.1 6dB and 99% Bandwidth Measurement

3.1.1 Limit of 6dB and 99% Bandwidth

The minimum 6 dB bandwidth shall be at least 500 kHz.

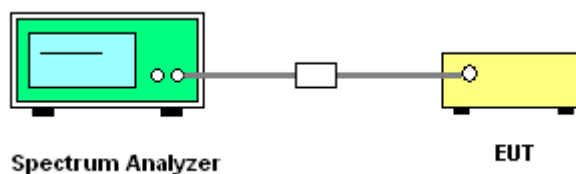
3.1.2 Measuring Instruments

The section 4.0 of List of Measuring Equipment of this test report is used for test.

3.1.3 Test Procedures

1. The testing follows ANSI C63.10-2013 clause 11.8
2. The RF output of EUT was connected to the spectrum analyzer by RF cable and attenuator. The path loss was compensated to the results for each measurement.
3. Set to the maximum power setting and enable the EUT transmit continuously.
4. Make the measurement with the spectrum analyzer's resolution bandwidth (RBW) = 100 kHz. Set the Video bandwidth (VBW) = 300 kHz. In order to make an accurate measurement. The 6 dB bandwidth must be greater than 500 kHz.
5. For 99% Bandwidth Measurement, the spectrum analyzer's resolution bandwidth (RBW) is set 1% to 5% of the 99% OBW and the VBW is set to 3 times of the RBW.
6. Measure and record the results in the test report.

3.1.4 Test Setup



3.1.5 Test Result of 6dB Bandwidth

Please refer to Appendix A.

3.1.6 Test Result of 99% Occupied Bandwidth

Please refer to Appendix A.

3.2 Output Power Measurement

3.2.1 Limit of Output Power

For systems using digital modulation in the 2400-2483.5MHz, the limit for peak output power is 30dBm. If transmitting antenna of directional gain greater than 6dBi is used, the peak output power from the intentional radiator shall be reduced below the above stated value by the amount in dB that the directional gain of the antenna exceeds 6 dBi. In case of point-to-point operation, the limit has to be reduced by 1dB for every 3dB that the directional gain of the antenna exceeds 6dBi.

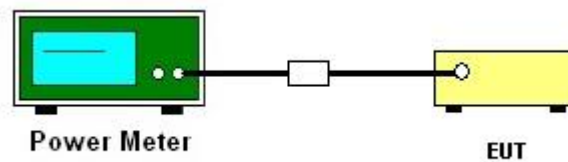
3.2.2 Measuring Instruments

The section 4.0 of List of Measuring Equipment of this test report is used for test.

3.2.3 Test Procedures

1. The testing follows the Measurement Procedure of ANSI C63.10-2013 clause 11.9.1.3 PKPM1 Peak power meter or ANSI C63.10-2013 clause 11.9.2.3.1 Method AVGPM method.
2. The RF output of EUT was connected to the power meter by RF cable and attenuator. The path loss was compensated to the results for each measurement.
3. Set to the maximum power setting and enable the EUT transmit continuously.
4. Measure the conducted output power and record the results in the test report.

3.2.4 Test Setup



3.2.5 Test Result of Peak Output Power

Please refer to Appendix A.

3.2.6 Test Result of Average Output Power (Reporting Only)

Please refer to Appendix A.

3.3 Power Spectral Density Measurement

3.3.1 Limit of Power Spectral Density

The peak power spectral density shall not be greater than 8dBm in any 3kHz band at any time interval of continuous transmission.

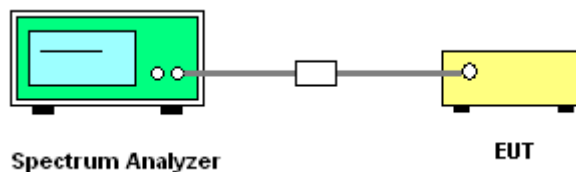
3.3.2 Measuring Instruments

The section 4.0 of List of Measuring Equipment of this test report is used for test.

3.3.3 Test Procedures

1. The testing follows Measurement Procedure of ANSI C63.10-2013 clause 11.10.2 Method PKPSD.
2. The RF output of EUT was connected to the spectrum analyzer by RF cable and attenuator. The path loss was compensated to the results for each measurement.
3. Set to the maximum power setting and enable the EUT transmit continuously.
4. Make the measurement with the spectrum analyzer's resolution bandwidth (RBW) = 3 kHz. Video bandwidth VBW = 10 kHz In order to make an accurate measurement, set the span to 1.5 times DTS Channel Bandwidth. (6dB BW)
5. Detector = peak, Sweep time = auto couple, Trace mode = max hold, Allow trace to fully stabilize. Use the peak marker function to determine the maximum power level.
6. Measure and record the results in the test report.
7. The Measured power density (dBm)/ 100kHz is a reference level and used as 20dBc down limit line for Conducted Band Edges and Conducted Spurious Emission.

3.3.4 Test Setup



3.3.5 Test Result of Power Spectral Density

Please refer to Appendix A.

3.4 Conducted Band Edges and Spurious Emission Measurement

3.4.1 Limit of Conducted Band Edges and Spurious Emission

All harmonics/spurious must be at least 20 dB down from the highest emission level within the authorized band.

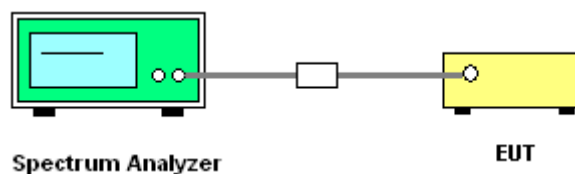
3.4.2 Measuring Instruments

The section 4.0 of List of Measuring Equipment of this test report is used for test.

3.4.3 Test Procedure

1. The testing follows ANSI C63.10-2013 clause 11.13
2. The RF output of EUT was connected to the spectrum analyzer by RF cable and attenuator. The path loss was compensated to the results for each measurement.
3. Set to the maximum power setting and enable the EUT transmit continuously.
4. Set RBW = 100 kHz, VBW=300 kHz, Peak Detector. Unwanted Emissions measured in any 100 kHz bandwidth outside of the authorized frequency band shall be attenuated by at least 20 dB relative to the maximum in-band peak PSD level in 100 kHz when maximum peak conducted output power procedure is used. If the transmitter complies with the conducted power limits based on the use of RMS averaging over a time interval, the attenuation required under this paragraph shall be 30 dB instead of 20 dB.
5. Measure and record the results in the test report.
6. The RF fundamental frequency should be excluded against the limit line in the operating frequency band.

3.4.4 Test Setup



3.4.5 Test Result of Conducted Band Edges Plots

Please refer to Appendix A.

3.4.6 Test Result of Conducted Spurious Emission Plots

Please refer to Appendix A.



3.5 Radiated Band Edges and Spurious Emission Measurement

3.5.1 Limit of Radiated Band Edges and Spurious Emission

In any 100 kHz bandwidth outside the intentional radiator frequency band, all harmonics/spurious must be at least 20 dB below the highest emission level within the authorized band. If the output power of this device was measured by spectrum analyzer, the attenuation under this paragraph shall be 30 dB instead of 20 dB. In addition, radiated emissions which fall in the restricted bands must also comply with the limits as below.

Frequency (MHz)	Field Strength (microvolts/meter)	Measurement Distance (meters)
0.009 – 0.490	2400/F(kHz)	300
0.490 – 1.705	24000/F(kHz)	30
1.705 – 30.0	30	30
30 – 88	100	3
88 – 216	150	3
216 - 960	200	3
Above 960	500	3

3.5.2 Measuring Instruments

The section 4.0 of List of Measuring Equipment of this test report is used for test.

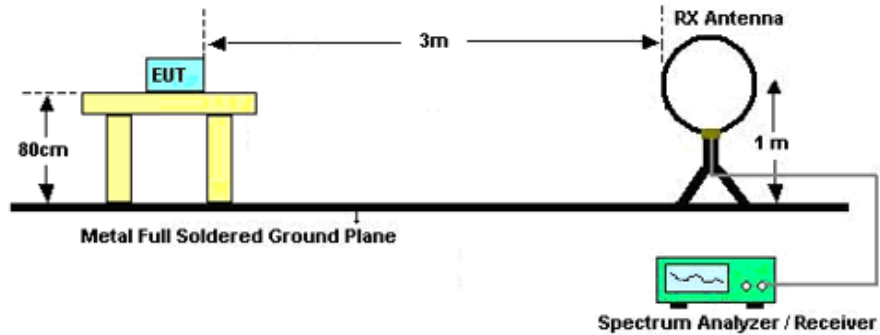


3.5.3 Test Procedures

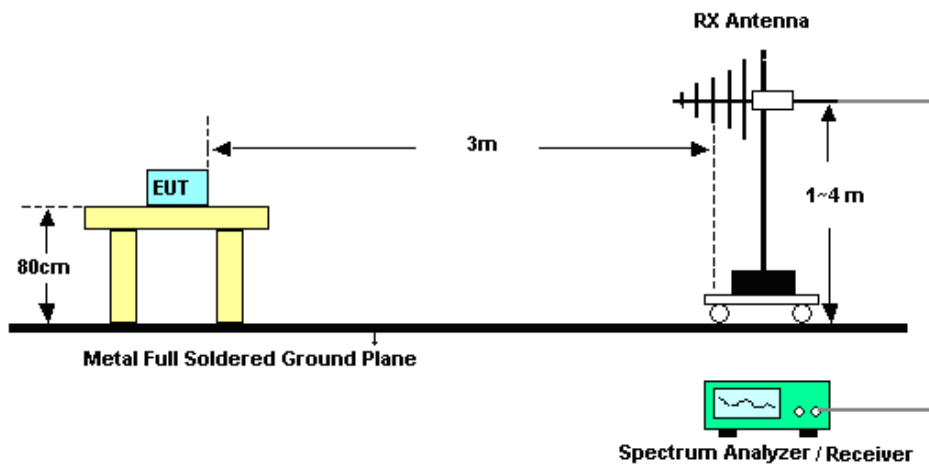
1. The testing follows ANSI C63.10-2013 clause 11.11 & 11.12
2. The EUT was arranged to its worst case and then tune the antenna tower (from 1 m to 4 m) and turntable (from 0 degree to 360 degrees) to find the maximum reading. A pre-amp and a high pass filter are used for the test in order to get better signal level.
3. The EUT was placed on a turntable with 0.8 meter for frequency below 1GHz and 1.5 meter for frequency above 1GHz respectively above ground.
4. The EUT was set 3 meters from the interference receiving antenna, which was mounted on the top of a variable height antenna tower.
5. Corrected Reading: Antenna Factor + Cable Loss + Read Level - Preamp Factor = Level
6. For testing below 1GHz, if the emission level of the EUT in peak mode was 3 dB lower than the limit specified, then peak values of EUT will be reported, otherwise, the emissions will be repeated one by one using the CISPR quasi-peak method and reported.
7. For testing above 1GHz, the emission level of the EUT in peak mode was 20dB lower than peak limit (that means the emission level in average mode also complies with the limit in average mode), then peak values of EUT will be reported, otherwise, the emissions will be measured in average mode again and reported.
8. Use the following spectrum analyzer settings:
 - (1) Span shall wide enough to fully capture the emission being measured;
 - (2) Set RBW=100 kHz for $f < 1$ GHz; $VBW \geq RBW$; Sweep = auto; Detector function = peak; Trace = max hold;
 - (3) Set RBW = 1 MHz, VBW= 3MHz for $f \geq 1$ GHz for peak measurement.
For average measurement:
 - $VBW = 10$ Hz, when duty cycle is no less than 98 percent.
 - $VBW \geq 1/T$, when duty cycle is less than 98 percent where T is the minimum transmission duration over which the transmitter is on and is transmitting at its maximum power control level for the tested mode of operation.

3.5.4 Test Setup

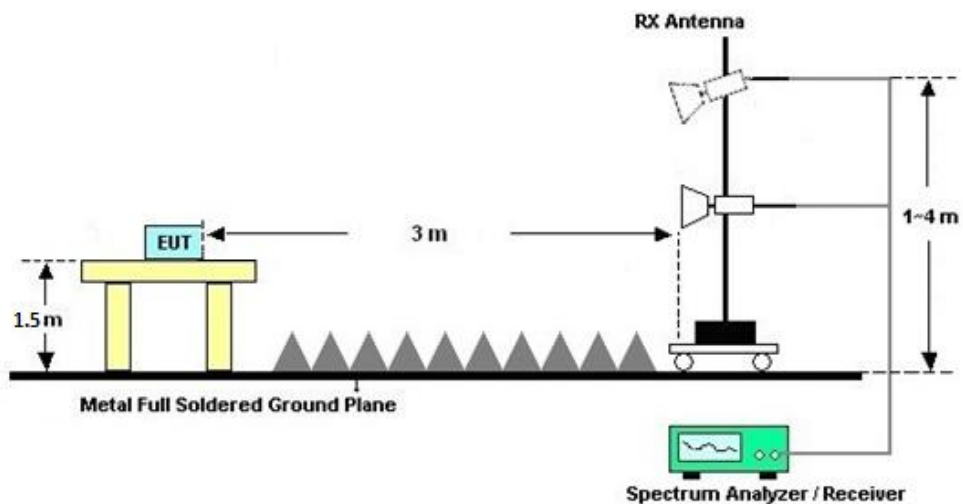
For radiated emissions below 30MHz



For radiated emissions from 30MHz to 1GHz



For radiated emissions above 1GHz





3.5.5 Test Results of Radiated Spurious Emissions (9 kHz ~ 30 MHz)

The low frequency, which started from 9 kHz to 30MHz, was pre-scanned and the result which was 20dB lower than the limit line was not reported.

There is a comparison data of both open-field test site and semi-Anechoic chamber, and the result came out very similar.

3.5.6 Test Result of Radiated Spurious at Band Edges

Please refer to Appendix B

3.5.7 Duty Cycle

Please refer to Appendix C.

3.5.8 Test Result of Radiated Spurious Emission (30MHz ~ 10th Harmonic or 40GHz, whichever is lower)

Please refer to Appendix B



3.6 Antenna Requirements

3.6.1 Standard Applicable

If directional gain of transmitting antennas is greater than 6dBi, the power shall be reduced by the same level in dB comparing to gain minus 6dBi. The use of a permanently attached antenna or of an antenna that uses a unique coupling to the intentional radiator shall be considered sufficient to comply with the rule.

3.6.2 Antenna Anti-Replacement Construction

An embedded-in antenna design is used.

3.6.3 Antenna Gain

The antenna peak gain of EUT is less than 6 dBi. Therefore, it is not necessary to reduce maximum peak output power limit.



4 List of Measuring Equipment

Instrument	Manufacturer	Model No.	Serial No.	Characteristics	Calibration Date	Test Date	Due Date	Remark
Spectrum Analyzer	R&S	FSV40	101040	10Hz~40GHz	Oct. 11, 2023	May 01, 2024 ~May 07, 2024	Oct. 10, 2024	Conducted (TH01-KS)
Pulse Power Sensor	Anritsu	MA2411B	0917070	300MHz~40GHz	Jan. 02, 2024	May 01, 2024 ~May 07, 2024	Jan. 01, 2025	Conducted (TH01-KS)
Power Meter	Anritsu	ML2495A	1435004	50MHz Bandwidth	Jan. 02, 2024	May 01, 2024 ~May 07, 2024	Jan. 01, 2025	Conducted (TH01-KS)
EMI Test Receiver	Keysight	N9038A	MY56400004	3Hz~8.5GHz;Max 30dBm	Oct. 10, 2023	May 23, 2024	Oct. 09, 2024	Radiation (03CH05-KS)
EXA Spectrum Analyzer	Keysight	N9010A	MY55150244	10Hz~44GHz,MAX 30dB	Apr. 18, 2024	May 23, 2024	Apr. 17, 2025	Radiation (03CH05-KS)
Loop Antenna	R&S	HFH2-Z2	100321	9kHz~30MHz	Oct. 10, 2023	May 23, 2024	Oct. 09, 2024	Radiation (03CH05-KS)
Bilog Antenna	TeseQ	CBL6111D	59913	30MHz~1GHz	Aug. 19, 2023	May 23, 2024	Aug. 18, 2024	Radiation (03CH05-KS)
Double Ridge Horn Antenna	ETS-Lindgren	3117	75957	1GHz~18GHz	Oct. 23, 2023	May 23, 2024	Oct. 22, 2024	Radiation (03CH05-KS)
SHF-EHF Horn	Com-power	AH-840	101093	18GHz~40GHz	Jan. 05, 2024	May 23, 2024	Jan. 04, 2025	Radiation (03CH05-KS)
Amplifier	SONOMA	310N	380826	9KHz~1GHz	Jul. 06, 2023	May 23, 2024	Jul. 05, 2024	Radiation (03CH05-KS)
Amplifier	EM	EM18G40GA	060852	18~40GHz	Jan. 05, 2024	May 23, 2024	Jan. 04, 2025	Radiation (03CH05-KS)
high gain Amplifier	EM	EM01G18GA	060839	1Ghz-18Ghz	Oct. 10, 2023	May 23, 2024	Oct. 09, 2024	Radiation (03CH05-KS)
Amplifier	EM	EM01G18GA	060833	1Ghz-18Ghz	Jan. 03, 2024	May 23, 2024	Jan. 02, 2025	Radiation (03CH05-KS)
AC Power Source	Chroma	61601	F104090004	N/A	NCR	May 23, 2024	NCR	Radiation (03CH05-KS)
Turn Table	ChamPro	EM 1000-T	060762-T	0~360 degree	NCR	May 23, 2024	NCR	Radiation (03CH05-KS)
Antenna Mast	ChamPro	EM 1000-A	060762-A	1 m~4 m	NCR	May 23, 2024	NCR	Radiation (03CH05-KS)

NCR: No Calibration Required



5 Measurement Uncertainty

The measurement uncertainties shown below were calculated in accordance with the requirements of ANSI 63.10-2013. All the measurement uncertainty value were shown with a coverage K=2 to indicate 95% level of confidence. The measurement data show herein meets or exceeds the CISPR measurement uncertainty values specified in CISPR 16-4-2 and can be compared directly to specified limit to determine compliance.

Uncertainty of Conducted Measurement

Conducted Spurious Emission & Bandedge	±2.26 dB
Occupied Channel Bandwidth	±0.1%
Conducted Power	±0.46 dB
Conducted Power Spectral Density	±0.88 dB
Frequency	±0.4 Hz

Uncertainty of Radiated Emission Measurement (9 KHz ~ 30 MHz)

Measuring Uncertainty for a Level of Confidence of 95% (U = 2Uc(y))	3.30dB
---	--------

Uncertainty of Radiated Emission Measurement (30 MHz ~ 1000 MHz)

Measuring Uncertainty for a Level of Confidence of 95% (U = 2Uc(y))	6.02dB
---	--------

Uncertainty of Radiated Emission Measurement (1 GHz ~ 18 GHz)

Measuring Uncertainty for a Level of Confidence of 95% (U = 2Uc(y))	5.22dB
---	--------

Uncertainty of Radiated Emission Measurement (18 GHz ~ 40 GHz)

Measuring Uncertainty for a Level of Confidence of 95% (U = 2Uc(y))	5.34dB
---	--------

----- THE END -----



Appendix A. Conducted Test Results



Ambient Condition: <u>25</u> °C, <u>45</u> %RH	
Test Date: <u>2024.5.1~5.7</u>	Test Engineer: <u>Jiang Jun</u>

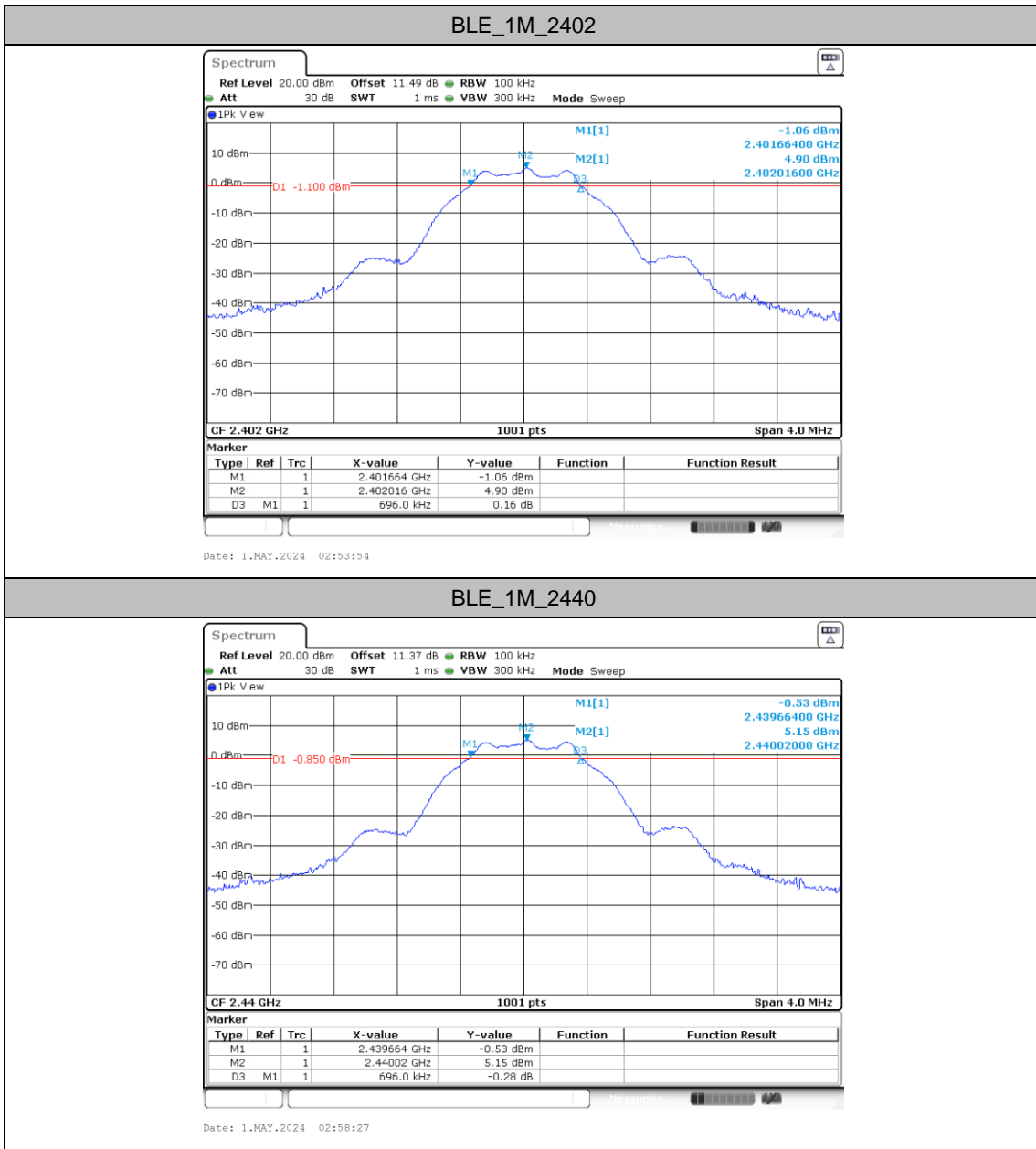
6dB Bandwidth

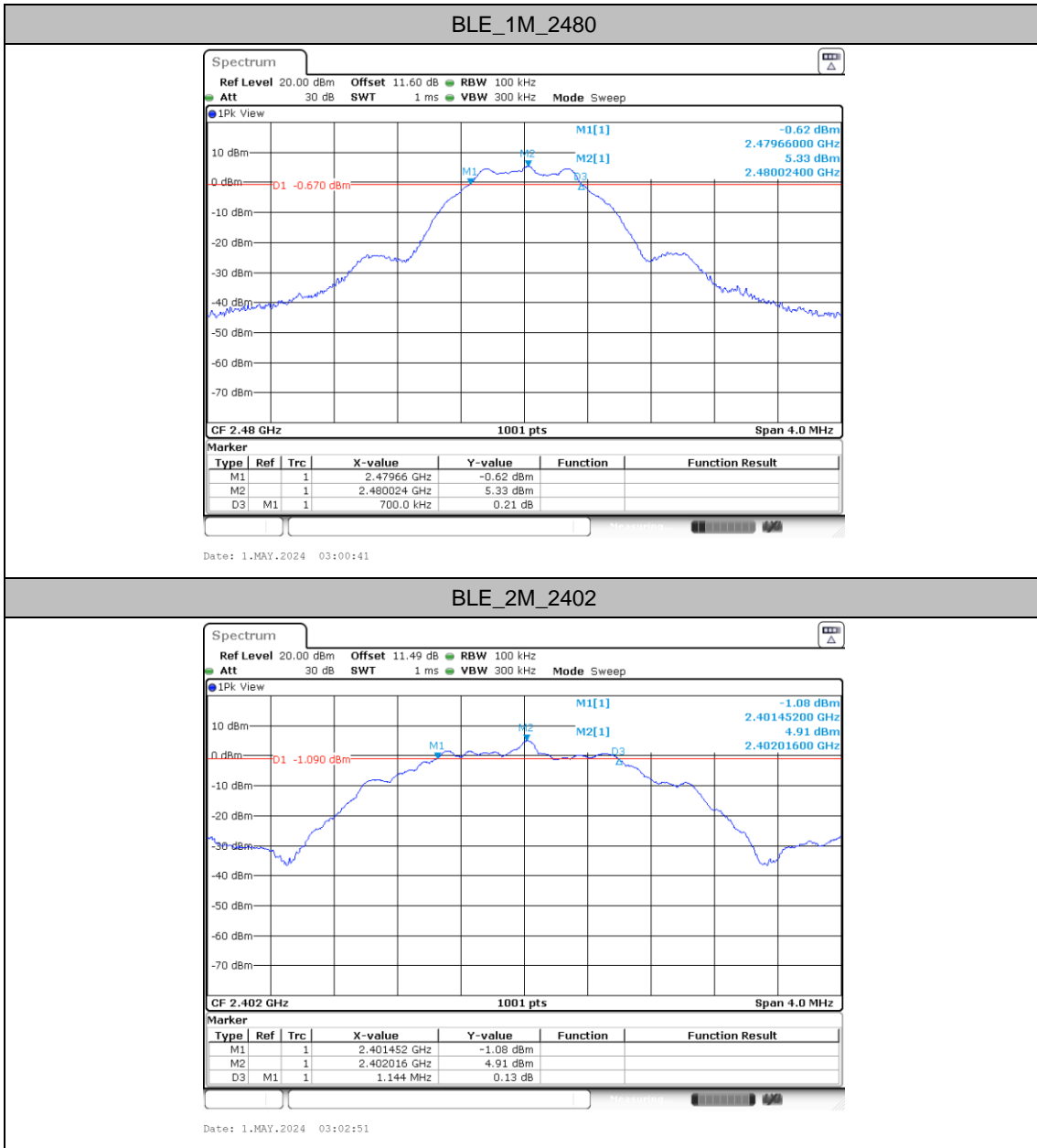
Test Result

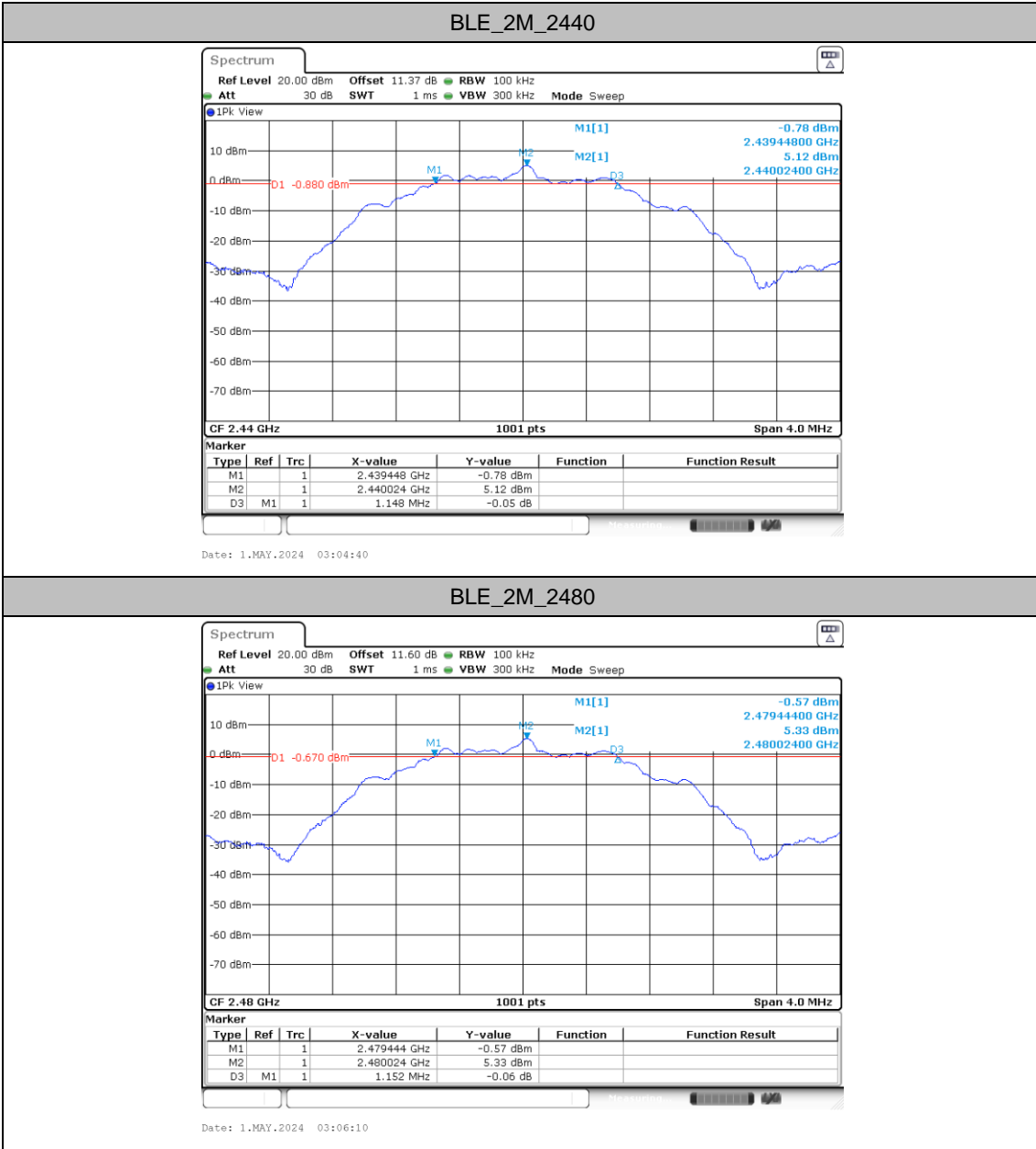
TestMode	Freq(MHz)	6dB BW [MHz]	FL[MHz]	FH[MHz]	Limit[MHz]	Verdict
BLE_1M	2402	0.70	2401.66	2402.36	0.5	PASS
	2440	0.70	2439.66	2440.36	0.5	PASS
	2480	0.70	2479.66	2480.36	0.5	PASS
BLE_2M	2402	1.14	2401.45	2402.60	0.5	PASS
	2440	1.15	2439.45	2440.60	0.5	PASS
	2480	1.15	2479.44	2480.60	0.5	PASS



Test Graphs









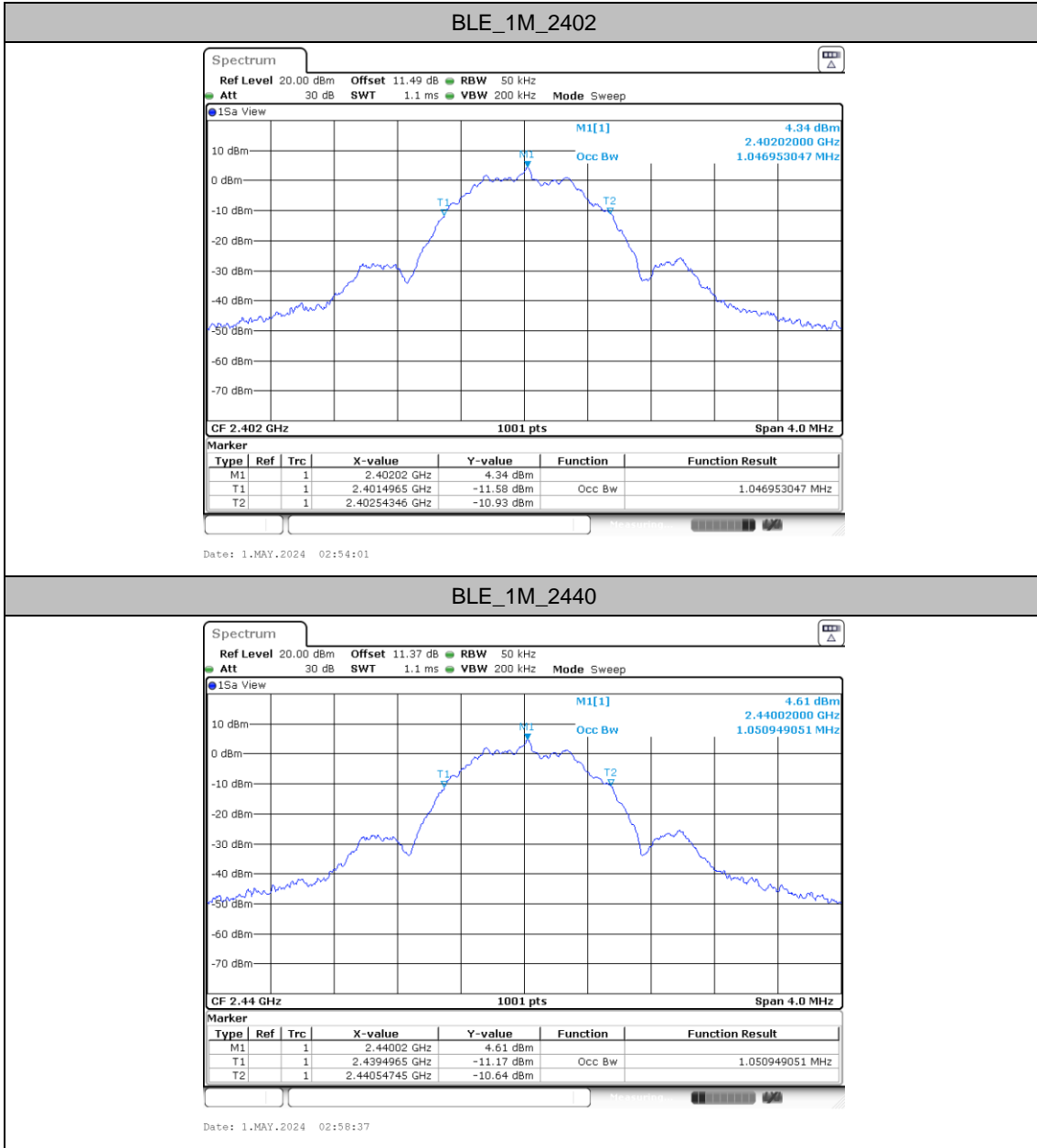
Occupied Channel Bandwidth

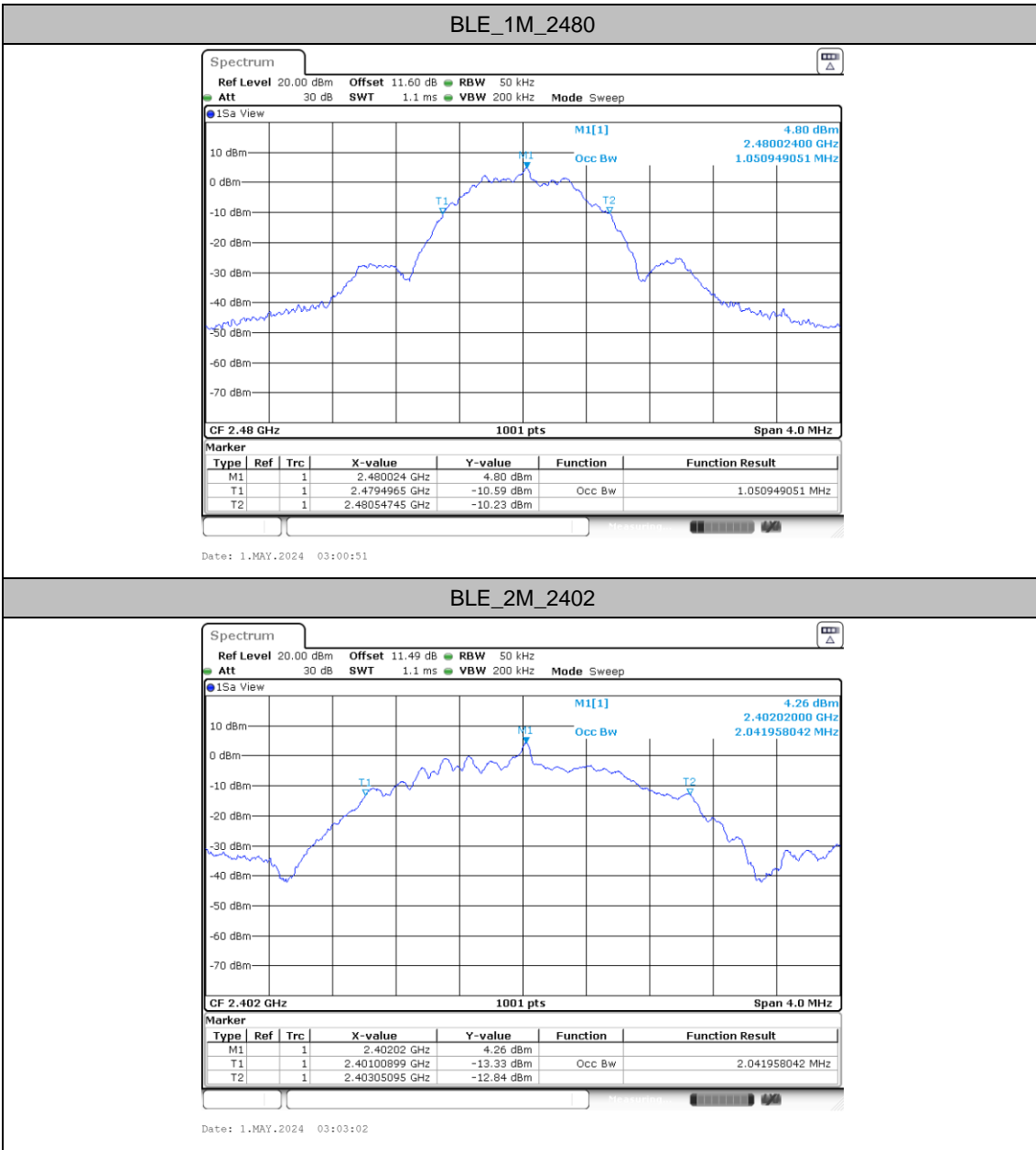
Test Result

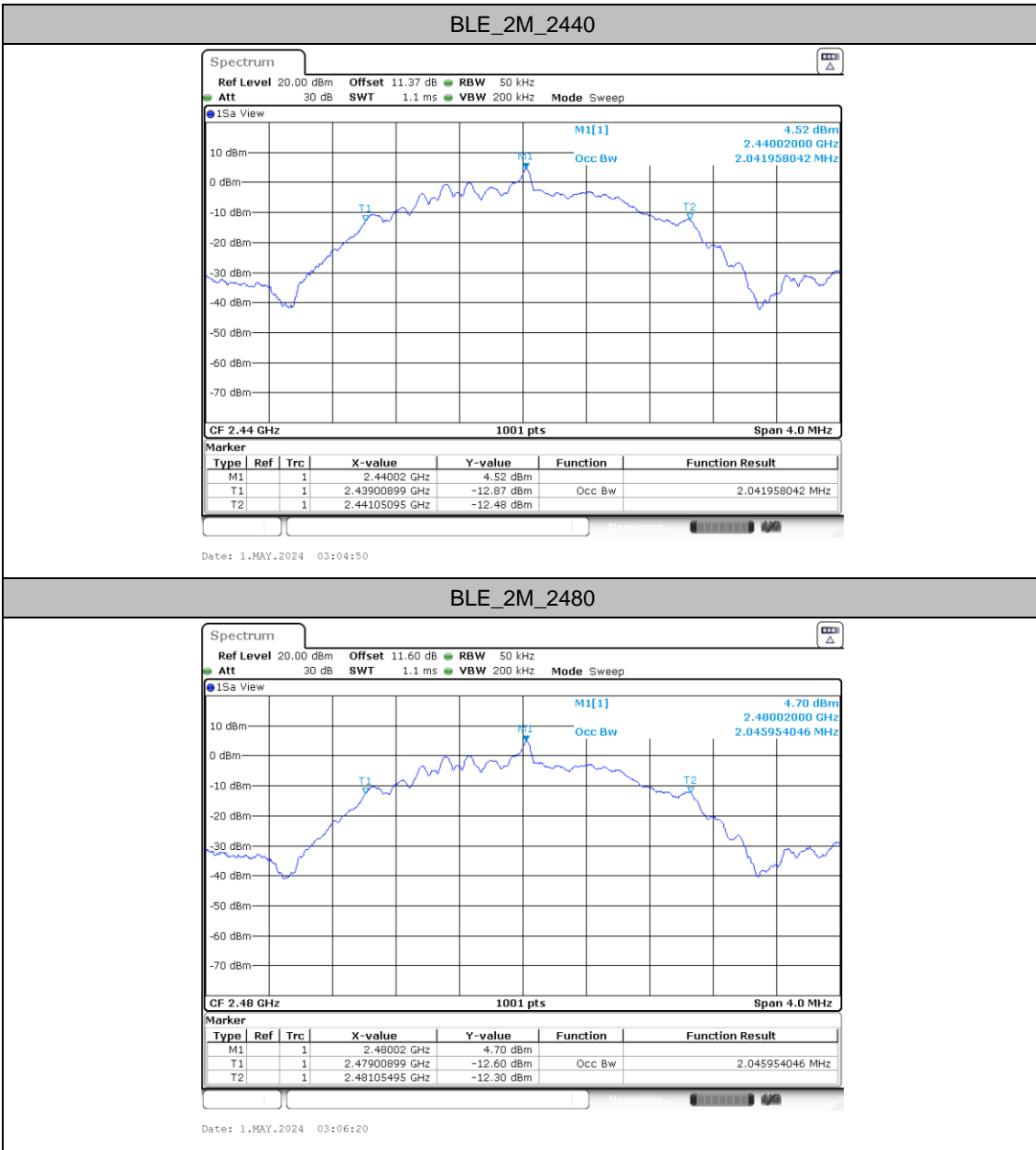
TestMode	Freq(MHz)	OCB [MHz]	FL[MHz]	FH[MHz]	Limit[MHz]	Verdict
BLE_1M	2402	1.047	2401.4965	2402.5435	---	---
	2440	1.051	2439.4965	2440.5475	---	---
	2480	1.051	2479.4965	2480.5475	---	---
BLE_2M	2402	2.042	2401.0090	2403.0509	---	---
	2440	2.042	2439.0090	2441.0509	---	---
	2480	2.046	2479.0090	2481.0549	---	---



Test Graphs









Maximum conducted output power

Test Result Peak

TestMode	CH.	Peak Conducted Power (dBm)	Conducted Power Limit	DG (dBi)	EIRP Power (dBm)	EIRP Power Limit	Pass/Fail
BLE1M	0	6.96	30.00	2	8.96	36.00	Pass
	19	6.93	30.00	2	8.93	36.00	Pass
	39	6.81	30.00	2	8.81	36.00	Pass
BLE2M	0	6.97	30.00	2	8.97	36.00	Pass
	19	6.93	30.00	2	8.93	36.00	Pass
	39	6.79	30.00	2	8.79	36.00	Pass

Test Result Average

TestMode	CH.	Duty Factor (dB)	Average Conducted Power (dBm)
BLE1M	0	2.04	6.72
	19	2.04	6.69
	39	2.04	6.63
BLE2M	0	4.83	6.66
	19	4.83	6.80
	39	4.83	6.57



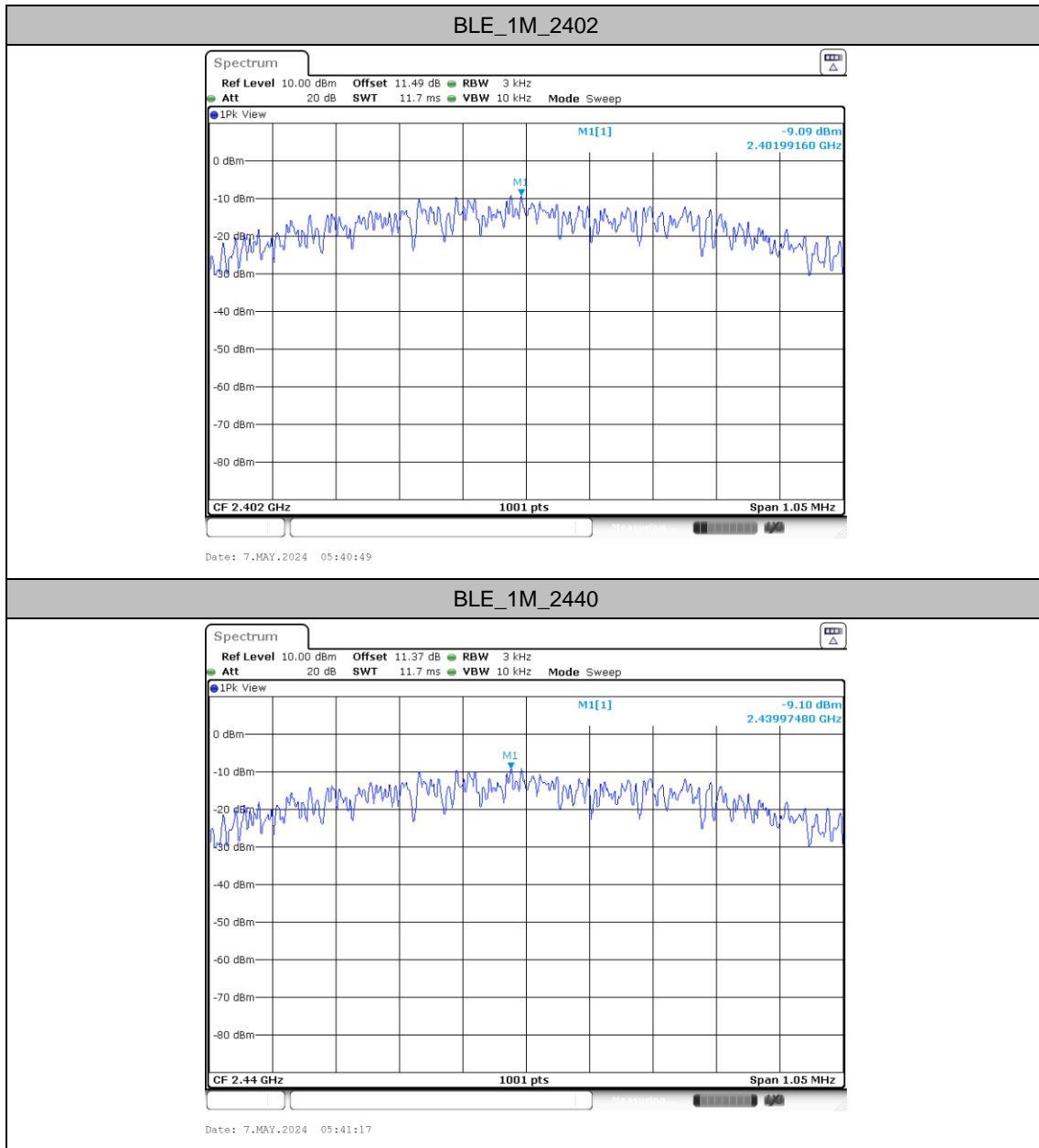
Maximum power spectral density

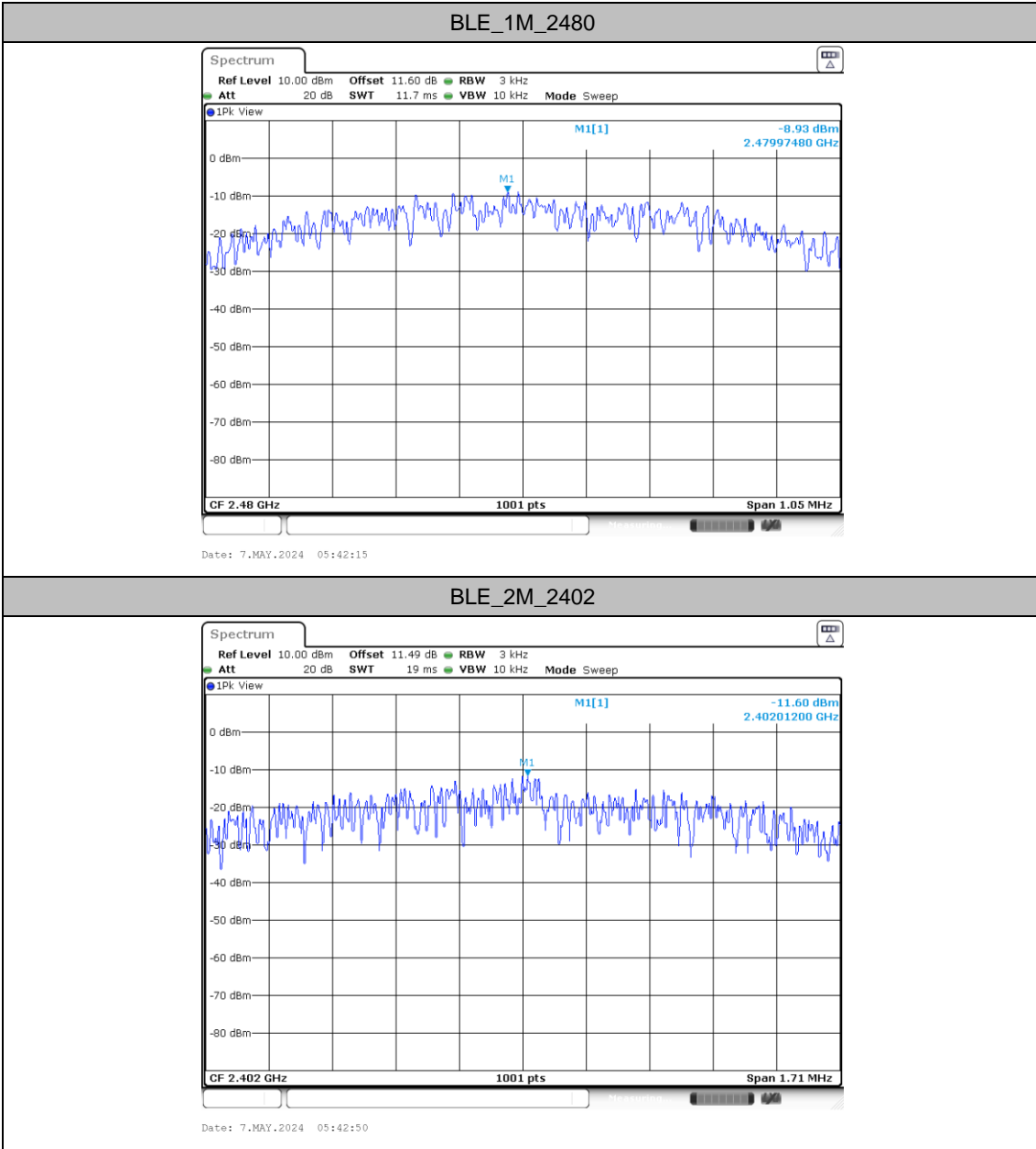
Test Result

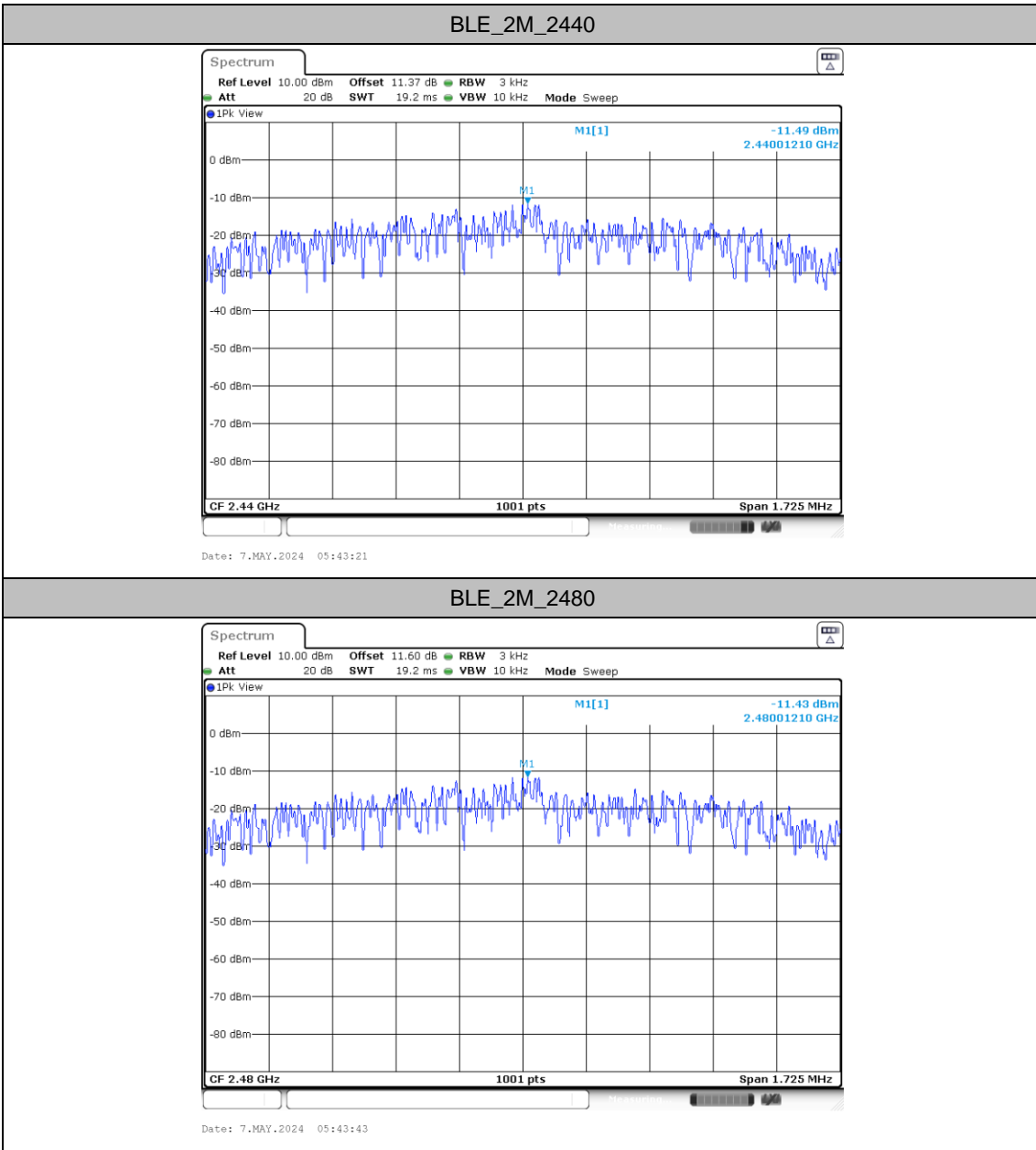
TestMode	Freq(MHz)	Result[dBm/3kHz]	Limit[dBm/3kHz]	Verdict
BLE_1M	2402	-9.09	≤8.00	PASS
	2440	-9.10	≤8.00	PASS
	2480	-8.93	≤8.00	PASS
BLE_2M	2402	-11.60	≤8.00	PASS
	2440	-11.49	≤8.00	PASS
	2480	-11.43	≤8.00	PASS



Test Graphs









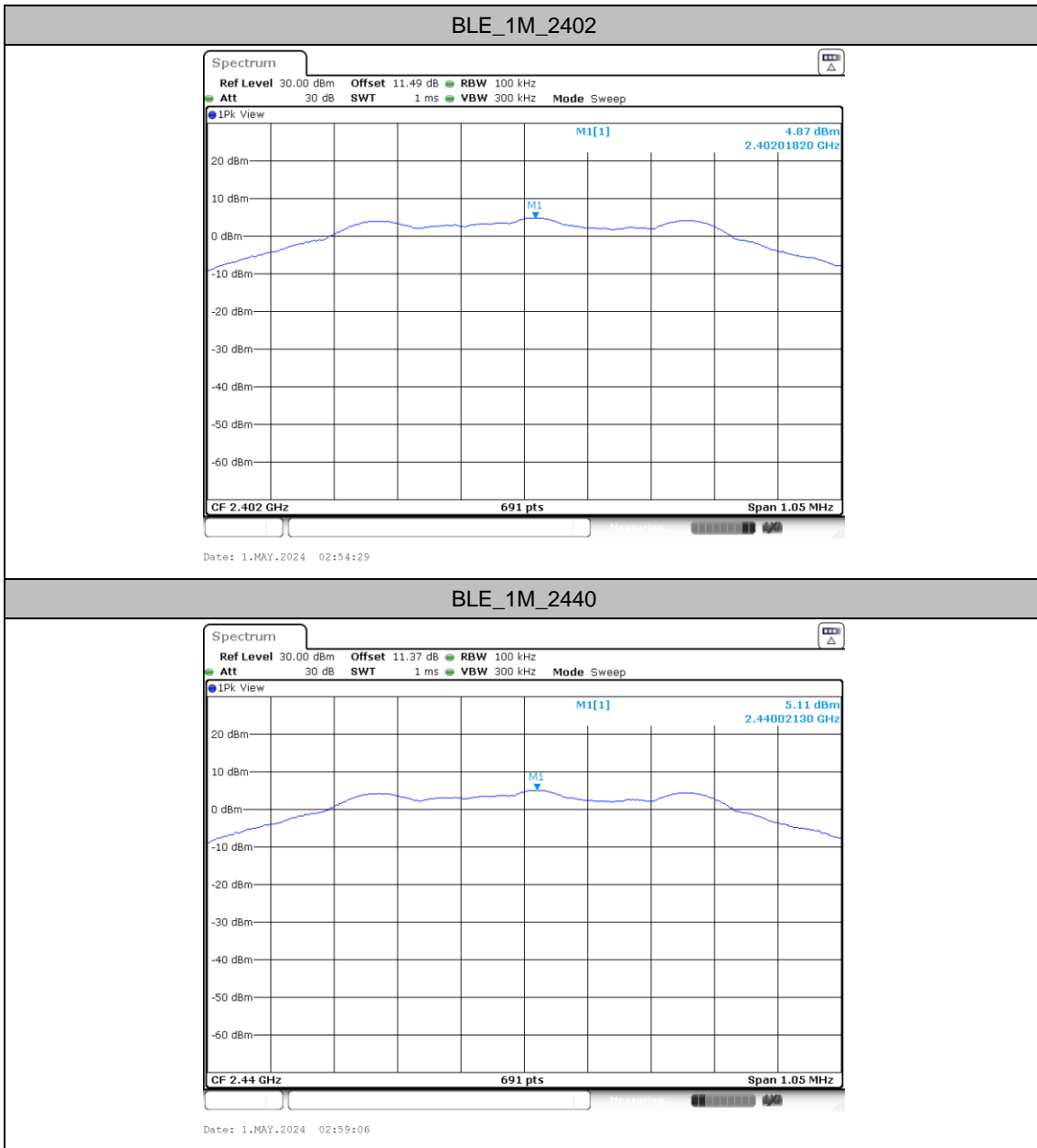
Reference level measurement

Test Result

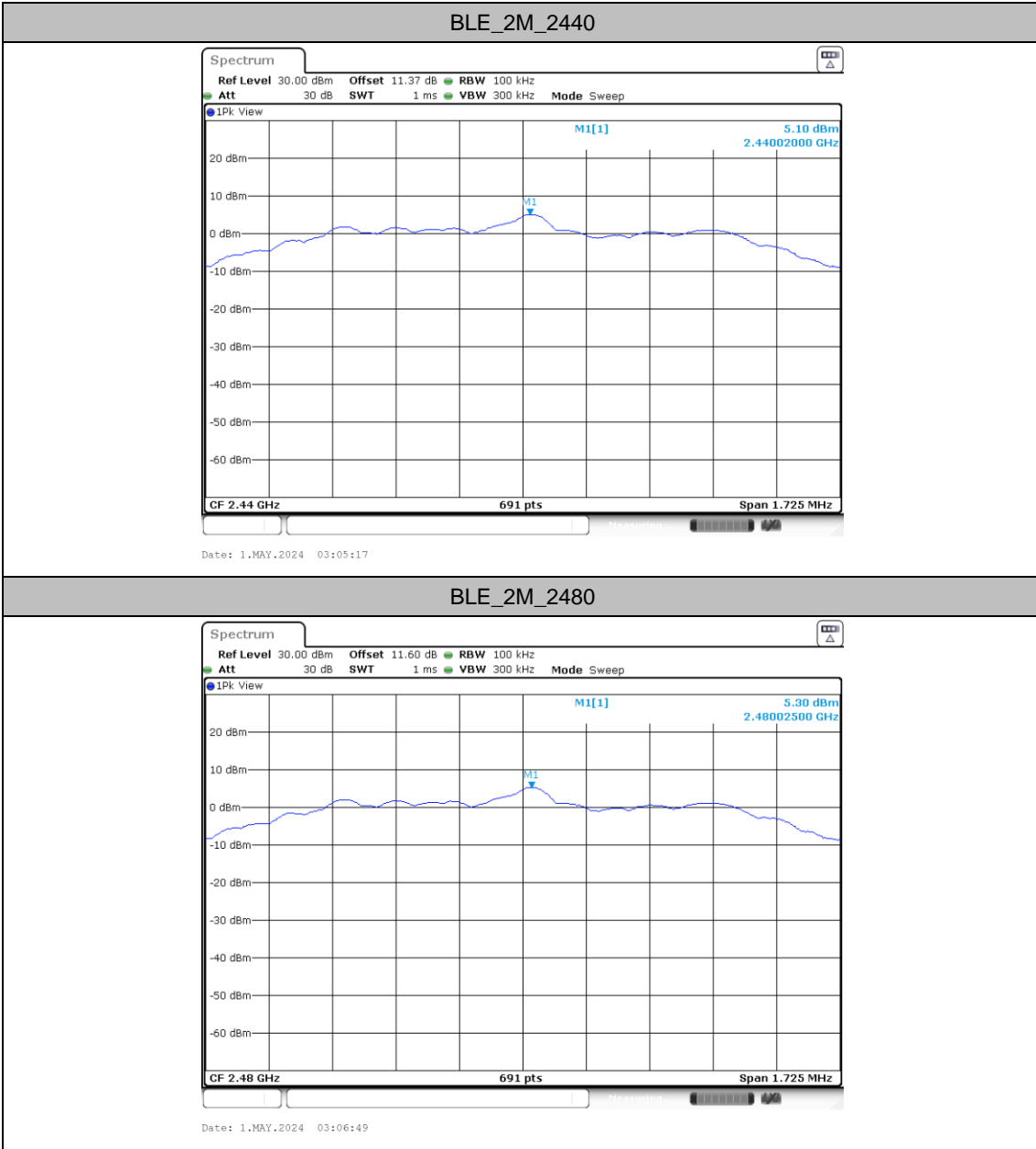
TestMode	Freq(MHz)	Max.Point[MHz]	Result[dBm/100KHz]
BLE_1M	2402	2402.02	4.87
	2440	2440.02	5.11
	2480	2480.02	5.31
BLE_2M	2402	2402.02	4.86
	2440	2440.02	5.10
	2480	2480.03	5.30



Test Graphs









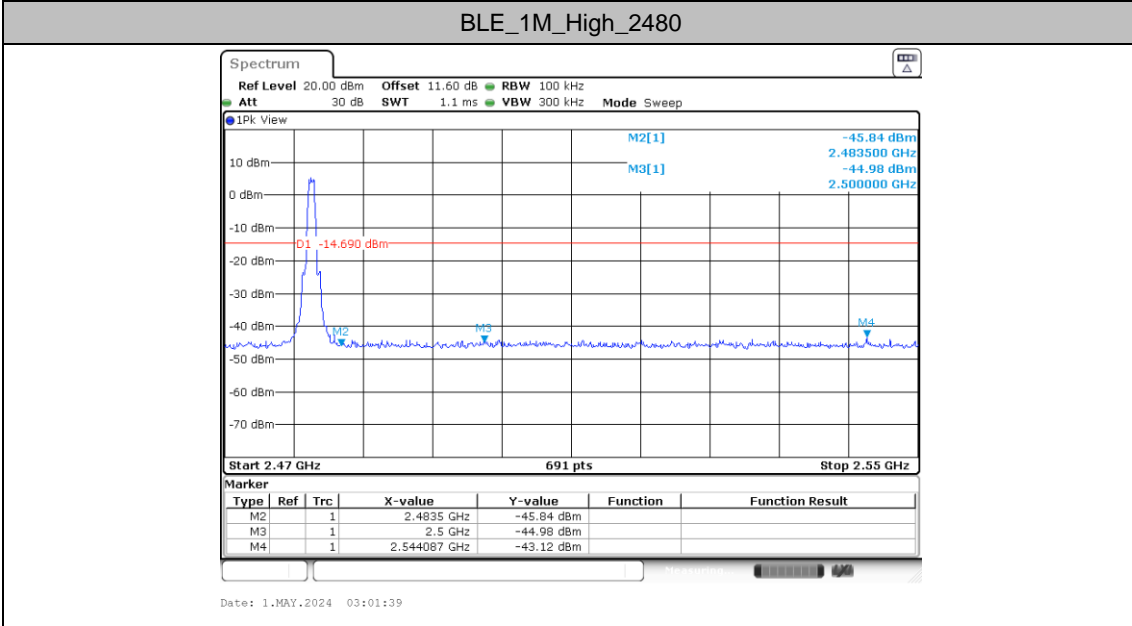
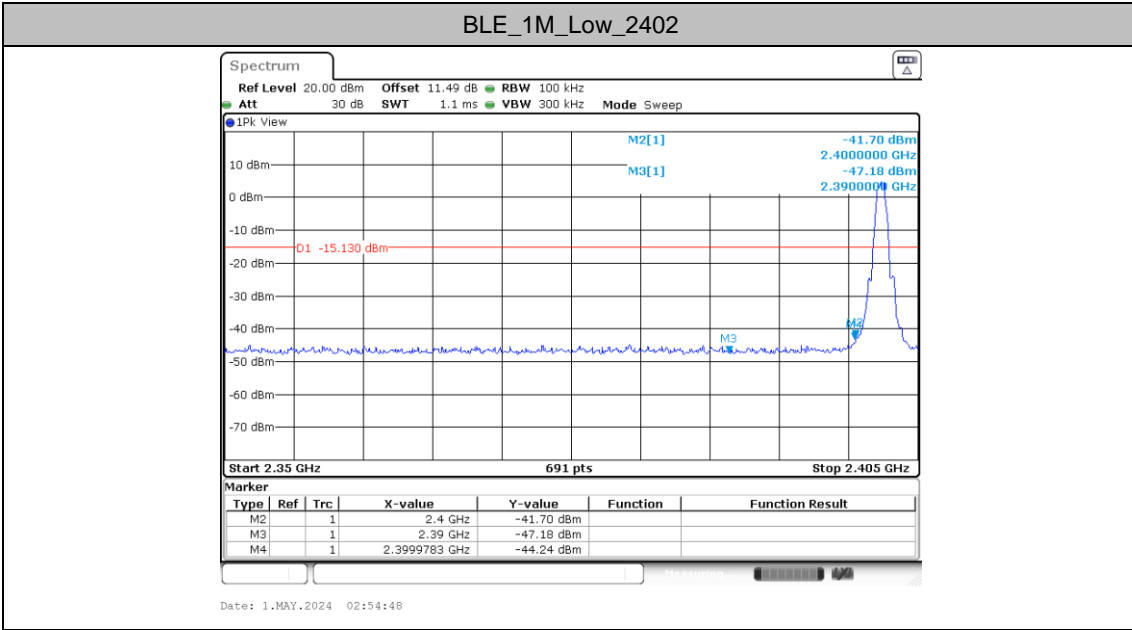
Band edge measurements

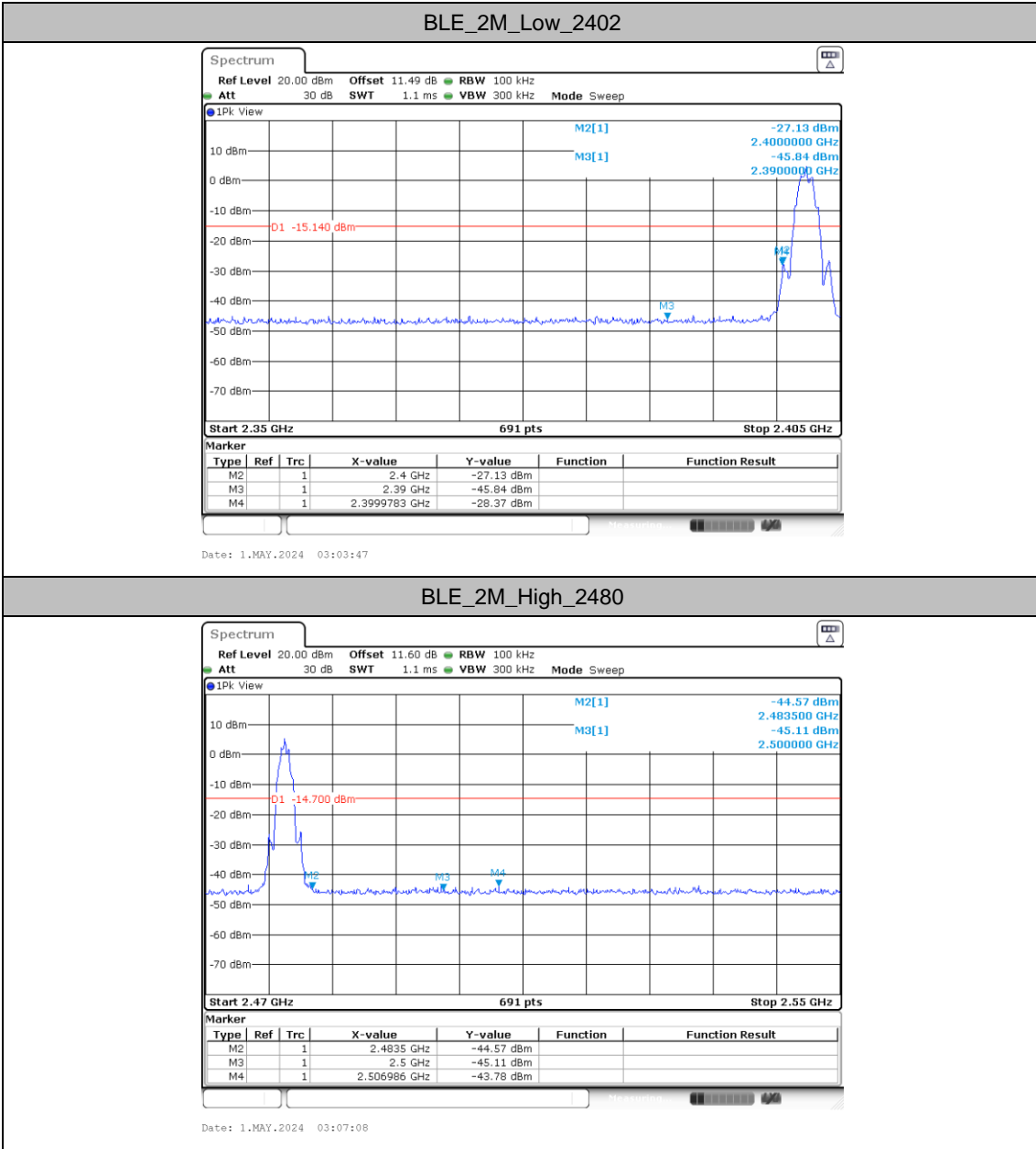
Test Result

TestMode	ChName	Freq(MHz)	RefLevel[dBm /100KHz]	Result[dBm /100KHz]	Limit[dBm /100KHz]	Verdict
BLE_1M	Low	2402	4.87	-44.24	≤-15.13	PASS
	High	2480	5.31	-43.12	≤-14.69	PASS
BLE_2M	Low	2402	4.86	-28.37	≤-15.14	PASS
	High	2480	5.30	-43.78	≤-14.7	PASS



Test Graphs







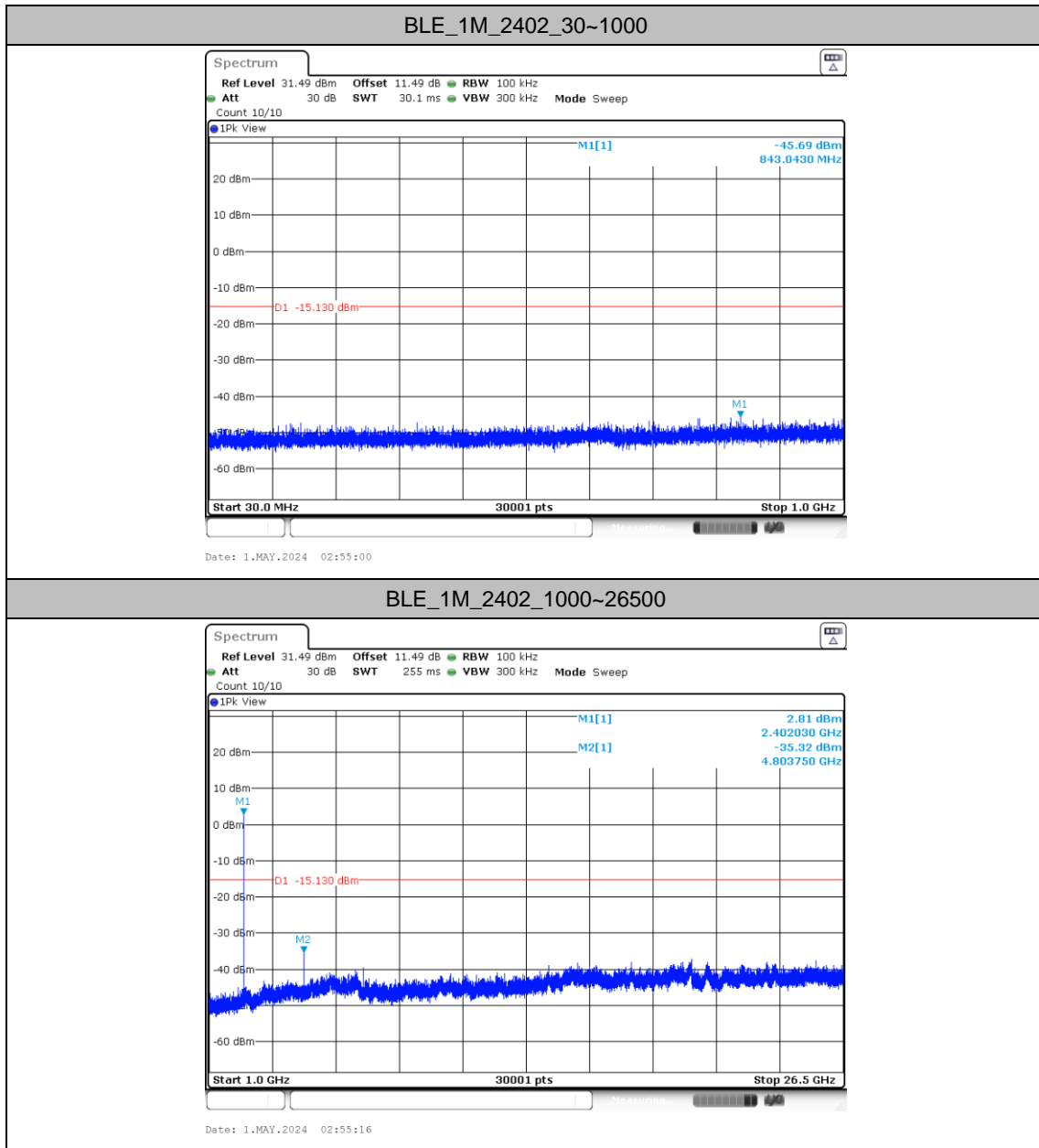
Conducted Spurious Emission

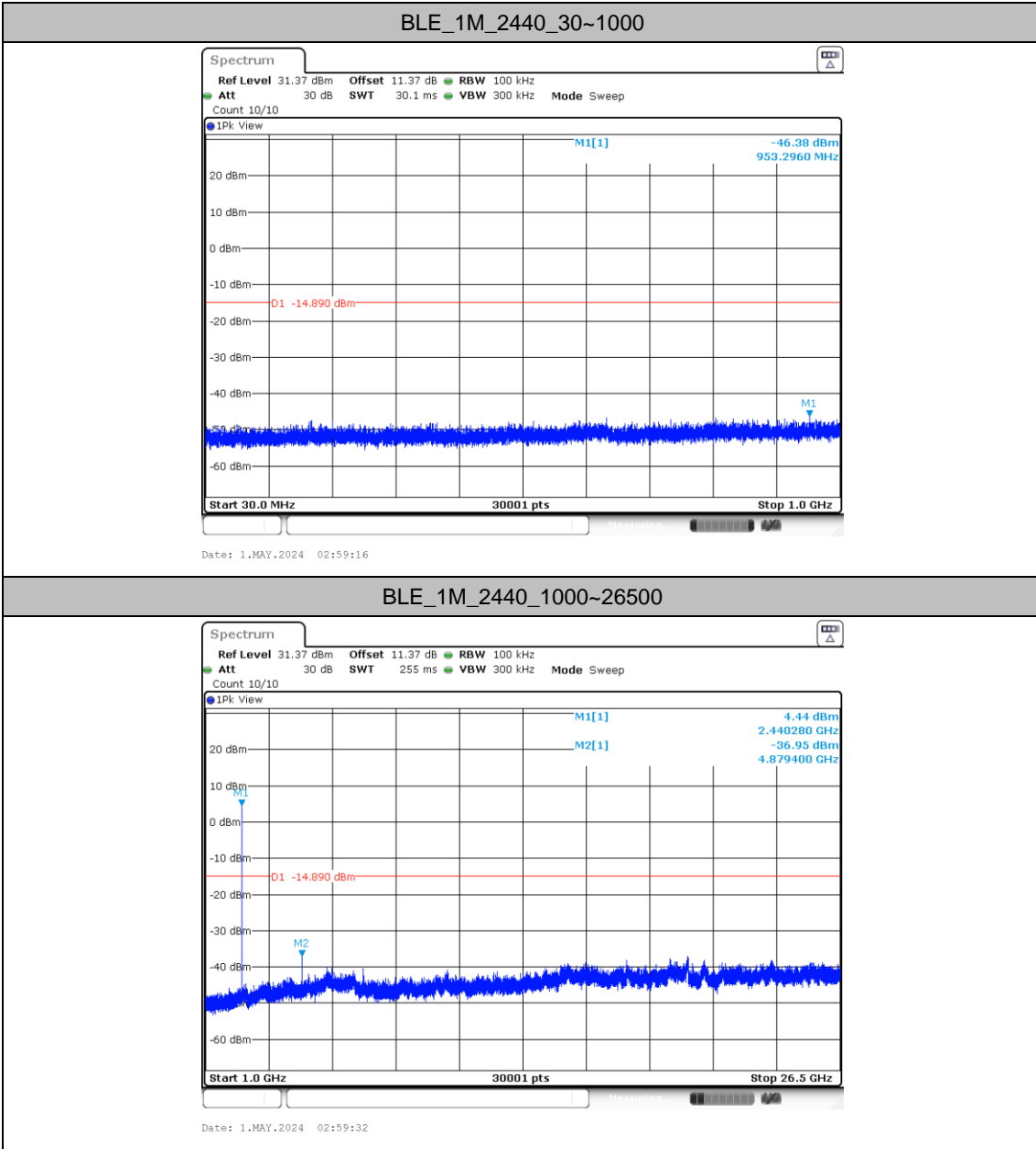
Test Result

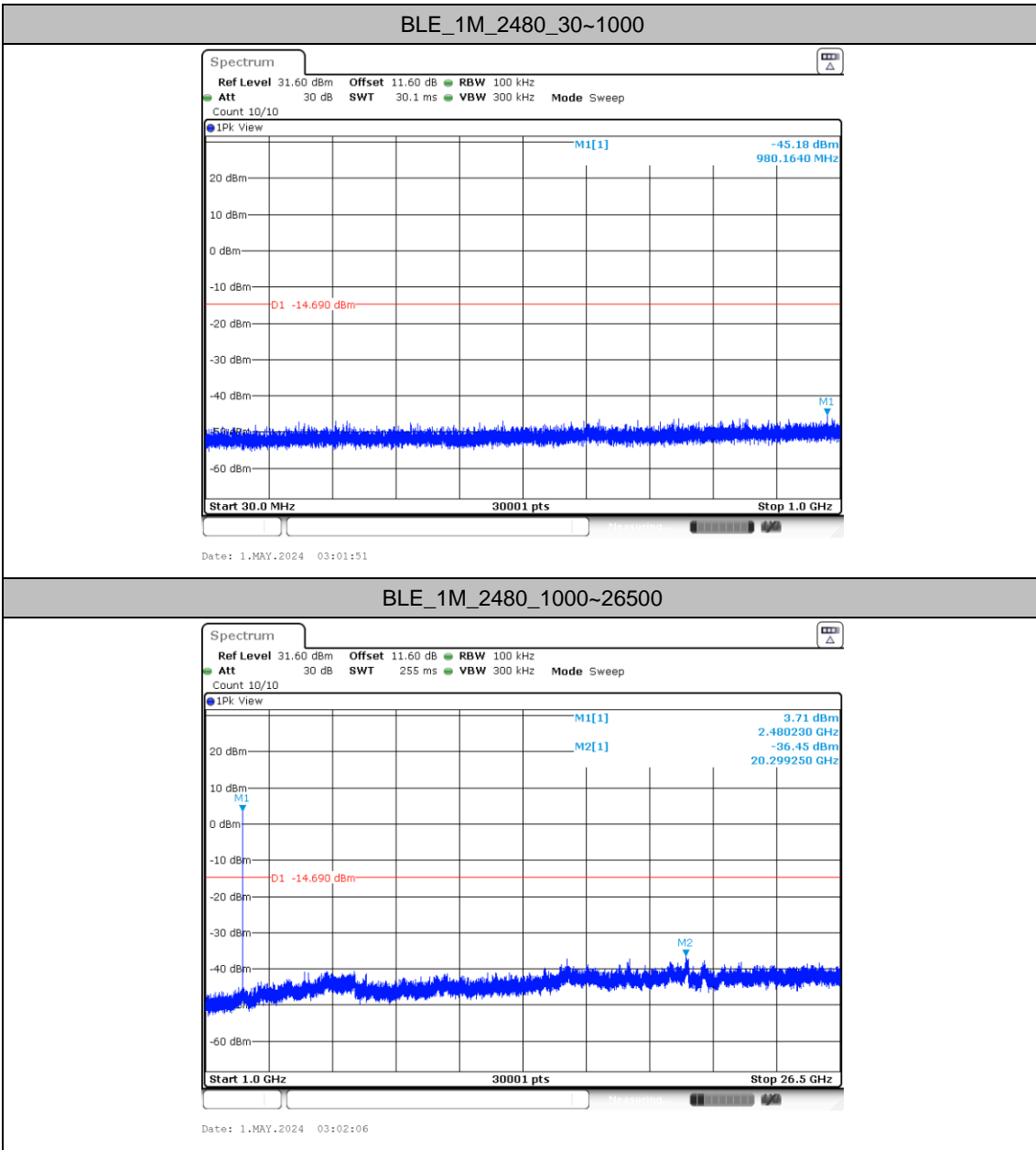
TestMode	Freq(MHz)	FreqRange [MHz]	RefLevel [dBm/100KHz]	Result [dBm/100KHz]	Limit [dBm/100KHz]	Verdict
BLE_1M	2402	30~1000	4.87	-45.69	≤-15.13	PASS
		1000~26500	4.87	-35.32	≤-15.13	PASS
	2440	30~1000	5.11	-46.38	≤-14.89	PASS
		1000~26500	5.11	-36.95	≤-14.89	PASS
	2480	30~1000	5.31	-45.18	≤-14.69	PASS
		1000~26500	5.31	-36.45	≤-14.69	PASS
BLE_2M	2402	30~1000	4.86	-46.47	≤-15.14	PASS
		1000~26500	4.86	-35.3	≤-15.14	PASS
	2440	30~1000	5.10	-46.04	≤-14.9	PASS
		1000~26500	5.10	-37.16	≤-14.9	PASS
	2480	30~1000	5.30	-45.89	≤-14.7	PASS
		1000~26500	5.30	-36.28	≤-14.7	PASS

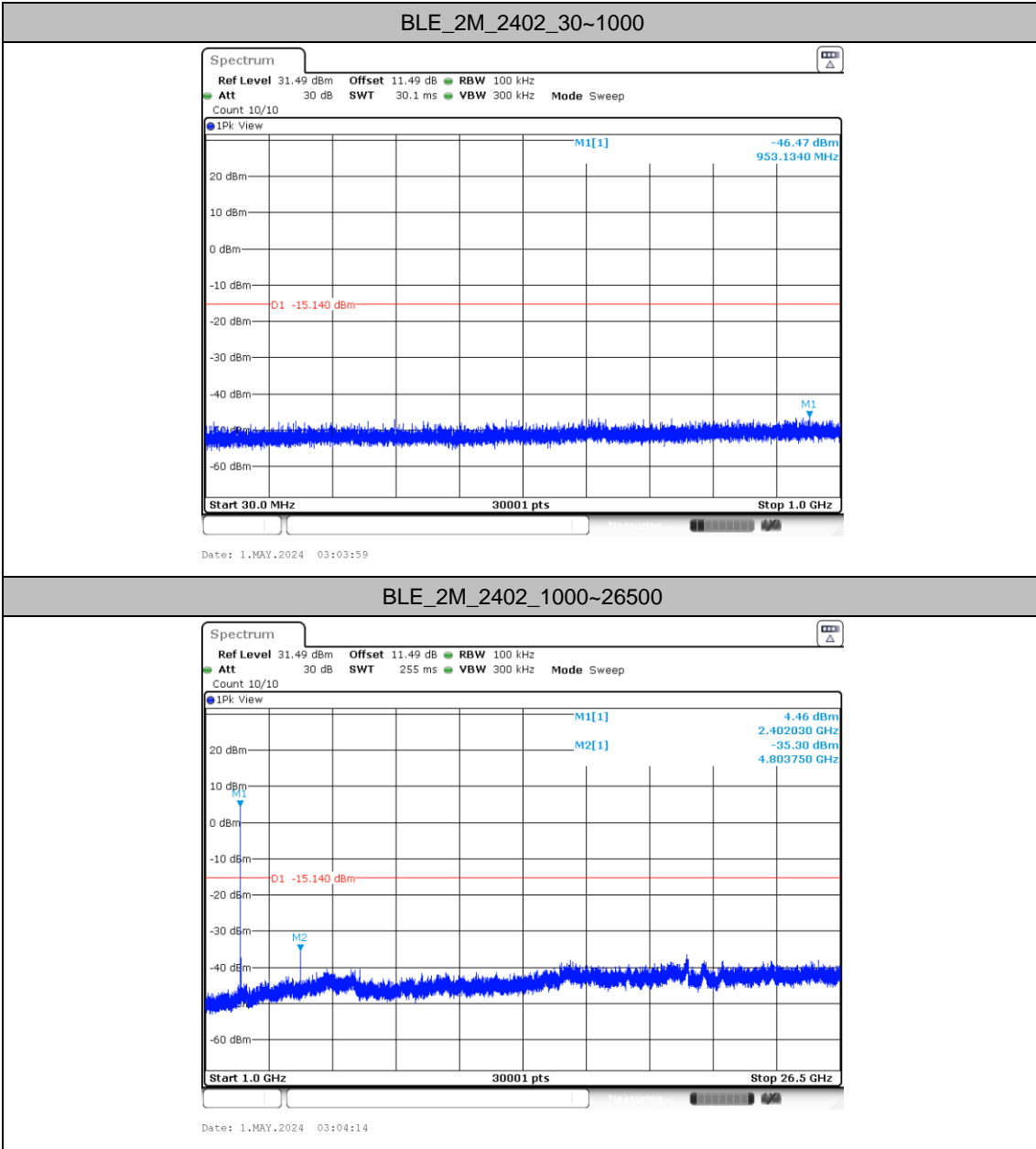


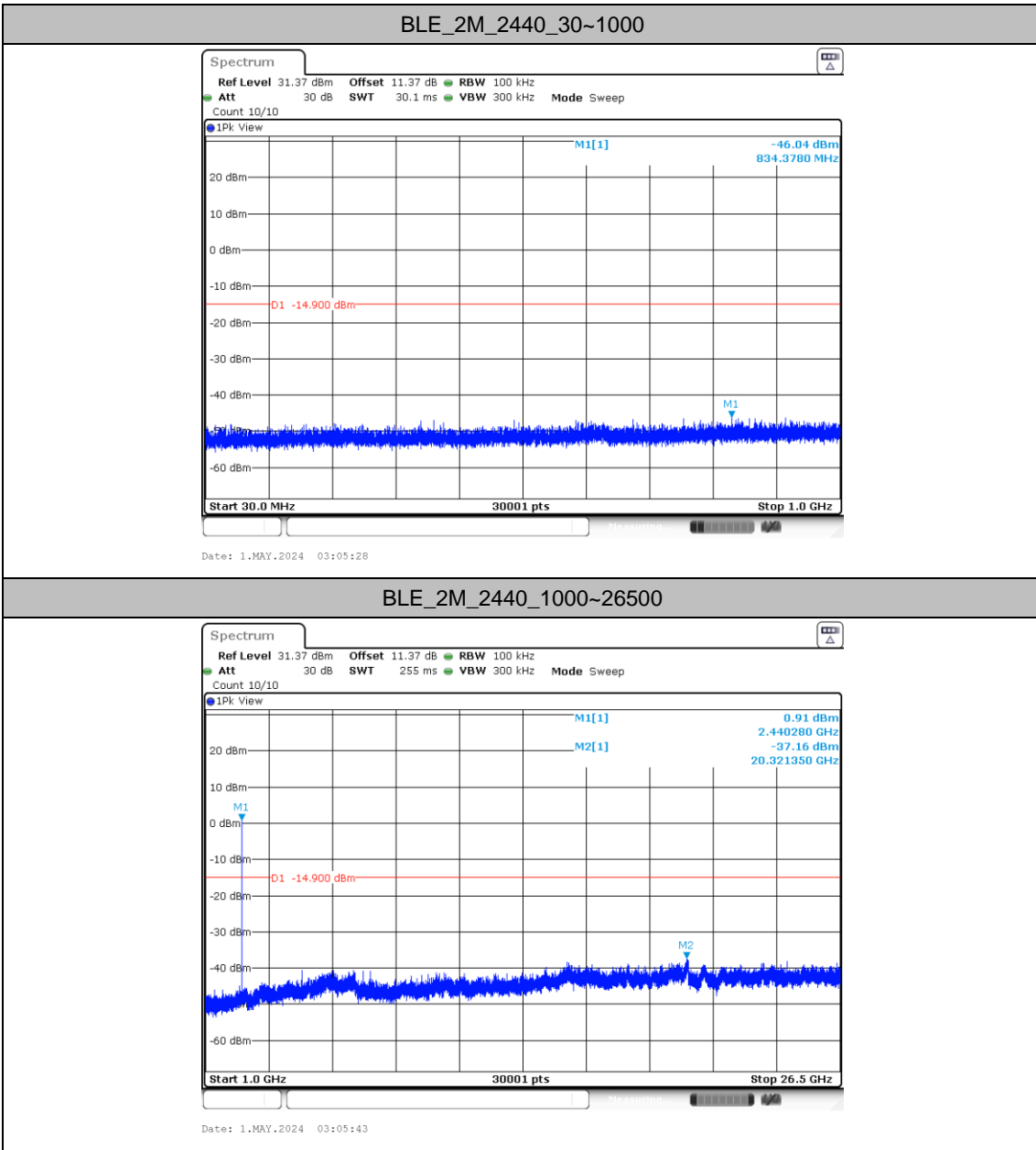
Test Graphs

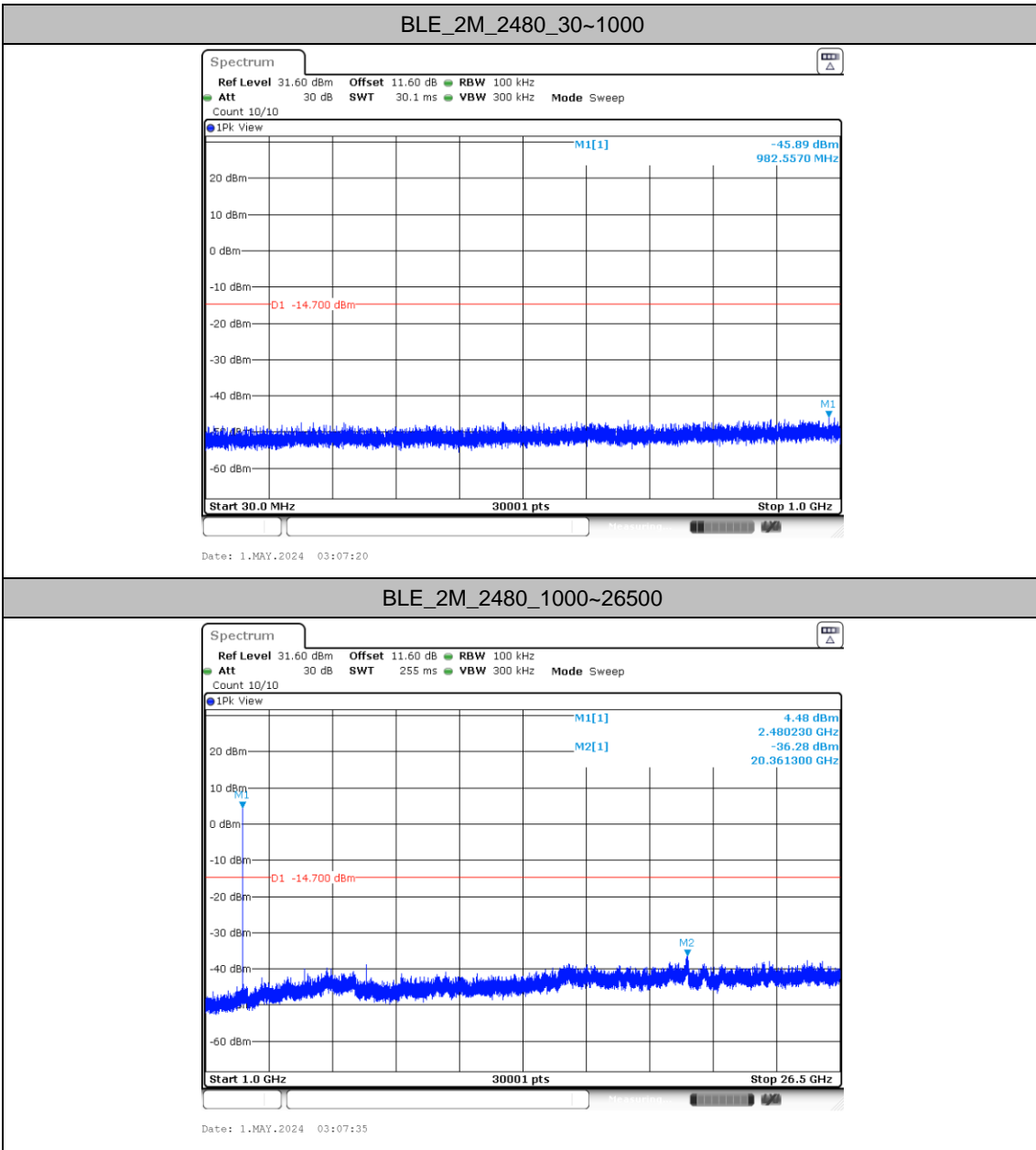














Appendix B. Radiated Spurious Emission Test Data

Test Engineer :	Levi Zhuo	Relative Humidity :	22~23
		Temperature :	42~43

Radiated Spurious Emission Test Modes

Mode	Band (MHz)	Modulation	Channel	Frequency	Data Rate	RU	Remark
Mode 1	2400-2483.5	Bluetooth-LE_GSKF	0	2402	1Mbps	-	-
Mode 2	2400-2483.5	Bluetooth-LE_GSKF	19	2440	1Mbps	-	-
Mode 3	2400-2483.5	Bluetooth-LE_GSKF	39	2480	1Mbps	-	-
Mode 4	2400-2483.5	Bluetooth-LE_GSKF	0	2402	2Mbps	-	-
Mode 5	2400-2483.5	Bluetooth-LE_GSKF	19	2440	2Mbps	-	-
Mode 6	2400-2483.5	Bluetooth-LE_GSKF	39	2480	2Mbps	-	-

Co-location Test Mode

Mode	Band (MHz)	Modulation	Channel	Frequency	Data Rate	RU	Remark
Mode 7	2400-2483.5	Bluetooth-LE_GSKF	39	2480	2Mbps	-	-



Summary of each worse mode

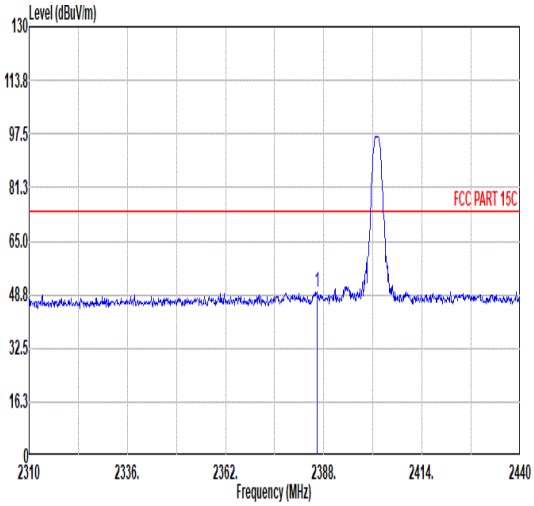
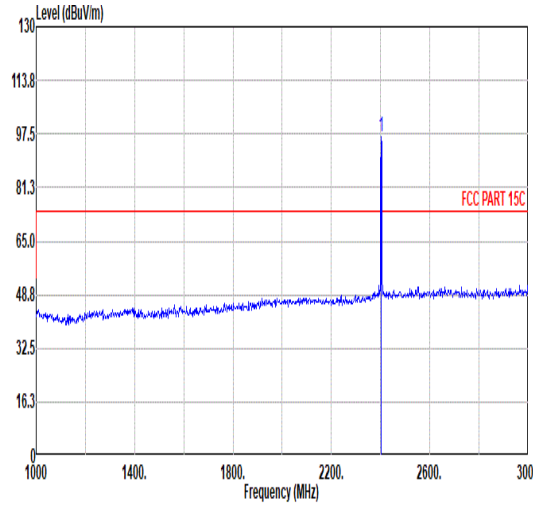
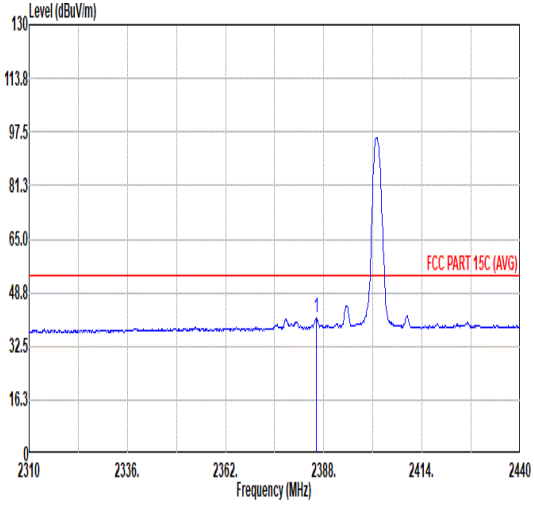
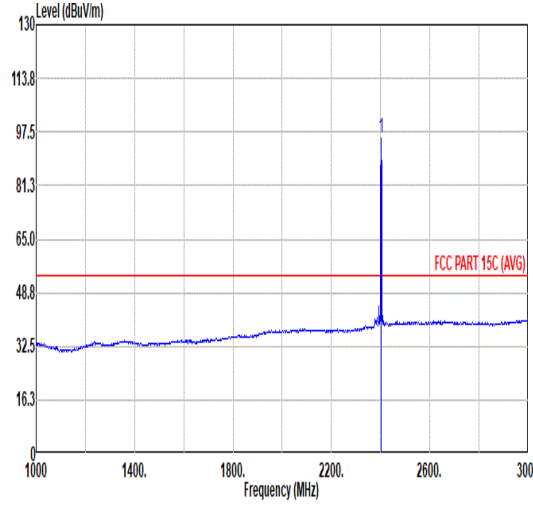
Mode	Modulation	Ch.	Freq. (MHz)	Level (dBuV/m)	Limit (dBuV/m)	Margin (dB)	Pol.	Peak Avg.	Result	Remark
1	Bluetooth-LE_GSKF	0	2378.12	46.79	54.00	-7.21	H	AVERAGE	Pass	Band Edge
1	Bluetooth-LE_GSKF	0	7206.00	50.38	78.11	-27.73	V	PEAK	Pass	Harmonic
2	Bluetooth-LE_GSKF	19	-	-	-	-	-	-	-	Band Edge
2	Bluetooth-LE_GSKF	19	7320.00	46.81	54.00	-7.19	H	AVERAGE	Pass	Harmonic
3	Bluetooth-LE_GSKF	39	2488.00	49.45	54.00	-4.55	H	AVERAGE	Pass	Band Edge
3	Bluetooth-LE_GSKF	39	4960.00	48.06	54.00	-5.94	H	AVERAGE	Pass	Harmonic
4	Bluetooth-LE_GSKF	0	2377.86	46.13	54.00	-7.87	H	AVERAGE	Pass	Band Edge
4	Bluetooth-LE_GSKF	0	4804.00	42.94	74.00	-31.06	H	Peak	Pass	Harmonic
5	Bluetooth-LE_GSKF	19	-	-	-	-	-	-	-	Band Edge
5	Bluetooth-LE_GSKF	19	7320.00	45.83	54.00	-8.17	H	AVERAGE	Pass	Harmonic
6	Bluetooth-LE_GSKF	39	2483.50	49.41	54.00	-4.59	H	AVERAGE	Pass	Band Edge
6	Bluetooth-LE_GSKF	39	4960.00	46.68	54.00	-7.32	H	AVERAGE	Pass	Harmonic
7	Bluetooth-LE_GSKF	39	2488.00	50.96	54.00	-3.04	H	AVERAGE	Pass	Band Edge
7	Bluetooth-LE_GSKF	39	4960.00	50.33	54.00	-3.67	H	AVERAGE	Pass	Harmonic

Mode	Modulation	Ch.	Freq. (MHz)	E-field (dBuV/m)	Limit (dBm)	Limit (dBuV/m)	Margin (dB)	Result
7	UWB CH9_cidx-10_sts-1_packet length-67		7987	50.53	-41.3	53.93	-3.4	Pass



1																																																																																	
Mode	Band Edge																																																																																
2400-2483.5_Bluetooth-LE_GSKF_CH0_2402MHz																																																																																	
Pol.	Fundamental																																																																																
Peak	<div style="display: flex; justify-content: space-around;"> <div style="width: 48%;"> <table border="1"> <thead> <tr> <th>Limit</th> <th>Read</th> <th>Ant</th> <th>Cable</th> <th>Preamp</th> <th>Aux</th> <th>APos</th> <th>TPos</th> <th>Remark</th> </tr> <tr> <th>Freq</th> <th>Level</th> <th>Line</th> <th>Margin</th> <th>Level</th> <th>Factor</th> <th>Loss</th> <th>Factor</th> <th>Factor</th> </tr> <tr> <th>MHz</th> <th>dBuV/m</th> <th>dBuV/m</th> <th>dB</th> <th>dBuV</th> <th>dB/m</th> <th>dB</th> <th>dB</th> <th>dB</th> </tr> </thead> <tbody> <tr> <td>1</td> <td>2377.73</td> <td>53.21</td> <td>74.00</td> <td>-20.79</td> <td>45.09</td> <td>32.08</td> <td>7.09</td> <td>37.05</td> <td>6.00</td> <td>384</td> <td>80</td> <td>PEAK</td> </tr> </tbody> </table> </div> <div style="width: 48%;"> <table border="1"> <thead> <tr> <th>Limit</th> <th>Read</th> <th>Ant</th> <th>Cable</th> <th>Preamp</th> <th>Aux</th> <th>APos</th> <th>TPos</th> <th>Remark</th> </tr> <tr> <th>Freq</th> <th>Level</th> <th>Line</th> <th>Margin</th> <th>Level</th> <th>Factor</th> <th>Loss</th> <th>Factor</th> <th>Factor</th> </tr> <tr> <th>MHz</th> <th>dBuV/m</th> <th>dBuV/m</th> <th>dB</th> <th>dBuV</th> <th>dB/m</th> <th>dB</th> <th>dB</th> <th>dB</th> </tr> </thead> <tbody> <tr> <td>1</td> <td>2402.00</td> <td>106.18</td> <td>-----</td> <td>-----</td> <td>97.80</td> <td>32.30</td> <td>7.12</td> <td>37.04</td> <td>6.00</td> <td>384</td> <td>80</td> <td>PEAK</td> </tr> </tbody> </table> </div> </div>	Limit	Read	Ant	Cable	Preamp	Aux	APos	TPos	Remark	Freq	Level	Line	Margin	Level	Factor	Loss	Factor	Factor	MHz	dBuV/m	dBuV/m	dB	dBuV	dB/m	dB	dB	dB	1	2377.73	53.21	74.00	-20.79	45.09	32.08	7.09	37.05	6.00	384	80	PEAK	Limit	Read	Ant	Cable	Preamp	Aux	APos	TPos	Remark	Freq	Level	Line	Margin	Level	Factor	Loss	Factor	Factor	MHz	dBuV/m	dBuV/m	dB	dBuV	dB/m	dB	dB	dB	1	2402.00	106.18	-----	-----	97.80	32.30	7.12	37.04	6.00	384	80	PEAK
Limit	Read	Ant	Cable	Preamp	Aux	APos	TPos	Remark																																																																									
Freq	Level	Line	Margin	Level	Factor	Loss	Factor	Factor																																																																									
MHz	dBuV/m	dBuV/m	dB	dBuV	dB/m	dB	dB	dB																																																																									
1	2377.73	53.21	74.00	-20.79	45.09	32.08	7.09	37.05	6.00	384	80	PEAK																																																																					
Limit	Read	Ant	Cable	Preamp	Aux	APos	TPos	Remark																																																																									
Freq	Level	Line	Margin	Level	Factor	Loss	Factor	Factor																																																																									
MHz	dBuV/m	dBuV/m	dB	dBuV	dB/m	dB	dB	dB																																																																									
1	2402.00	106.18	-----	-----	97.80	32.30	7.12	37.04	6.00	384	80	PEAK																																																																					
Avg	<div style="display: flex; justify-content: space-around;"> <div style="width: 48%;"> <table border="1"> <thead> <tr> <th>Limit</th> <th>Read</th> <th>Ant</th> <th>Cable</th> <th>Preamp</th> <th>Aux</th> <th>APos</th> <th>TPos</th> <th>Remark</th> </tr> <tr> <th>Freq</th> <th>Level</th> <th>Line</th> <th>Margin</th> <th>Level</th> <th>Factor</th> <th>Loss</th> <th>Factor</th> <th>Factor</th> </tr> <tr> <th>MHz</th> <th>dBuV/m</th> <th>dBuV/m</th> <th>dB</th> <th>dBuV</th> <th>dB/m</th> <th>dB</th> <th>dB</th> <th>dB</th> </tr> </thead> <tbody> <tr> <td>1</td> <td>2378.12</td> <td>46.79</td> <td>54.00</td> <td>-7.21</td> <td>38.67</td> <td>32.08</td> <td>7.09</td> <td>37.05</td> <td>6.00</td> <td>384</td> <td>80</td> <td>AVERAGE</td> </tr> </tbody> </table> </div> <div style="width: 48%;"> <table border="1"> <thead> <tr> <th>Limit</th> <th>Read</th> <th>Ant</th> <th>Cable</th> <th>Preamp</th> <th>Aux</th> <th>APos</th> <th>TPos</th> <th>Remark</th> </tr> <tr> <th>Freq</th> <th>Level</th> <th>Line</th> <th>Margin</th> <th>Level</th> <th>Factor</th> <th>Loss</th> <th>Factor</th> <th>Factor</th> </tr> <tr> <th>MHz</th> <th>dBuV/m</th> <th>dBuV/m</th> <th>dB</th> <th>dBuV</th> <th>dB/m</th> <th>dB</th> <th>dB</th> <th>dB</th> </tr> </thead> <tbody> <tr> <td>1</td> <td>2402.00</td> <td>105.23</td> <td>-----</td> <td>-----</td> <td>96.85</td> <td>32.30</td> <td>7.12</td> <td>37.04</td> <td>6.00</td> <td>384</td> <td>80</td> <td>AVERAGE</td> </tr> </tbody> </table> </div> </div>	Limit	Read	Ant	Cable	Preamp	Aux	APos	TPos	Remark	Freq	Level	Line	Margin	Level	Factor	Loss	Factor	Factor	MHz	dBuV/m	dBuV/m	dB	dBuV	dB/m	dB	dB	dB	1	2378.12	46.79	54.00	-7.21	38.67	32.08	7.09	37.05	6.00	384	80	AVERAGE	Limit	Read	Ant	Cable	Preamp	Aux	APos	TPos	Remark	Freq	Level	Line	Margin	Level	Factor	Loss	Factor	Factor	MHz	dBuV/m	dBuV/m	dB	dBuV	dB/m	dB	dB	dB	1	2402.00	105.23	-----	-----	96.85	32.30	7.12	37.04	6.00	384	80	AVERAGE
Limit	Read	Ant	Cable	Preamp	Aux	APos	TPos	Remark																																																																									
Freq	Level	Line	Margin	Level	Factor	Loss	Factor	Factor																																																																									
MHz	dBuV/m	dBuV/m	dB	dBuV	dB/m	dB	dB	dB																																																																									
1	2378.12	46.79	54.00	-7.21	38.67	32.08	7.09	37.05	6.00	384	80	AVERAGE																																																																					
Limit	Read	Ant	Cable	Preamp	Aux	APos	TPos	Remark																																																																									
Freq	Level	Line	Margin	Level	Factor	Loss	Factor	Factor																																																																									
MHz	dBuV/m	dBuV/m	dB	dBuV	dB/m	dB	dB	dB																																																																									
1	2402.00	105.23	-----	-----	96.85	32.30	7.12	37.04	6.00	384	80	AVERAGE																																																																					



Mode		1																																																																																
		Band Edge																																																																																
		2400-2483.5_Bluetooth-LE_GSKF_CH0_2402MHz																																																																																
Pol.	Vertical	Fundamental																																																																																
Peak	 <p>Level (dBuV/m) vs Frequency (MHz) for Vertical. Peak at 2388 MHz. FCC PART 15C limit at 74.00 dB.</p> <table border="1"> <thead> <tr> <th>Limit</th> <th>Read</th> <th>Ant</th> <th>Cable</th> <th>Preamp</th> <th>Aux</th> <th>APos</th> <th>TPos</th> <th>Remark</th> </tr> <tr> <th>Freq</th> <th>Level</th> <th>Line Margin</th> <th>Level Factor</th> <th>Loss Factor</th> <th>Factor</th> <th></th> <th></th> <th></th> </tr> <tr> <th>MHz</th> <th>dBuV/m</th> <th>dB</th> <th>dBuV</th> <th>dB/m</th> <th>dB</th> <th>dB</th> <th>cm</th> <th>deg</th> </tr> </thead> <tbody> <tr> <td>1</td> <td>2386.18</td> <td>49.59</td> <td>74.00</td> <td>-24.41</td> <td>41.38</td> <td>32.16</td> <td>7.10</td> <td>37.05</td> <td>6.00</td> <td>100</td> <td>358</td> <td>PEAK</td> </tr> </tbody> </table>	Limit	Read	Ant	Cable	Preamp	Aux	APos	TPos	Remark	Freq	Level	Line Margin	Level Factor	Loss Factor	Factor				MHz	dBuV/m	dB	dBuV	dB/m	dB	dB	cm	deg	1	2386.18	49.59	74.00	-24.41	41.38	32.16	7.10	37.05	6.00	100	358	PEAK	 <p>Level (dBuV/m) vs Frequency (MHz) for Fundamental. Peak at 2402 MHz. FCC PART 15C limit at 74.00 dB.</p> <table border="1"> <thead> <tr> <th>Limit</th> <th>Read</th> <th>Ant</th> <th>Cable</th> <th>Preamp</th> <th>Aux</th> <th>APos</th> <th>TPos</th> <th>Remark</th> </tr> <tr> <th>Freq</th> <th>Level</th> <th>Line Margin</th> <th>Level Factor</th> <th>Loss Factor</th> <th>Factor</th> <th></th> <th></th> <th></th> </tr> <tr> <th>MHz</th> <th>dBuV/m</th> <th>dB</th> <th>dBuV</th> <th>dB/m</th> <th>dB</th> <th>dB</th> <th>cm</th> <th>deg</th> </tr> </thead> <tbody> <tr> <td>1</td> <td>2402.00</td> <td>96.81</td> <td>-----</td> <td>-----</td> <td>88.43</td> <td>32.30</td> <td>7.12</td> <td>37.04</td> <td>6.00</td> <td>100</td> <td>358</td> <td>PEAK</td> </tr> </tbody> </table>	Limit	Read	Ant	Cable	Preamp	Aux	APos	TPos	Remark	Freq	Level	Line Margin	Level Factor	Loss Factor	Factor				MHz	dBuV/m	dB	dBuV	dB/m	dB	dB	cm	deg	1	2402.00	96.81	-----	-----	88.43	32.30	7.12	37.04	6.00	100	358	PEAK
	Limit	Read	Ant	Cable	Preamp	Aux	APos	TPos	Remark																																																																									
Freq	Level	Line Margin	Level Factor	Loss Factor	Factor																																																																													
MHz	dBuV/m	dB	dBuV	dB/m	dB	dB	cm	deg																																																																										
1	2386.18	49.59	74.00	-24.41	41.38	32.16	7.10	37.05	6.00	100	358	PEAK																																																																						
Limit	Read	Ant	Cable	Preamp	Aux	APos	TPos	Remark																																																																										
Freq	Level	Line Margin	Level Factor	Loss Factor	Factor																																																																													
MHz	dBuV/m	dB	dBuV	dB/m	dB	dB	cm	deg																																																																										
1	2402.00	96.81	-----	-----	88.43	32.30	7.12	37.04	6.00	100	358	PEAK																																																																						
Avg	 <p>Level (dBuV/m) vs Frequency (MHz) for Vertical Average. FCC PART 15C (AVG) limit at 54.00 dB.</p> <table border="1"> <thead> <tr> <th>Limit</th> <th>Read</th> <th>Ant</th> <th>Cable</th> <th>Preamp</th> <th>Aux</th> <th>APos</th> <th>TPos</th> <th>Remark</th> </tr> <tr> <th>Freq</th> <th>Level</th> <th>Line Margin</th> <th>Level Factor</th> <th>Loss Factor</th> <th>Factor</th> <th></th> <th></th> <th></th> </tr> <tr> <th>MHz</th> <th>dBuV/m</th> <th>dB</th> <th>dBuV</th> <th>dB/m</th> <th>dB</th> <th>dB</th> <th>cm</th> <th>deg</th> </tr> </thead> <tbody> <tr> <td>1</td> <td>2386.05</td> <td>41.05</td> <td>54.00</td> <td>-12.95</td> <td>32.84</td> <td>32.16</td> <td>7.10</td> <td>37.05</td> <td>6.00</td> <td>100</td> <td>358</td> <td>AVERAGE</td> </tr> </tbody> </table>	Limit	Read	Ant	Cable	Preamp	Aux	APos	TPos	Remark	Freq	Level	Line Margin	Level Factor	Loss Factor	Factor				MHz	dBuV/m	dB	dBuV	dB/m	dB	dB	cm	deg	1	2386.05	41.05	54.00	-12.95	32.84	32.16	7.10	37.05	6.00	100	358	AVERAGE	 <p>Level (dBuV/m) vs Frequency (MHz) for Fundamental Average. FCC PART 15C (AVG) limit at 54.00 dB.</p> <table border="1"> <thead> <tr> <th>Limit</th> <th>Read</th> <th>Ant</th> <th>Cable</th> <th>Preamp</th> <th>Aux</th> <th>APos</th> <th>TPos</th> <th>Remark</th> </tr> <tr> <th>Freq</th> <th>Level</th> <th>Line Margin</th> <th>Level Factor</th> <th>Loss Factor</th> <th>Factor</th> <th></th> <th></th> <th></th> </tr> <tr> <th>MHz</th> <th>dBuV/m</th> <th>dB</th> <th>dBuV</th> <th>dB/m</th> <th>dB</th> <th>dB</th> <th>cm</th> <th>deg</th> </tr> </thead> <tbody> <tr> <td>1</td> <td>2402.00</td> <td>95.79</td> <td>-----</td> <td>-----</td> <td>87.41</td> <td>32.30</td> <td>7.12</td> <td>37.04</td> <td>6.00</td> <td>100</td> <td>358</td> <td>AVERAGE</td> </tr> </tbody> </table>	Limit	Read	Ant	Cable	Preamp	Aux	APos	TPos	Remark	Freq	Level	Line Margin	Level Factor	Loss Factor	Factor				MHz	dBuV/m	dB	dBuV	dB/m	dB	dB	cm	deg	1	2402.00	95.79	-----	-----	87.41	32.30	7.12	37.04	6.00	100	358	AVERAGE
Limit	Read	Ant	Cable	Preamp	Aux	APos	TPos	Remark																																																																										
Freq	Level	Line Margin	Level Factor	Loss Factor	Factor																																																																													
MHz	dBuV/m	dB	dBuV	dB/m	dB	dB	cm	deg																																																																										
1	2386.05	41.05	54.00	-12.95	32.84	32.16	7.10	37.05	6.00	100	358	AVERAGE																																																																						
Limit	Read	Ant	Cable	Preamp	Aux	APos	TPos	Remark																																																																										
Freq	Level	Line Margin	Level Factor	Loss Factor	Factor																																																																													
MHz	dBuV/m	dB	dBuV	dB/m	dB	dB	cm	deg																																																																										
1	2402.00	95.79	-----	-----	87.41	32.30	7.12	37.04	6.00	100	358	AVERAGE																																																																						



Mode	1																																																																													
	Harmonic																																																																													
	2400-2483.5_Bluetooth-LE_GSKF_CH0_2402MHz																																																																													
Pol.	Horizontal	Vertical																																																																												
Peak Avg	<table border="1"> <thead> <tr> <th>Limit</th> <th>Read</th> <th>Ant</th> <th>Cable</th> <th>Preamp</th> <th>Aux</th> <th>APos</th> <th>TPos</th> <th>Remark</th> </tr> <tr> <th>Freq</th> <th>Level</th> <th>Line</th> <th>Margin</th> <th>Level</th> <th>Factor</th> <th>Loss</th> <th>Factor</th> <th>Factor</th> </tr> <tr> <th>MHz</th> <th>dBuV/m</th> <th>dBuV/m</th> <th>dB</th> <th>dBuV</th> <th>dB/m</th> <th>dB</th> <th>dB</th> <th>dB</th> </tr> </thead> <tbody> <tr> <td>1</td> <td>2402.00</td> <td>104.03</td> <td>-----</td> <td>95.65</td> <td>32.30</td> <td>7.12</td> <td>37.04</td> <td>6.00</td> <td>300</td> <td>333 PEAK</td> </tr> </tbody> </table>	Limit	Read	Ant	Cable	Preamp	Aux	APos	TPos	Remark	Freq	Level	Line	Margin	Level	Factor	Loss	Factor	Factor	MHz	dBuV/m	dBuV/m	dB	dBuV	dB/m	dB	dB	dB	1	2402.00	104.03	-----	95.65	32.30	7.12	37.04	6.00	300	333 PEAK	<table border="1"> <thead> <tr> <th>Limit</th> <th>Read</th> <th>Ant</th> <th>Cable</th> <th>Preamp</th> <th>Aux</th> <th>APos</th> <th>TPos</th> <th>Remark</th> </tr> <tr> <th>Freq</th> <th>Level</th> <th>Line</th> <th>Margin</th> <th>Level</th> <th>Factor</th> <th>Loss</th> <th>Factor</th> <th>Factor</th> </tr> <tr> <th>MHz</th> <th>dBuV/m</th> <th>dBuV/m</th> <th>dB</th> <th>dBuV</th> <th>dB/m</th> <th>dB</th> <th>dB</th> <th>dB</th> </tr> </thead> <tbody> <tr> <td>1</td> <td>2402.00</td> <td>98.11</td> <td>-----</td> <td>89.73</td> <td>32.30</td> <td>7.12</td> <td>37.04</td> <td>6.00</td> <td>300</td> <td>67 PEAK</td> </tr> </tbody> </table>	Limit	Read	Ant	Cable	Preamp	Aux	APos	TPos	Remark	Freq	Level	Line	Margin	Level	Factor	Loss	Factor	Factor	MHz	dBuV/m	dBuV/m	dB	dBuV	dB/m	dB	dB	dB	1	2402.00	98.11	-----	89.73	32.30	7.12	37.04	6.00	300	67 PEAK
Limit	Read	Ant	Cable	Preamp	Aux	APos	TPos	Remark																																																																						
Freq	Level	Line	Margin	Level	Factor	Loss	Factor	Factor																																																																						
MHz	dBuV/m	dBuV/m	dB	dBuV	dB/m	dB	dB	dB																																																																						
1	2402.00	104.03	-----	95.65	32.30	7.12	37.04	6.00	300	333 PEAK																																																																				
Limit	Read	Ant	Cable	Preamp	Aux	APos	TPos	Remark																																																																						
Freq	Level	Line	Margin	Level	Factor	Loss	Factor	Factor																																																																						
MHz	dBuV/m	dBuV/m	dB	dBuV	dB/m	dB	dB	dB																																																																						
1	2402.00	98.11	-----	89.73	32.30	7.12	37.04	6.00	300	67 PEAK																																																																				



Mode	2																																																																																																																																															
	Harmonic																																																																																																																																															
	2400-2483.5_Bluetooth-LE_GSKF_CH19_2440MHz																																																																																																																																															
Pol.	Horizontal	Vertical																																																																																																																																														
Peak Avg	<table border="1"> <thead> <tr> <th>Limit</th> <th>Read</th> <th>Ant</th> <th>Cable</th> <th>Preamp</th> <th>Aux</th> <th>APos</th> <th>TPos</th> <th colspan="2"></th> </tr> <tr> <th>Freq</th> <th>Level</th> <th>Line Margin</th> <th>Level</th> <th>Factor</th> <th>Loss Factor</th> <th>Factor</th> <th></th> <th>cm</th> <th>deg</th> <th>Remark</th> </tr> <tr> <th>MHz</th> <th>dBuV/m</th> <th>dBuV/m</th> <th>dB</th> <th>dBuV</th> <th>dB/m</th> <th>dB</th> <th>dB</th> <th>dB</th> <th>cm</th> <th>deg</th> </tr> </thead> <tbody> <tr> <td>1</td> <td>4880.00</td> <td>42.80</td> <td>74.00</td> <td>-31.20</td> <td>63.88</td> <td>34.15</td> <td>10.30</td> <td>65.53</td> <td>0.00</td> <td>--</td> <td>--</td> <td>PEAK</td> </tr> <tr> <td>2</td> <td>7320.00</td> <td>51.47</td> <td>74.00</td> <td>-22.53</td> <td>69.33</td> <td>35.74</td> <td>12.72</td> <td>66.32</td> <td>0.00</td> <td>100</td> <td>117</td> <td>PEAK</td> </tr> <tr> <td>3</td> <td>7320.00</td> <td>46.81</td> <td>54.00</td> <td>-7.19</td> <td>64.67</td> <td>35.74</td> <td>12.72</td> <td>66.32</td> <td>0.00</td> <td>100</td> <td>117</td> <td>AVERAGE</td> </tr> </tbody> </table>	Limit	Read	Ant	Cable	Preamp	Aux	APos	TPos			Freq	Level	Line Margin	Level	Factor	Loss Factor	Factor		cm	deg	Remark	MHz	dBuV/m	dBuV/m	dB	dBuV	dB/m	dB	dB	dB	cm	deg	1	4880.00	42.80	74.00	-31.20	63.88	34.15	10.30	65.53	0.00	--	--	PEAK	2	7320.00	51.47	74.00	-22.53	69.33	35.74	12.72	66.32	0.00	100	117	PEAK	3	7320.00	46.81	54.00	-7.19	64.67	35.74	12.72	66.32	0.00	100	117	AVERAGE	<table border="1"> <thead> <tr> <th>Limit</th> <th>Read</th> <th>Ant</th> <th>Cable</th> <th>Preamp</th> <th>Aux</th> <th>APos</th> <th>TPos</th> <th colspan="2"></th> </tr> <tr> <th>Freq</th> <th>Level</th> <th>Line Margin</th> <th>Level</th> <th>Factor</th> <th>Loss Factor</th> <th>Factor</th> <th></th> <th>cm</th> <th>deg</th> <th>Remark</th> </tr> <tr> <th>MHz</th> <th>dBuV/m</th> <th>dBuV/m</th> <th>dB</th> <th>dBuV</th> <th>dB/m</th> <th>dB</th> <th>dB</th> <th>dB</th> <th>cm</th> <th>deg</th> </tr> </thead> <tbody> <tr> <td>1</td> <td>4880.00</td> <td>41.69</td> <td>74.00</td> <td>-32.31</td> <td>62.77</td> <td>34.15</td> <td>10.30</td> <td>65.53</td> <td>0.00</td> <td>--</td> <td>--</td> <td>PEAK</td> </tr> <tr> <td>2</td> <td>7320.00</td> <td>50.95</td> <td>74.00</td> <td>-23.05</td> <td>68.81</td> <td>35.74</td> <td>12.72</td> <td>66.32</td> <td>0.00</td> <td>106</td> <td>337</td> <td>PEAK</td> </tr> <tr> <td>3</td> <td>7320.00</td> <td>46.24</td> <td>54.00</td> <td>-7.76</td> <td>64.10</td> <td>35.74</td> <td>12.72</td> <td>66.32</td> <td>0.00</td> <td>106</td> <td>337</td> <td>AVERAGE</td> </tr> </tbody> </table>	Limit	Read	Ant	Cable	Preamp	Aux	APos	TPos			Freq	Level	Line Margin	Level	Factor	Loss Factor	Factor		cm	deg	Remark	MHz	dBuV/m	dBuV/m	dB	dBuV	dB/m	dB	dB	dB	cm	deg	1	4880.00	41.69	74.00	-32.31	62.77	34.15	10.30	65.53	0.00	--	--	PEAK	2	7320.00	50.95	74.00	-23.05	68.81	35.74	12.72	66.32	0.00	106	337	PEAK	3	7320.00	46.24	54.00	-7.76	64.10	35.74	12.72	66.32	0.00	106	337	AVERAGE
Limit	Read	Ant	Cable	Preamp	Aux	APos	TPos																																																																																																																																									
Freq	Level	Line Margin	Level	Factor	Loss Factor	Factor		cm	deg	Remark																																																																																																																																						
MHz	dBuV/m	dBuV/m	dB	dBuV	dB/m	dB	dB	dB	cm	deg																																																																																																																																						
1	4880.00	42.80	74.00	-31.20	63.88	34.15	10.30	65.53	0.00	--	--	PEAK																																																																																																																																				
2	7320.00	51.47	74.00	-22.53	69.33	35.74	12.72	66.32	0.00	100	117	PEAK																																																																																																																																				
3	7320.00	46.81	54.00	-7.19	64.67	35.74	12.72	66.32	0.00	100	117	AVERAGE																																																																																																																																				
Limit	Read	Ant	Cable	Preamp	Aux	APos	TPos																																																																																																																																									
Freq	Level	Line Margin	Level	Factor	Loss Factor	Factor		cm	deg	Remark																																																																																																																																						
MHz	dBuV/m	dBuV/m	dB	dBuV	dB/m	dB	dB	dB	cm	deg																																																																																																																																						
1	4880.00	41.69	74.00	-32.31	62.77	34.15	10.30	65.53	0.00	--	--	PEAK																																																																																																																																				
2	7320.00	50.95	74.00	-23.05	68.81	35.74	12.72	66.32	0.00	106	337	PEAK																																																																																																																																				
3	7320.00	46.24	54.00	-7.76	64.10	35.74	12.72	66.32	0.00	106	337	AVERAGE																																																																																																																																				



		3																																																							
Mode		Band Edge																																																							
		2400-2483.5 Bluetooth-LE_GSKF_CH39_2480MHz																																																							
Pol.		Horizontal					Fundamental																																																		
Peak																																																									
		<table border="1"> <thead> <tr> <th>Limit</th> <th>Read</th> <th>Ant</th> <th>Cable</th> <th>Preamp</th> <th>Aux</th> <th>APos</th> <th>TPos</th> <th colspan="3">Remark</th> </tr> <tr> <th>Freq</th> <th>Level</th> <th>Line</th> <th>Margin</th> <th>Level</th> <th>Factor</th> <th>Loss</th> <th>Factor</th> <th>Factor</th> <th></th> <th></th> </tr> <tr> <th>MHz</th> <th>dBuV/m</th> <th>dBuV/m</th> <th>dB</th> <th>dBuV</th> <th>dB/m</th> <th>dB</th> <th>dB</th> <th>dB</th> <th>cm</th> <th>deg</th> </tr> </thead> <tbody> <tr> <td>1</td> <td>2483.50</td> <td>61.33</td> <td>74.00</td> <td>-12.67</td> <td>52.45</td> <td>32.47</td> <td>7.26</td> <td>36.85</td> <td>6.00</td> <td>121</td> <td>118</td> <td>PEAK</td> </tr> </tbody> </table>										Limit	Read	Ant	Cable	Preamp	Aux	APos	TPos	Remark			Freq	Level	Line	Margin	Level	Factor	Loss	Factor	Factor			MHz	dBuV/m	dBuV/m	dB	dBuV	dB/m	dB	dB	dB	cm	deg	1	2483.50	61.33	74.00	-12.67	52.45	32.47	7.26	36.85	6.00	121	118	PEAK
Limit	Read	Ant	Cable	Preamp	Aux	APos	TPos	Remark																																																	
Freq	Level	Line	Margin	Level	Factor	Loss	Factor	Factor																																																	
MHz	dBuV/m	dBuV/m	dB	dBuV	dB/m	dB	dB	dB	cm	deg																																															
1	2483.50	61.33	74.00	-12.67	52.45	32.47	7.26	36.85	6.00	121	118	PEAK																																													
Avg																																																									
		<table border="1"> <thead> <tr> <th>Limit</th> <th>Read</th> <th>Ant</th> <th>Cable</th> <th>Preamp</th> <th>Aux</th> <th>APos</th> <th>TPos</th> <th colspan="3">Remark</th> </tr> <tr> <th>Freq</th> <th>Level</th> <th>Line</th> <th>Margin</th> <th>Level</th> <th>Factor</th> <th>Loss</th> <th>Factor</th> <th>Factor</th> <th></th> <th></th> </tr> <tr> <th>MHz</th> <th>dBuV/m</th> <th>dBuV/m</th> <th>dB</th> <th>dBuV</th> <th>dB/m</th> <th>dB</th> <th>dB</th> <th>dB</th> <th>cm</th> <th>deg</th> </tr> </thead> <tbody> <tr> <td>1</td> <td>2483.50</td> <td>49.45</td> <td>54.00</td> <td>-4.55</td> <td>40.55</td> <td>32.48</td> <td>7.26</td> <td>36.84</td> <td>6.00</td> <td>121</td> <td>118</td> <td>AVERAGE</td> </tr> </tbody> </table>										Limit	Read	Ant	Cable	Preamp	Aux	APos	TPos	Remark			Freq	Level	Line	Margin	Level	Factor	Loss	Factor	Factor			MHz	dBuV/m	dBuV/m	dB	dBuV	dB/m	dB	dB	dB	cm	deg	1	2483.50	49.45	54.00	-4.55	40.55	32.48	7.26	36.84	6.00	121	118	AVERAGE
Limit	Read	Ant	Cable	Preamp	Aux	APos	TPos	Remark																																																	
Freq	Level	Line	Margin	Level	Factor	Loss	Factor	Factor																																																	
MHz	dBuV/m	dBuV/m	dB	dBuV	dB/m	dB	dB	dB	cm	deg																																															
1	2483.50	49.45	54.00	-4.55	40.55	32.48	7.26	36.84	6.00	121	118	AVERAGE																																													
		<table border="1"> <thead> <tr> <th>Limit</th> <th>Read</th> <th>Ant</th> <th>Cable</th> <th>Preamp</th> <th>Aux</th> <th>APos</th> <th>TPos</th> <th colspan="3">Remark</th> </tr> <tr> <th>Freq</th> <th>Level</th> <th>Line</th> <th>Margin</th> <th>Level</th> <th>Factor</th> <th>Loss</th> <th>Factor</th> <th>Factor</th> <th></th> <th></th> </tr> <tr> <th>MHz</th> <th>dBuV/m</th> <th>dBuV/m</th> <th>dB</th> <th>dBuV</th> <th>dB/m</th> <th>dB</th> <th>dB</th> <th>dB</th> <th>cm</th> <th>deg</th> </tr> </thead> <tbody> <tr> <td>1</td> <td>2480.00</td> <td>103.87</td> <td>-----</td> <td>-----</td> <td>95.02</td> <td>32.46</td> <td>7.25</td> <td>36.86</td> <td>6.00</td> <td>121</td> <td>118</td> <td>PEAK</td> </tr> </tbody> </table>										Limit	Read	Ant	Cable	Preamp	Aux	APos	TPos	Remark			Freq	Level	Line	Margin	Level	Factor	Loss	Factor	Factor			MHz	dBuV/m	dBuV/m	dB	dBuV	dB/m	dB	dB	dB	cm	deg	1	2480.00	103.87	-----	-----	95.02	32.46	7.25	36.86	6.00	121	118	PEAK
Limit	Read	Ant	Cable	Preamp	Aux	APos	TPos	Remark																																																	
Freq	Level	Line	Margin	Level	Factor	Loss	Factor	Factor																																																	
MHz	dBuV/m	dBuV/m	dB	dBuV	dB/m	dB	dB	dB	cm	deg																																															
1	2480.00	103.87	-----	-----	95.02	32.46	7.25	36.86	6.00	121	118	PEAK																																													
		<table border="1"> <thead> <tr> <th>Limit</th> <th>Read</th> <th>Ant</th> <th>Cable</th> <th>Preamp</th> <th>Aux</th> <th>APos</th> <th>TPos</th> <th colspan="3">Remark</th> </tr> <tr> <th>Freq</th> <th>Level</th> <th>Line</th> <th>Margin</th> <th>Level</th> <th>Factor</th> <th>Loss</th> <th>Factor</th> <th>Factor</th> <th></th> <th></th> </tr> <tr> <th>MHz</th> <th>dBuV/m</th> <th>dBuV/m</th> <th>dB</th> <th>dBuV</th> <th>dB/m</th> <th>dB</th> <th>dB</th> <th>dB</th> <th>cm</th> <th>deg</th> </tr> </thead> <tbody> <tr> <td>1</td> <td>2480.00</td> <td>102.95</td> <td>-----</td> <td>-----</td> <td>94.10</td> <td>32.46</td> <td>7.25</td> <td>36.86</td> <td>6.00</td> <td>121</td> <td>118</td> <td>AVERAGE</td> </tr> </tbody> </table>										Limit	Read	Ant	Cable	Preamp	Aux	APos	TPos	Remark			Freq	Level	Line	Margin	Level	Factor	Loss	Factor	Factor			MHz	dBuV/m	dBuV/m	dB	dBuV	dB/m	dB	dB	dB	cm	deg	1	2480.00	102.95	-----	-----	94.10	32.46	7.25	36.86	6.00	121	118	AVERAGE
Limit	Read	Ant	Cable	Preamp	Aux	APos	TPos	Remark																																																	
Freq	Level	Line	Margin	Level	Factor	Loss	Factor	Factor																																																	
MHz	dBuV/m	dBuV/m	dB	dBuV	dB/m	dB	dB	dB	cm	deg																																															
1	2480.00	102.95	-----	-----	94.10	32.46	7.25	36.86	6.00	121	118	AVERAGE																																													



		3																																																							
Mode		Band Edge																																																							
		2400-2483.5 Bluetooth-LE_GSKF_CH39_2480MHz																																																							
Pol.		Vertical					Fundamental																																																		
Peak																																																									
		<table border="1"> <thead> <tr> <th>Limit</th> <th>Read</th> <th>Ant</th> <th>Cable</th> <th>Preamp</th> <th>Aux</th> <th>APos</th> <th>TPos</th> <th colspan="3">Remark</th> </tr> <tr> <th>Freq</th> <th>Level</th> <th>Line</th> <th>Margin</th> <th>Level</th> <th>Factor</th> <th>Loss</th> <th>Factor</th> <th>Factor</th> <th></th> <th></th> </tr> <tr> <th>MHz</th> <th>dBuV/m</th> <th>dBuV/m</th> <th>dB</th> <th>dBuV</th> <th>dB/m</th> <th>dB</th> <th>dB</th> <th>dB</th> <th>cm</th> <th>deg</th> </tr> </thead> <tbody> <tr> <td>1</td> <td>2483.74</td> <td>55.44</td> <td>74.00</td> <td>-18.56</td> <td>46.56</td> <td>32.47</td> <td>7.26</td> <td>36.85</td> <td>6.00</td> <td>300</td> <td>263</td> <td>PEAK</td> </tr> </tbody> </table>										Limit	Read	Ant	Cable	Preamp	Aux	APos	TPos	Remark			Freq	Level	Line	Margin	Level	Factor	Loss	Factor	Factor			MHz	dBuV/m	dBuV/m	dB	dBuV	dB/m	dB	dB	dB	cm	deg	1	2483.74	55.44	74.00	-18.56	46.56	32.47	7.26	36.85	6.00	300	263	PEAK
Limit	Read	Ant	Cable	Preamp	Aux	APos	TPos	Remark																																																	
Freq	Level	Line	Margin	Level	Factor	Loss	Factor	Factor																																																	
MHz	dBuV/m	dBuV/m	dB	dBuV	dB/m	dB	dB	dB	cm	deg																																															
1	2483.74	55.44	74.00	-18.56	46.56	32.47	7.26	36.85	6.00	300	263	PEAK																																													
Avg																																																									
		<table border="1"> <thead> <tr> <th>Limit</th> <th>Read</th> <th>Ant</th> <th>Cable</th> <th>Preamp</th> <th>Aux</th> <th>APos</th> <th>TPos</th> <th colspan="3">Remark</th> </tr> <tr> <th>Freq</th> <th>Level</th> <th>Line</th> <th>Margin</th> <th>Level</th> <th>Factor</th> <th>Loss</th> <th>Factor</th> <th>Factor</th> <th></th> <th></th> </tr> <tr> <th>MHz</th> <th>dBuV/m</th> <th>dBuV/m</th> <th>dB</th> <th>dBuV</th> <th>dB/m</th> <th>dB</th> <th>dB</th> <th>dB</th> <th>cm</th> <th>deg</th> </tr> </thead> <tbody> <tr> <td>1</td> <td>2488.00</td> <td>43.28</td> <td>54.00</td> <td>-10.72</td> <td>34.38</td> <td>32.48</td> <td>7.26</td> <td>36.84</td> <td>6.00</td> <td>300</td> <td>263</td> <td>AVERAGE</td> </tr> </tbody> </table>										Limit	Read	Ant	Cable	Preamp	Aux	APos	TPos	Remark			Freq	Level	Line	Margin	Level	Factor	Loss	Factor	Factor			MHz	dBuV/m	dBuV/m	dB	dBuV	dB/m	dB	dB	dB	cm	deg	1	2488.00	43.28	54.00	-10.72	34.38	32.48	7.26	36.84	6.00	300	263	AVERAGE
Limit	Read	Ant	Cable	Preamp	Aux	APos	TPos	Remark																																																	
Freq	Level	Line	Margin	Level	Factor	Loss	Factor	Factor																																																	
MHz	dBuV/m	dBuV/m	dB	dBuV	dB/m	dB	dB	dB	cm	deg																																															
1	2488.00	43.28	54.00	-10.72	34.38	32.48	7.26	36.84	6.00	300	263	AVERAGE																																													
		<table border="1"> <thead> <tr> <th>Limit</th> <th>Read</th> <th>Ant</th> <th>Cable</th> <th>Preamp</th> <th>Aux</th> <th>APos</th> <th>TPos</th> <th colspan="3">Remark</th> </tr> <tr> <th>Freq</th> <th>Level</th> <th>Line</th> <th>Margin</th> <th>Level</th> <th>Factor</th> <th>Loss</th> <th>Factor</th> <th>Factor</th> <th></th> <th></th> </tr> <tr> <th>MHz</th> <th>dBuV/m</th> <th>dBuV/m</th> <th>dB</th> <th>dBuV</th> <th>dB/m</th> <th>dB</th> <th>dB</th> <th>dB</th> <th>cm</th> <th>deg</th> </tr> </thead> <tbody> <tr> <td>1</td> <td>2480.00</td> <td>97.12</td> <td>-----</td> <td>-----</td> <td>88.27</td> <td>32.46</td> <td>7.25</td> <td>36.86</td> <td>6.00</td> <td>300</td> <td>263</td> <td>PEAK</td> </tr> </tbody> </table>										Limit	Read	Ant	Cable	Preamp	Aux	APos	TPos	Remark			Freq	Level	Line	Margin	Level	Factor	Loss	Factor	Factor			MHz	dBuV/m	dBuV/m	dB	dBuV	dB/m	dB	dB	dB	cm	deg	1	2480.00	97.12	-----	-----	88.27	32.46	7.25	36.86	6.00	300	263	PEAK
Limit	Read	Ant	Cable	Preamp	Aux	APos	TPos	Remark																																																	
Freq	Level	Line	Margin	Level	Factor	Loss	Factor	Factor																																																	
MHz	dBuV/m	dBuV/m	dB	dBuV	dB/m	dB	dB	dB	cm	deg																																															
1	2480.00	97.12	-----	-----	88.27	32.46	7.25	36.86	6.00	300	263	PEAK																																													
		<table border="1"> <thead> <tr> <th>Limit</th> <th>Read</th> <th>Ant</th> <th>Cable</th> <th>Preamp</th> <th>Aux</th> <th>APos</th> <th>TPos</th> <th colspan="3">Remark</th> </tr> <tr> <th>Freq</th> <th>Level</th> <th>Line</th> <th>Margin</th> <th>Level</th> <th>Factor</th> <th>Loss</th> <th>Factor</th> <th>Factor</th> <th></th> <th></th> </tr> <tr> <th>MHz</th> <th>dBuV/m</th> <th>dBuV/m</th> <th>dB</th> <th>dBuV</th> <th>dB/m</th> <th>dB</th> <th>dB</th> <th>dB</th> <th>cm</th> <th>deg</th> </tr> </thead> <tbody> <tr> <td>1</td> <td>2480.00</td> <td>96.13</td> <td>-----</td> <td>-----</td> <td>87.28</td> <td>32.46</td> <td>7.25</td> <td>36.86</td> <td>6.00</td> <td>300</td> <td>263</td> <td>AVERAGE</td> </tr> </tbody> </table>										Limit	Read	Ant	Cable	Preamp	Aux	APos	TPos	Remark			Freq	Level	Line	Margin	Level	Factor	Loss	Factor	Factor			MHz	dBuV/m	dBuV/m	dB	dBuV	dB/m	dB	dB	dB	cm	deg	1	2480.00	96.13	-----	-----	87.28	32.46	7.25	36.86	6.00	300	263	AVERAGE
Limit	Read	Ant	Cable	Preamp	Aux	APos	TPos	Remark																																																	
Freq	Level	Line	Margin	Level	Factor	Loss	Factor	Factor																																																	
MHz	dBuV/m	dBuV/m	dB	dBuV	dB/m	dB	dB	dB	cm	deg																																															
1	2480.00	96.13	-----	-----	87.28	32.46	7.25	36.86	6.00	300	263	AVERAGE																																													

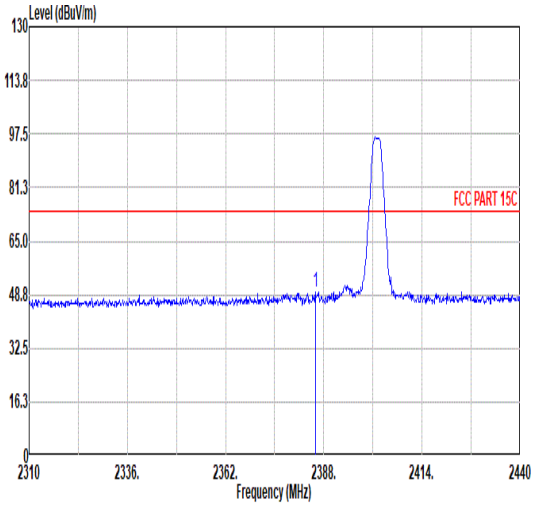
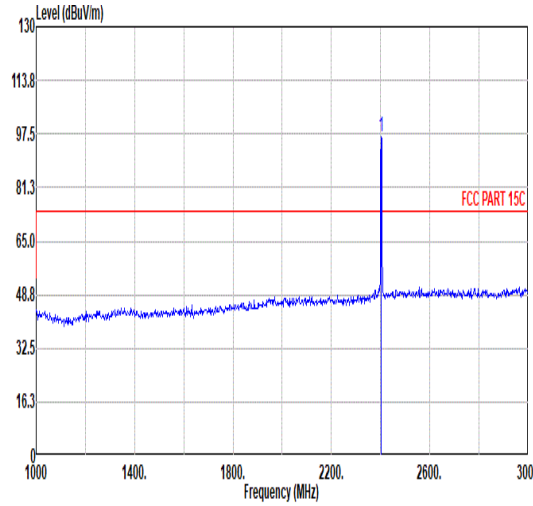
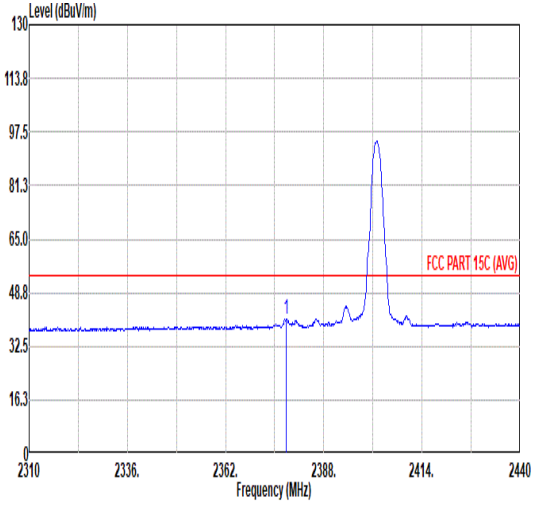
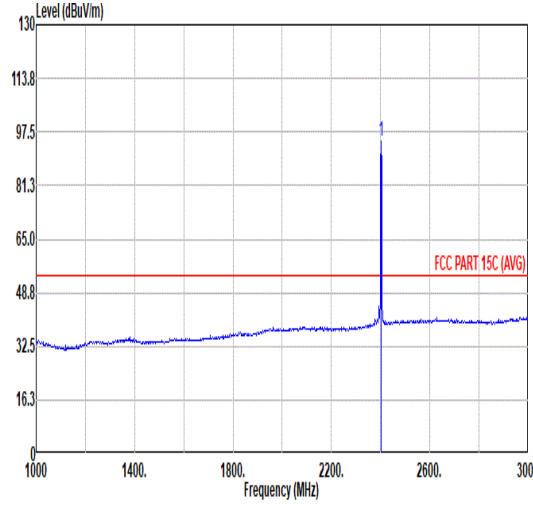


Mode	3																																																																																																																																																				
	Harmonic																																																																																																																																																				
	2400-2483.5_Bluetooth-LE_GSKF_CH39_2480MHz																																																																																																																																																				
Pol.	Horizontal	Vertical																																																																																																																																																			
Peak Avg	<table border="1"> <thead> <tr> <th>Limit</th> <th>Read</th> <th>Ant</th> <th>Cable</th> <th>Preamp</th> <th>Aux</th> <th>APos</th> <th>TPos</th> <th>Remark</th> </tr> <tr> <th>Freq</th> <th>Level</th> <th>Line</th> <th>Margin</th> <th>Level</th> <th>Factor</th> <th>Loss</th> <th>Factor</th> <th>Factor</th> </tr> <tr> <th>MHz</th> <th>dBuV/m</th> <th>dBuV/m</th> <th>dB</th> <th>dBuV</th> <th>dB/m</th> <th>dB</th> <th>dB</th> <th>cm</th> <th>deg</th> </tr> </thead> <tbody> <tr> <td>1</td> <td>4960.00</td> <td>51.33</td> <td>74.00</td> <td>-22.67</td> <td>72.30</td> <td>34.22</td> <td>10.40</td> <td>65.59</td> <td>0.00</td> <td>100</td> <td>32</td> <td>PEAK</td> </tr> <tr> <td>2</td> <td>4960.00</td> <td>48.06</td> <td>54.00</td> <td>-5.94</td> <td>69.03</td> <td>34.22</td> <td>10.40</td> <td>65.59</td> <td>0.00</td> <td>100</td> <td>32</td> <td>AVERAGE</td> </tr> <tr> <td>3</td> <td>7440.00</td> <td>50.00</td> <td>74.00</td> <td>-24.00</td> <td>68.05</td> <td>35.80</td> <td>12.78</td> <td>66.63</td> <td>0.00</td> <td>100</td> <td>91</td> <td>PEAK</td> </tr> <tr> <td>4</td> <td>7440.00</td> <td>45.36</td> <td>54.00</td> <td>-8.64</td> <td>63.41</td> <td>35.80</td> <td>12.78</td> <td>66.63</td> <td>0.00</td> <td>100</td> <td>91</td> <td>AVERAGE</td> </tr> </tbody> </table>	Limit	Read	Ant	Cable	Preamp	Aux	APos	TPos	Remark	Freq	Level	Line	Margin	Level	Factor	Loss	Factor	Factor	MHz	dBuV/m	dBuV/m	dB	dBuV	dB/m	dB	dB	cm	deg	1	4960.00	51.33	74.00	-22.67	72.30	34.22	10.40	65.59	0.00	100	32	PEAK	2	4960.00	48.06	54.00	-5.94	69.03	34.22	10.40	65.59	0.00	100	32	AVERAGE	3	7440.00	50.00	74.00	-24.00	68.05	35.80	12.78	66.63	0.00	100	91	PEAK	4	7440.00	45.36	54.00	-8.64	63.41	35.80	12.78	66.63	0.00	100	91	AVERAGE	<table border="1"> <thead> <tr> <th>Limit</th> <th>Read</th> <th>Ant</th> <th>Cable</th> <th>Preamp</th> <th>Aux</th> <th>APos</th> <th>TPos</th> <th>Remark</th> </tr> <tr> <th>Freq</th> <th>Level</th> <th>Line</th> <th>Margin</th> <th>Level</th> <th>Factor</th> <th>Loss</th> <th>Factor</th> <th>Factor</th> </tr> <tr> <th>MHz</th> <th>dBuV/m</th> <th>dBuV/m</th> <th>dB</th> <th>dBuV</th> <th>dB/m</th> <th>dB</th> <th>dB</th> <th>cm</th> <th>deg</th> </tr> </thead> <tbody> <tr> <td>1</td> <td>4960.00</td> <td>44.20</td> <td>74.00</td> <td>-29.80</td> <td>65.17</td> <td>34.22</td> <td>10.40</td> <td>65.59</td> <td>0.00</td> <td>--</td> <td>--</td> <td>PEAK</td> </tr> <tr> <td>2</td> <td>7440.00</td> <td>51.28</td> <td>74.00</td> <td>-22.72</td> <td>69.33</td> <td>35.80</td> <td>12.78</td> <td>66.63</td> <td>0.00</td> <td>100</td> <td>333</td> <td>PEAK</td> </tr> <tr> <td>3</td> <td>7440.00</td> <td>46.93</td> <td>54.00</td> <td>-7.07</td> <td>64.98</td> <td>35.80</td> <td>12.78</td> <td>66.63</td> <td>0.00</td> <td>100</td> <td>333</td> <td>AVERAGE</td> </tr> </tbody> </table>	Limit	Read	Ant	Cable	Preamp	Aux	APos	TPos	Remark	Freq	Level	Line	Margin	Level	Factor	Loss	Factor	Factor	MHz	dBuV/m	dBuV/m	dB	dBuV	dB/m	dB	dB	cm	deg	1	4960.00	44.20	74.00	-29.80	65.17	34.22	10.40	65.59	0.00	--	--	PEAK	2	7440.00	51.28	74.00	-22.72	69.33	35.80	12.78	66.63	0.00	100	333	PEAK	3	7440.00	46.93	54.00	-7.07	64.98	35.80	12.78	66.63	0.00	100	333	AVERAGE
	Limit	Read	Ant	Cable	Preamp	Aux	APos	TPos	Remark																																																																																																																																												
Freq	Level	Line	Margin	Level	Factor	Loss	Factor	Factor																																																																																																																																													
MHz	dBuV/m	dBuV/m	dB	dBuV	dB/m	dB	dB	cm	deg																																																																																																																																												
1	4960.00	51.33	74.00	-22.67	72.30	34.22	10.40	65.59	0.00	100	32	PEAK																																																																																																																																									
2	4960.00	48.06	54.00	-5.94	69.03	34.22	10.40	65.59	0.00	100	32	AVERAGE																																																																																																																																									
3	7440.00	50.00	74.00	-24.00	68.05	35.80	12.78	66.63	0.00	100	91	PEAK																																																																																																																																									
4	7440.00	45.36	54.00	-8.64	63.41	35.80	12.78	66.63	0.00	100	91	AVERAGE																																																																																																																																									
Limit	Read	Ant	Cable	Preamp	Aux	APos	TPos	Remark																																																																																																																																													
Freq	Level	Line	Margin	Level	Factor	Loss	Factor	Factor																																																																																																																																													
MHz	dBuV/m	dBuV/m	dB	dBuV	dB/m	dB	dB	cm	deg																																																																																																																																												
1	4960.00	44.20	74.00	-29.80	65.17	34.22	10.40	65.59	0.00	--	--	PEAK																																																																																																																																									
2	7440.00	51.28	74.00	-22.72	69.33	35.80	12.78	66.63	0.00	100	333	PEAK																																																																																																																																									
3	7440.00	46.93	54.00	-7.07	64.98	35.80	12.78	66.63	0.00	100	333	AVERAGE																																																																																																																																									

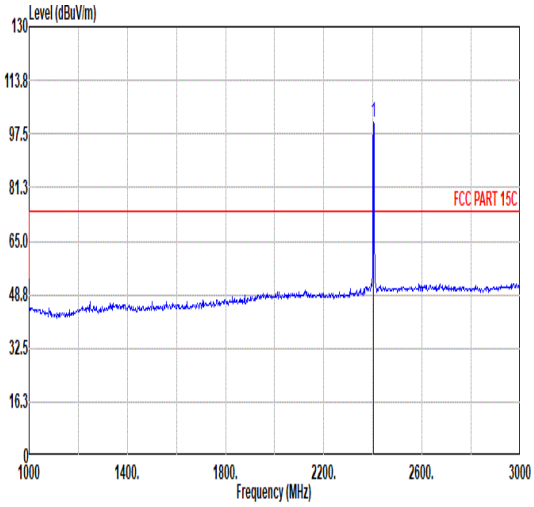
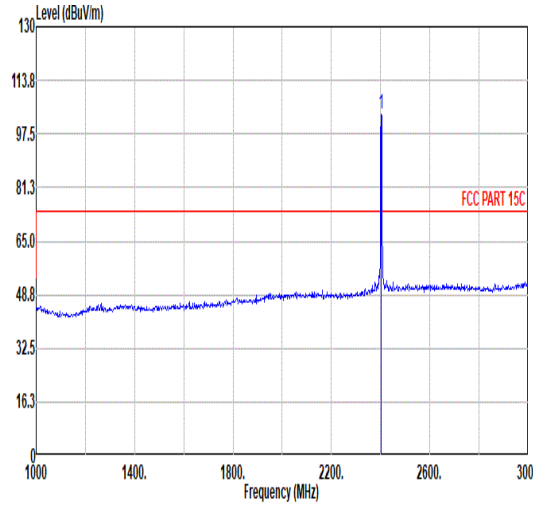


4																																									
Mode	Band Edge																																								
2400-2483.5_Bluetooth-LE_GSKF_CH0_2402MHz																																									
Pol.	Horizontal																																								
Peak	Fundamental																																								
Peak	<table border="1"> <thead> <tr> <th>Limit</th> <th>Read</th> <th>Ant</th> <th>Cable</th> <th>Preamp</th> <th>Aux</th> <th>APos</th> <th>TPos</th> <th>Remark</th> </tr> <tr> <th>Freq</th> <th>Level</th> <th>Line</th> <th>Margin</th> <th>Level</th> <th>Factor</th> <th>Loss</th> <th>Factor</th> <th>Factor</th> </tr> <tr> <th>MHz</th> <th>dBuV/m</th> <th>dBuV/m</th> <th>dB</th> <th>dBuV</th> <th>dB/m</th> <th>dB</th> <th>dB</th> <th>dB</th> </tr> </thead> <tbody> <tr> <td>1</td> <td>2378.51</td> <td>53.38</td> <td>74.00</td> <td>-20.62</td> <td>45.25</td> <td>32.09</td> <td>7.09</td> <td>37.05</td> <td>6.00</td> <td>385</td> <td>82</td> <td>PEAK</td> </tr> </tbody> </table>	Limit	Read	Ant	Cable	Preamp	Aux	APos	TPos	Remark	Freq	Level	Line	Margin	Level	Factor	Loss	Factor	Factor	MHz	dBuV/m	dBuV/m	dB	dBuV	dB/m	dB	dB	dB	1	2378.51	53.38	74.00	-20.62	45.25	32.09	7.09	37.05	6.00	385	82	PEAK
Limit	Read	Ant	Cable	Preamp	Aux	APos	TPos	Remark																																	
Freq	Level	Line	Margin	Level	Factor	Loss	Factor	Factor																																	
MHz	dBuV/m	dBuV/m	dB	dBuV	dB/m	dB	dB	dB																																	
1	2378.51	53.38	74.00	-20.62	45.25	32.09	7.09	37.05	6.00	385	82	PEAK																													
Avg	<table border="1"> <thead> <tr> <th>Limit</th> <th>Read</th> <th>Ant</th> <th>Cable</th> <th>Preamp</th> <th>Aux</th> <th>APos</th> <th>TPos</th> <th>Remark</th> </tr> <tr> <th>Freq</th> <th>Level</th> <th>Line</th> <th>Margin</th> <th>Level</th> <th>Factor</th> <th>Loss</th> <th>Factor</th> <th>Factor</th> </tr> <tr> <th>MHz</th> <th>dBuV/m</th> <th>dBuV/m</th> <th>dB</th> <th>dBuV</th> <th>dB/m</th> <th>dB</th> <th>dB</th> <th>dB</th> </tr> </thead> <tbody> <tr> <td>1</td> <td>2377.86</td> <td>46.13</td> <td>54.00</td> <td>-7.87</td> <td>38.01</td> <td>32.08</td> <td>7.09</td> <td>37.05</td> <td>6.00</td> <td>385</td> <td>82</td> <td>AVERAGE</td> </tr> </tbody> </table>	Limit	Read	Ant	Cable	Preamp	Aux	APos	TPos	Remark	Freq	Level	Line	Margin	Level	Factor	Loss	Factor	Factor	MHz	dBuV/m	dBuV/m	dB	dBuV	dB/m	dB	dB	dB	1	2377.86	46.13	54.00	-7.87	38.01	32.08	7.09	37.05	6.00	385	82	AVERAGE
Limit	Read	Ant	Cable	Preamp	Aux	APos	TPos	Remark																																	
Freq	Level	Line	Margin	Level	Factor	Loss	Factor	Factor																																	
MHz	dBuV/m	dBuV/m	dB	dBuV	dB/m	dB	dB	dB																																	
1	2377.86	46.13	54.00	-7.87	38.01	32.08	7.09	37.05	6.00	385	82	AVERAGE																													
Peak	<table border="1"> <thead> <tr> <th>Limit</th> <th>Read</th> <th>Ant</th> <th>Cable</th> <th>Preamp</th> <th>Aux</th> <th>APos</th> <th>TPos</th> <th>Remark</th> </tr> <tr> <th>Freq</th> <th>Level</th> <th>Line</th> <th>Margin</th> <th>Level</th> <th>Factor</th> <th>Loss</th> <th>Factor</th> <th>Factor</th> </tr> <tr> <th>MHz</th> <th>dBuV/m</th> <th>dBuV/m</th> <th>dB</th> <th>dBuV</th> <th>dB/m</th> <th>dB</th> <th>dB</th> <th>dB</th> </tr> </thead> <tbody> <tr> <td>1</td> <td>2402.00</td> <td>106.15</td> <td>-----</td> <td>-----</td> <td>97.77</td> <td>32.30</td> <td>7.12</td> <td>37.04</td> <td>6.00</td> <td>385</td> <td>82</td> <td>PEAK</td> </tr> </tbody> </table>	Limit	Read	Ant	Cable	Preamp	Aux	APos	TPos	Remark	Freq	Level	Line	Margin	Level	Factor	Loss	Factor	Factor	MHz	dBuV/m	dBuV/m	dB	dBuV	dB/m	dB	dB	dB	1	2402.00	106.15	-----	-----	97.77	32.30	7.12	37.04	6.00	385	82	PEAK
Limit	Read	Ant	Cable	Preamp	Aux	APos	TPos	Remark																																	
Freq	Level	Line	Margin	Level	Factor	Loss	Factor	Factor																																	
MHz	dBuV/m	dBuV/m	dB	dBuV	dB/m	dB	dB	dB																																	
1	2402.00	106.15	-----	-----	97.77	32.30	7.12	37.04	6.00	385	82	PEAK																													
Avg	<table border="1"> <thead> <tr> <th>Limit</th> <th>Read</th> <th>Ant</th> <th>Cable</th> <th>Preamp</th> <th>Aux</th> <th>APos</th> <th>TPos</th> <th>Remark</th> </tr> <tr> <th>Freq</th> <th>Level</th> <th>Line</th> <th>Margin</th> <th>Level</th> <th>Factor</th> <th>Loss</th> <th>Factor</th> <th>Factor</th> </tr> <tr> <th>MHz</th> <th>dBuV/m</th> <th>dBuV/m</th> <th>dB</th> <th>dBuV</th> <th>dB/m</th> <th>dB</th> <th>dB</th> <th>dB</th> </tr> </thead> <tbody> <tr> <td>1</td> <td>2402.00</td> <td>104.05</td> <td>-----</td> <td>-----</td> <td>95.67</td> <td>32.30</td> <td>7.12</td> <td>37.04</td> <td>6.00</td> <td>385</td> <td>82</td> <td>AVERAGE</td> </tr> </tbody> </table>	Limit	Read	Ant	Cable	Preamp	Aux	APos	TPos	Remark	Freq	Level	Line	Margin	Level	Factor	Loss	Factor	Factor	MHz	dBuV/m	dBuV/m	dB	dBuV	dB/m	dB	dB	dB	1	2402.00	104.05	-----	-----	95.67	32.30	7.12	37.04	6.00	385	82	AVERAGE
Limit	Read	Ant	Cable	Preamp	Aux	APos	TPos	Remark																																	
Freq	Level	Line	Margin	Level	Factor	Loss	Factor	Factor																																	
MHz	dBuV/m	dBuV/m	dB	dBuV	dB/m	dB	dB	dB																																	
1	2402.00	104.05	-----	-----	95.67	32.30	7.12	37.04	6.00	385	82	AVERAGE																													



4																																																																																				
Mode	Band Edge																																																																																			
2400-2483.5_Bluetooth-LE_GSKF_CH0_2402MHz																																																																																				
Pol.	Vertical																																																																																			
Peak	 <p>Level (dBuV/m)</p> <p>130</p> <p>113.8</p> <p>97.5</p> <p>81.3</p> <p>65.0</p> <p>48.8</p> <p>32.5</p> <p>16.3</p> <p>0</p> <p>2310</p> <p>2336.</p> <p>2362.</p> <p>2388.</p> <p>2414.</p> <p>2440</p> <p>Frequency (MHz)</p> <p style="color: red;">FCC PART 15C</p> <table border="1"> <thead> <tr> <th>Limit</th> <th>Read</th> <th>Ant</th> <th>Cable</th> <th>Preamp</th> <th>Aux</th> <th>APos</th> <th>TPos</th> <th>Remark</th> </tr> <tr> <th>Freq</th> <th>Level</th> <th>Line Margin</th> <th>Level Factor</th> <th>Loss Factor</th> <th>Factor</th> <th></th> <th></th> <th></th> </tr> <tr> <th>MHz</th> <th>dBuV/m</th> <th>dBuV/m</th> <th>dB</th> <th>dBuV</th> <th>dB/m</th> <th>dB</th> <th>dB</th> <th>cm</th> <th>deg</th> </tr> </thead> <tbody> <tr> <td>1</td> <td>2385.79</td> <td>49.72</td> <td>74.00</td> <td>-24.28</td> <td>41.51</td> <td>32.16</td> <td>7.10</td> <td>37.05</td> <td>6.00</td> <td>100</td> <td>358</td> <td>PEAK</td> </tr> </tbody> </table>	Limit	Read	Ant	Cable	Preamp	Aux	APos	TPos	Remark	Freq	Level	Line Margin	Level Factor	Loss Factor	Factor				MHz	dBuV/m	dBuV/m	dB	dBuV	dB/m	dB	dB	cm	deg	1	2385.79	49.72	74.00	-24.28	41.51	32.16	7.10	37.05	6.00	100	358	PEAK	 <p>Level (dBuV/m)</p> <p>130</p> <p>113.8</p> <p>97.5</p> <p>81.3</p> <p>65.0</p> <p>48.8</p> <p>32.5</p> <p>16.3</p> <p>0</p> <p>1000</p> <p>1400.</p> <p>1800.</p> <p>2200.</p> <p>2600.</p> <p>3000</p> <p>Frequency (MHz)</p> <p style="color: red;">FCC PART 15C</p> <table border="1"> <thead> <tr> <th>Limit</th> <th>Read</th> <th>Ant</th> <th>Cable</th> <th>Preamp</th> <th>Aux</th> <th>APos</th> <th>TPos</th> <th>Remark</th> </tr> <tr> <th>Freq</th> <th>Level</th> <th>Line Margin</th> <th>Level Factor</th> <th>Loss Factor</th> <th>Factor</th> <th></th> <th></th> <th></th> </tr> <tr> <th>MHz</th> <th>dBuV/m</th> <th>dBuV/m</th> <th>dB</th> <th>dBuV</th> <th>dB/m</th> <th>dB</th> <th>dB</th> <th>cm</th> <th>deg</th> </tr> </thead> <tbody> <tr> <td>1</td> <td>2402.00</td> <td>96.67</td> <td>-----</td> <td>-----</td> <td>88.29</td> <td>32.30</td> <td>7.12</td> <td>37.04</td> <td>6.00</td> <td>100</td> <td>358</td> <td>PEAK</td> </tr> </tbody> </table>	Limit	Read	Ant	Cable	Preamp	Aux	APos	TPos	Remark	Freq	Level	Line Margin	Level Factor	Loss Factor	Factor				MHz	dBuV/m	dBuV/m	dB	dBuV	dB/m	dB	dB	cm	deg	1	2402.00	96.67	-----	-----	88.29	32.30	7.12	37.04	6.00	100	358	PEAK
	Limit	Read	Ant	Cable	Preamp	Aux	APos	TPos	Remark																																																																											
Freq	Level	Line Margin	Level Factor	Loss Factor	Factor																																																																															
MHz	dBuV/m	dBuV/m	dB	dBuV	dB/m	dB	dB	cm	deg																																																																											
1	2385.79	49.72	74.00	-24.28	41.51	32.16	7.10	37.05	6.00	100	358	PEAK																																																																								
Limit	Read	Ant	Cable	Preamp	Aux	APos	TPos	Remark																																																																												
Freq	Level	Line Margin	Level Factor	Loss Factor	Factor																																																																															
MHz	dBuV/m	dBuV/m	dB	dBuV	dB/m	dB	dB	cm	deg																																																																											
1	2402.00	96.67	-----	-----	88.29	32.30	7.12	37.04	6.00	100	358	PEAK																																																																								
Avg	 <p>Level (dBuV/m)</p> <p>130</p> <p>113.8</p> <p>97.5</p> <p>81.3</p> <p>65.0</p> <p>48.8</p> <p>32.5</p> <p>16.3</p> <p>0</p> <p>2310</p> <p>2336.</p> <p>2362.</p> <p>2388.</p> <p>2414.</p> <p>2440</p> <p>Frequency (MHz)</p> <p style="color: red;">FCC PART 15C (AVG)</p> <table border="1"> <thead> <tr> <th>Limit</th> <th>Read</th> <th>Ant</th> <th>Cable</th> <th>Preamp</th> <th>Aux</th> <th>APos</th> <th>TPos</th> <th>Remark</th> </tr> <tr> <th>Freq</th> <th>Level</th> <th>Line Margin</th> <th>Level Factor</th> <th>Loss Factor</th> <th>Factor</th> <th></th> <th></th> <th></th> </tr> <tr> <th>MHz</th> <th>dBuV/m</th> <th>dBuV/m</th> <th>dB</th> <th>dBuV</th> <th>dB/m</th> <th>dB</th> <th>dB</th> <th>cm</th> <th>deg</th> </tr> </thead> <tbody> <tr> <td>1</td> <td>2377.99</td> <td>40.75</td> <td>54.00</td> <td>-13.25</td> <td>32.63</td> <td>32.08</td> <td>7.09</td> <td>37.05</td> <td>6.00</td> <td>100</td> <td>358</td> <td>AVERAGE</td> </tr> </tbody> </table>	Limit	Read	Ant	Cable	Preamp	Aux	APos	TPos	Remark	Freq	Level	Line Margin	Level Factor	Loss Factor	Factor				MHz	dBuV/m	dBuV/m	dB	dBuV	dB/m	dB	dB	cm	deg	1	2377.99	40.75	54.00	-13.25	32.63	32.08	7.09	37.05	6.00	100	358	AVERAGE	 <p>Level (dBuV/m)</p> <p>130</p> <p>113.8</p> <p>97.5</p> <p>81.3</p> <p>65.0</p> <p>48.8</p> <p>32.5</p> <p>16.3</p> <p>0</p> <p>1000</p> <p>1400.</p> <p>1800.</p> <p>2200.</p> <p>2600.</p> <p>3000</p> <p>Frequency (MHz)</p> <p style="color: red;">FCC PART 15C (AVG)</p> <table border="1"> <thead> <tr> <th>Limit</th> <th>Read</th> <th>Ant</th> <th>Cable</th> <th>Preamp</th> <th>Aux</th> <th>APos</th> <th>TPos</th> <th>Remark</th> </tr> <tr> <th>Freq</th> <th>Level</th> <th>Line Margin</th> <th>Level Factor</th> <th>Loss Factor</th> <th>Factor</th> <th></th> <th></th> <th></th> </tr> <tr> <th>MHz</th> <th>dBuV/m</th> <th>dBuV/m</th> <th>dB</th> <th>dBuV</th> <th>dB/m</th> <th>dB</th> <th>dB</th> <th>cm</th> <th>deg</th> </tr> </thead> <tbody> <tr> <td>1</td> <td>2402.00</td> <td>94.51</td> <td>-----</td> <td>-----</td> <td>86.13</td> <td>32.30</td> <td>7.12</td> <td>37.04</td> <td>6.00</td> <td>100</td> <td>358</td> <td>AVERAGE</td> </tr> </tbody> </table>	Limit	Read	Ant	Cable	Preamp	Aux	APos	TPos	Remark	Freq	Level	Line Margin	Level Factor	Loss Factor	Factor				MHz	dBuV/m	dBuV/m	dB	dBuV	dB/m	dB	dB	cm	deg	1	2402.00	94.51	-----	-----	86.13	32.30	7.12	37.04	6.00	100	358	AVERAGE
	Limit	Read	Ant	Cable	Preamp	Aux	APos	TPos	Remark																																																																											
Freq	Level	Line Margin	Level Factor	Loss Factor	Factor																																																																															
MHz	dBuV/m	dBuV/m	dB	dBuV	dB/m	dB	dB	cm	deg																																																																											
1	2377.99	40.75	54.00	-13.25	32.63	32.08	7.09	37.05	6.00	100	358	AVERAGE																																																																								
Limit	Read	Ant	Cable	Preamp	Aux	APos	TPos	Remark																																																																												
Freq	Level	Line Margin	Level Factor	Loss Factor	Factor																																																																															
MHz	dBuV/m	dBuV/m	dB	dBuV	dB/m	dB	dB	cm	deg																																																																											
1	2402.00	94.51	-----	-----	86.13	32.30	7.12	37.04	6.00	100	358	AVERAGE																																																																								



Mode	4																																																																																			
	Harmonic																																																																																			
	2400-2483.5_Bluetooth-LE_GSKF_CH0_2402MHz																																																																																			
Pol.	Horizontal	Vertical																																																																																		
Peak Avg	 <table border="1" data-bbox="263 1041 774 1164"> <thead> <tr> <th>Limit</th> <th>Read</th> <th>Ant</th> <th>Cable</th> <th>Preamp</th> <th>Aux</th> <th>APos</th> <th>TPos</th> <th>Remark</th> </tr> <tr> <th>Freq</th> <th>Level</th> <th>Line</th> <th>Margin</th> <th>Level</th> <th>Factor</th> <th>Loss</th> <th>Factor</th> <th>Factor</th> </tr> <tr> <th>MHz</th> <th>dBuV/m</th> <th>dBuV/m</th> <th>dB</th> <th>dBuV</th> <th>dB/m</th> <th>dB</th> <th>dB</th> <th>dB</th> <th>cm</th> <th>deg</th> </tr> </thead> <tbody> <tr> <td>1</td> <td>2402.00</td> <td>101.14</td> <td>-----</td> <td>92.76</td> <td>32.30</td> <td>7.12</td> <td>37.04</td> <td>6.00</td> <td>300</td> <td>335</td> <td>PEAK</td> </tr> </tbody> </table>	Limit	Read	Ant	Cable	Preamp	Aux	APos	TPos	Remark	Freq	Level	Line	Margin	Level	Factor	Loss	Factor	Factor	MHz	dBuV/m	dBuV/m	dB	dBuV	dB/m	dB	dB	dB	cm	deg	1	2402.00	101.14	-----	92.76	32.30	7.12	37.04	6.00	300	335	PEAK	 <table border="1" data-bbox="901 1041 1412 1164"> <thead> <tr> <th>Limit</th> <th>Read</th> <th>Ant</th> <th>Cable</th> <th>Preamp</th> <th>Aux</th> <th>APos</th> <th>TPos</th> <th>Remark</th> </tr> <tr> <th>Freq</th> <th>Level</th> <th>Line</th> <th>Margin</th> <th>Level</th> <th>Factor</th> <th>Loss</th> <th>Factor</th> <th>Factor</th> </tr> <tr> <th>MHz</th> <th>dBuV/m</th> <th>dBuV/m</th> <th>dB</th> <th>dBuV</th> <th>dB/m</th> <th>dB</th> <th>dB</th> <th>dB</th> <th>cm</th> <th>deg</th> </tr> </thead> <tbody> <tr> <td>1</td> <td>2402.00</td> <td>103.74</td> <td>-----</td> <td>95.36</td> <td>32.30</td> <td>7.12</td> <td>37.04</td> <td>6.00</td> <td>100</td> <td>264</td> <td>PEAK</td> </tr> </tbody> </table>	Limit	Read	Ant	Cable	Preamp	Aux	APos	TPos	Remark	Freq	Level	Line	Margin	Level	Factor	Loss	Factor	Factor	MHz	dBuV/m	dBuV/m	dB	dBuV	dB/m	dB	dB	dB	cm	deg	1	2402.00	103.74	-----	95.36	32.30	7.12	37.04	6.00	100	264	PEAK
Limit	Read	Ant	Cable	Preamp	Aux	APos	TPos	Remark																																																																												
Freq	Level	Line	Margin	Level	Factor	Loss	Factor	Factor																																																																												
MHz	dBuV/m	dBuV/m	dB	dBuV	dB/m	dB	dB	dB	cm	deg																																																																										
1	2402.00	101.14	-----	92.76	32.30	7.12	37.04	6.00	300	335	PEAK																																																																									
Limit	Read	Ant	Cable	Preamp	Aux	APos	TPos	Remark																																																																												
Freq	Level	Line	Margin	Level	Factor	Loss	Factor	Factor																																																																												
MHz	dBuV/m	dBuV/m	dB	dBuV	dB/m	dB	dB	dB	cm	deg																																																																										
1	2402.00	103.74	-----	95.36	32.30	7.12	37.04	6.00	100	264	PEAK																																																																									



Mode	5																																																																																																																														
	Harmonic																																																																																																																														
	2400-2483.5_Bluetooth-LE_GSKF_CH19_2440MHz																																																																																																																														
Pol.	Horizontal	Vertical																																																																																																																													
Peak Avg	<table border="1"> <thead> <tr> <th>Limit</th> <th>Read</th> <th>Ant</th> <th>Cable</th> <th>Preamp</th> <th>Aux</th> <th>APos</th> <th>TPos</th> <th colspan="2">Remark</th> </tr> <tr> <th>Freq</th> <th>Level</th> <th>Line Margin</th> <th>Level</th> <th>Factor</th> <th>Loss Factor</th> <th>Factor</th> <th></th> <th>cm</th> <th>deg</th> </tr> <tr> <th>MHz</th> <th>dBuV/m</th> <th>dBuV/m</th> <th>dB</th> <th>dBuV</th> <th>dB/m</th> <th>dB</th> <th>dB</th> <th>cm</th> <th>deg</th> </tr> </thead> <tbody> <tr> <td>1</td> <td>4880.00</td> <td>42.25</td> <td>74.00</td> <td>-31.75</td> <td>63.33</td> <td>34.15</td> <td>10.30</td> <td>65.53</td> <td>0.00</td> <td>--</td> <td>--</td> <td>PEAK</td> </tr> <tr> <td>2</td> <td>7320.00</td> <td>50.69</td> <td>74.00</td> <td>-23.31</td> <td>68.55</td> <td>35.74</td> <td>12.72</td> <td>66.32</td> <td>0.00</td> <td>100</td> <td>117</td> <td>PEAK</td> </tr> <tr> <td>3</td> <td>7320.00</td> <td>45.83</td> <td>54.00</td> <td>-8.17</td> <td>63.68</td> <td>35.74</td> <td>12.72</td> <td>66.31</td> <td>0.00</td> <td>100</td> <td>117</td> <td>AVERAGE</td> </tr> </tbody> </table>	Limit	Read	Ant	Cable	Preamp	Aux	APos	TPos	Remark		Freq	Level	Line Margin	Level	Factor	Loss Factor	Factor		cm	deg	MHz	dBuV/m	dBuV/m	dB	dBuV	dB/m	dB	dB	cm	deg	1	4880.00	42.25	74.00	-31.75	63.33	34.15	10.30	65.53	0.00	--	--	PEAK	2	7320.00	50.69	74.00	-23.31	68.55	35.74	12.72	66.32	0.00	100	117	PEAK	3	7320.00	45.83	54.00	-8.17	63.68	35.74	12.72	66.31	0.00	100	117	AVERAGE	<table border="1"> <thead> <tr> <th>Limit</th> <th>Read</th> <th>Ant</th> <th>Cable</th> <th>Preamp</th> <th>Aux</th> <th>APos</th> <th>TPos</th> <th colspan="2">Remark</th> </tr> <tr> <th>Freq</th> <th>Level</th> <th>Line Margin</th> <th>Level</th> <th>Factor</th> <th>Loss Factor</th> <th>Factor</th> <th></th> <th>cm</th> <th>deg</th> </tr> <tr> <th>MHz</th> <th>dBuV/m</th> <th>dBuV/m</th> <th>dB</th> <th>dBuV</th> <th>dB/m</th> <th>dB</th> <th>dB</th> <th>cm</th> <th>deg</th> </tr> </thead> <tbody> <tr> <td>1</td> <td>4880.00</td> <td>41.22</td> <td>74.00</td> <td>-32.78</td> <td>62.30</td> <td>34.15</td> <td>10.30</td> <td>65.53</td> <td>0.00</td> <td>--</td> <td>--</td> <td>PEAK</td> </tr> <tr> <td>2</td> <td>7320.00</td> <td>46.60</td> <td>74.00</td> <td>-27.40</td> <td>64.46</td> <td>35.74</td> <td>12.72</td> <td>66.32</td> <td>0.00</td> <td>--</td> <td>--</td> <td>PEAK</td> </tr> </tbody> </table>	Limit	Read	Ant	Cable	Preamp	Aux	APos	TPos	Remark		Freq	Level	Line Margin	Level	Factor	Loss Factor	Factor		cm	deg	MHz	dBuV/m	dBuV/m	dB	dBuV	dB/m	dB	dB	cm	deg	1	4880.00	41.22	74.00	-32.78	62.30	34.15	10.30	65.53	0.00	--	--	PEAK	2	7320.00	46.60	74.00	-27.40	64.46	35.74	12.72	66.32	0.00	--	--	PEAK
Limit	Read	Ant	Cable	Preamp	Aux	APos	TPos	Remark																																																																																																																							
Freq	Level	Line Margin	Level	Factor	Loss Factor	Factor		cm	deg																																																																																																																						
MHz	dBuV/m	dBuV/m	dB	dBuV	dB/m	dB	dB	cm	deg																																																																																																																						
1	4880.00	42.25	74.00	-31.75	63.33	34.15	10.30	65.53	0.00	--	--	PEAK																																																																																																																			
2	7320.00	50.69	74.00	-23.31	68.55	35.74	12.72	66.32	0.00	100	117	PEAK																																																																																																																			
3	7320.00	45.83	54.00	-8.17	63.68	35.74	12.72	66.31	0.00	100	117	AVERAGE																																																																																																																			
Limit	Read	Ant	Cable	Preamp	Aux	APos	TPos	Remark																																																																																																																							
Freq	Level	Line Margin	Level	Factor	Loss Factor	Factor		cm	deg																																																																																																																						
MHz	dBuV/m	dBuV/m	dB	dBuV	dB/m	dB	dB	cm	deg																																																																																																																						
1	4880.00	41.22	74.00	-32.78	62.30	34.15	10.30	65.53	0.00	--	--	PEAK																																																																																																																			
2	7320.00	46.60	74.00	-27.40	64.46	35.74	12.72	66.32	0.00	--	--	PEAK																																																																																																																			



		6																																																																																																													
Mode		Band Edge																																																																																																													
		2400-2483.5 Bluetooth-LE_GSKF_CH39_2480MHz																																																																																																													
Pol.		Horizontal					Fundamental																																																																																																								
Peak																																																																																																															
	<table border="1"> <thead> <tr> <th>Limit</th> <th>Read</th> <th>Ant</th> <th>Cable</th> <th>Preamp</th> <th>Aux</th> <th>APos</th> <th>TPos</th> <th colspan="3">Remark</th> </tr> <tr> <th>Freq</th> <th>Level</th> <th>Line</th> <th>Margin</th> <th>Level</th> <th>Factor</th> <th>Loss</th> <th>Factor</th> <th>Factor</th> <th></th> <th></th> </tr> <tr> <th>MHz</th> <th>dBuV/m</th> <th>dBuV/m</th> <th>dB</th> <th>dBuV</th> <th>dB/m</th> <th>dB</th> <th>dB</th> <th>dB</th> <th>cm</th> <th>deg</th> </tr> </thead> <tbody> <tr> <td>1</td> <td>2483.56</td> <td>61.56</td> <td>74.00</td> <td>-12.44</td> <td>52.68</td> <td>32.47</td> <td>7.26</td> <td>36.85</td> <td>6.00</td> <td>100</td> <td>118</td> <td>PEAK</td> </tr> </tbody> </table>										Limit	Read	Ant	Cable	Preamp	Aux	APos	TPos	Remark			Freq	Level	Line	Margin	Level	Factor	Loss	Factor	Factor			MHz	dBuV/m	dBuV/m	dB	dBuV	dB/m	dB	dB	dB	cm	deg	1	2483.56	61.56	74.00	-12.44	52.68	32.47	7.26	36.85	6.00	100	118	PEAK	<table border="1"> <thead> <tr> <th>Limit</th> <th>Read</th> <th>Ant</th> <th>Cable</th> <th>Preamp</th> <th>Aux</th> <th>APos</th> <th>TPos</th> <th colspan="3">Remark</th> </tr> <tr> <th>Freq</th> <th>Level</th> <th>Line</th> <th>Margin</th> <th>Level</th> <th>Factor</th> <th>Loss</th> <th>Factor</th> <th>Factor</th> <th></th> <th></th> </tr> <tr> <th>MHz</th> <th>dBuV/m</th> <th>dBuV/m</th> <th>dB</th> <th>dBuV</th> <th>dB/m</th> <th>dB</th> <th>dB</th> <th>dB</th> <th>cm</th> <th>deg</th> </tr> </thead> <tbody> <tr> <td>1</td> <td>2480.00</td> <td>103.29</td> <td>-----</td> <td>-----</td> <td>94.44</td> <td>32.46</td> <td>7.25</td> <td>36.86</td> <td>6.00</td> <td>100</td> <td>118</td> <td>PEAK</td> </tr> </tbody> </table>										Limit	Read	Ant	Cable	Preamp	Aux	APos	TPos	Remark			Freq	Level	Line	Margin	Level	Factor	Loss	Factor	Factor			MHz	dBuV/m	dBuV/m	dB	dBuV	dB/m	dB	dB	dB	cm	deg	1	2480.00	103.29	-----	-----	94.44	32.46	7.25	36.86	6.00	100	118
Limit	Read	Ant	Cable	Preamp	Aux	APos	TPos	Remark																																																																																																							
Freq	Level	Line	Margin	Level	Factor	Loss	Factor	Factor																																																																																																							
MHz	dBuV/m	dBuV/m	dB	dBuV	dB/m	dB	dB	dB	cm	deg																																																																																																					
1	2483.56	61.56	74.00	-12.44	52.68	32.47	7.26	36.85	6.00	100	118	PEAK																																																																																																			
Limit	Read	Ant	Cable	Preamp	Aux	APos	TPos	Remark																																																																																																							
Freq	Level	Line	Margin	Level	Factor	Loss	Factor	Factor																																																																																																							
MHz	dBuV/m	dBuV/m	dB	dBuV	dB/m	dB	dB	dB	cm	deg																																																																																																					
1	2480.00	103.29	-----	-----	94.44	32.46	7.25	36.86	6.00	100	118	PEAK																																																																																																			
Avg																																																																																																															
	<table border="1"> <thead> <tr> <th>Limit</th> <th>Read</th> <th>Ant</th> <th>Cable</th> <th>Preamp</th> <th>Aux</th> <th>APos</th> <th>TPos</th> <th colspan="3">Remark</th> </tr> <tr> <th>Freq</th> <th>Level</th> <th>Line</th> <th>Margin</th> <th>Level</th> <th>Factor</th> <th>Loss</th> <th>Factor</th> <th>Factor</th> <th></th> <th></th> </tr> <tr> <th>MHz</th> <th>dBuV/m</th> <th>dBuV/m</th> <th>dB</th> <th>dBuV</th> <th>dB/m</th> <th>dB</th> <th>dB</th> <th>dB</th> <th>cm</th> <th>deg</th> </tr> </thead> <tbody> <tr> <td>1</td> <td>2483.50</td> <td>49.41</td> <td>54.00</td> <td>-4.59</td> <td>40.53</td> <td>32.47</td> <td>7.26</td> <td>36.85</td> <td>6.00</td> <td>100</td> <td>118</td> <td>AVERAGE</td> </tr> </tbody> </table>										Limit	Read	Ant	Cable	Preamp	Aux	APos	TPos	Remark			Freq	Level	Line	Margin	Level	Factor	Loss	Factor	Factor			MHz	dBuV/m	dBuV/m	dB	dBuV	dB/m	dB	dB	dB	cm	deg	1	2483.50	49.41	54.00	-4.59	40.53	32.47	7.26	36.85	6.00	100	118	AVERAGE	<table border="1"> <thead> <tr> <th>Limit</th> <th>Read</th> <th>Ant</th> <th>Cable</th> <th>Preamp</th> <th>Aux</th> <th>APos</th> <th>TPos</th> <th colspan="3">Remark</th> </tr> <tr> <th>Freq</th> <th>Level</th> <th>Line</th> <th>Margin</th> <th>Level</th> <th>Factor</th> <th>Loss</th> <th>Factor</th> <th>Factor</th> <th></th> <th></th> </tr> <tr> <th>MHz</th> <th>dBuV/m</th> <th>dBuV/m</th> <th>dB</th> <th>dBuV</th> <th>dB/m</th> <th>dB</th> <th>dB</th> <th>dB</th> <th>cm</th> <th>deg</th> </tr> </thead> <tbody> <tr> <td>1</td> <td>2480.00</td> <td>101.14</td> <td>-----</td> <td>-----</td> <td>92.29</td> <td>32.46</td> <td>7.25</td> <td>36.86</td> <td>6.00</td> <td>100</td> <td>118</td> <td>AVERAGE</td> </tr> </tbody> </table>										Limit	Read	Ant	Cable	Preamp	Aux	APos	TPos	Remark			Freq	Level	Line	Margin	Level	Factor	Loss	Factor	Factor			MHz	dBuV/m	dBuV/m	dB	dBuV	dB/m	dB	dB	dB	cm	deg	1	2480.00	101.14	-----	-----	92.29	32.46	7.25	36.86	6.00	100	118
Limit	Read	Ant	Cable	Preamp	Aux	APos	TPos	Remark																																																																																																							
Freq	Level	Line	Margin	Level	Factor	Loss	Factor	Factor																																																																																																							
MHz	dBuV/m	dBuV/m	dB	dBuV	dB/m	dB	dB	dB	cm	deg																																																																																																					
1	2483.50	49.41	54.00	-4.59	40.53	32.47	7.26	36.85	6.00	100	118	AVERAGE																																																																																																			
Limit	Read	Ant	Cable	Preamp	Aux	APos	TPos	Remark																																																																																																							
Freq	Level	Line	Margin	Level	Factor	Loss	Factor	Factor																																																																																																							
MHz	dBuV/m	dBuV/m	dB	dBuV	dB/m	dB	dB	dB	cm	deg																																																																																																					
1	2480.00	101.14	-----	-----	92.29	32.46	7.25	36.86	6.00	100	118	AVERAGE																																																																																																			



		6																																																								
Mode		Band Edge																																																								
		2400-2483.5_Bluetooth-LE_GSKF_CH39_2480MHz																																																								
Pol.		Vertical				Fundamental																																																				
Peak	Vertical	<table border="1" style="width: 100%; border-collapse: collapse; margin-top: 10px;"> <thead> <tr> <th colspan="2"></th> <th>Limit</th> <th>Read</th> <th>Ant</th> <th>Cable</th> <th>Preamp</th> <th>Aux</th> <th>APos</th> <th>TPos</th> <th colspan="2"></th> </tr> <tr> <th>Freq</th> <th>Level</th> <th>Line Margin</th> <th>Level Factor</th> <th>Loss Factor</th> <th>Loss Factor</th> <th>Factor</th> <th>Factor</th> <th>Factor</th> <th>Factor</th> <th>cm</th> <th>deg</th> </tr> <tr> <th>MHz</th> <th>dBuV/m</th> <th>dB</th> <th>dBuV</th> <th>dB/m</th> <th>dB</th> <th>dB</th> <th>dB</th> <th>dB</th> <th>cm</th> <th>deg</th> <th>Remark</th> </tr> </thead> <tbody> <tr> <td>1</td> <td>2483.68</td> <td>55.30</td> <td>74.00</td> <td>-18.70</td> <td>46.42</td> <td>32.47</td> <td>7.26</td> <td>36.85</td> <td>6.00</td> <td>297</td> <td>264</td> <td>PEAK</td> </tr> </tbody> </table>										Limit	Read	Ant	Cable	Preamp	Aux	APos	TPos			Freq	Level	Line Margin	Level Factor	Loss Factor	Loss Factor	Factor	Factor	Factor	Factor	cm	deg	MHz	dBuV/m	dB	dBuV	dB/m	dB	dB	dB	dB	cm	deg	Remark	1	2483.68	55.30	74.00	-18.70	46.42	32.47	7.26	36.85	6.00	297	264	PEAK
			Limit	Read	Ant	Cable	Preamp	Aux	APos	TPos																																																
Freq	Level	Line Margin	Level Factor	Loss Factor	Loss Factor	Factor	Factor	Factor	Factor	cm	deg																																															
MHz	dBuV/m	dB	dBuV	dB/m	dB	dB	dB	dB	cm	deg	Remark																																															
1	2483.68	55.30	74.00	-18.70	46.42	32.47	7.26	36.85	6.00	297	264	PEAK																																														
Fundamental	<table border="1" style="width: 100%; border-collapse: collapse; margin-top: 10px;"> <thead> <tr> <th colspan="2"></th> <th>Limit</th> <th>Read</th> <th>Ant</th> <th>Cable</th> <th>Preamp</th> <th>Aux</th> <th>APos</th> <th>TPos</th> <th colspan="2"></th> </tr> <tr> <th>Freq</th> <th>Level</th> <th>Line Margin</th> <th>Level Factor</th> <th>Loss Factor</th> <th>Loss Factor</th> <th>Factor</th> <th>Factor</th> <th>Factor</th> <th>Factor</th> <th>cm</th> <th>deg</th> </tr> <tr> <th>MHz</th> <th>dBuV/m</th> <th>dB</th> <th>dBuV</th> <th>dB/m</th> <th>dB</th> <th>dB</th> <th>dB</th> <th>dB</th> <th>dB</th> <th>cm</th> <th>deg</th> </tr> </thead> <tbody> <tr> <td>1</td> <td>2480.00</td> <td>97.31</td> <td>-----</td> <td>-----</td> <td>88.46</td> <td>32.46</td> <td>7.25</td> <td>36.86</td> <td>6.00</td> <td>297</td> <td>264</td> <td>PEAK</td> </tr> </tbody> </table>										Limit	Read	Ant	Cable	Preamp	Aux	APos	TPos			Freq	Level	Line Margin	Level Factor	Loss Factor	Loss Factor	Factor	Factor	Factor	Factor	cm	deg	MHz	dBuV/m	dB	dBuV	dB/m	dB	dB	dB	dB	dB	cm	deg	1	2480.00	97.31	-----	-----	88.46	32.46	7.25	36.86	6.00	297	264	PEAK	
		Limit	Read	Ant	Cable	Preamp	Aux	APos	TPos																																																	
Freq	Level	Line Margin	Level Factor	Loss Factor	Loss Factor	Factor	Factor	Factor	Factor	cm	deg																																															
MHz	dBuV/m	dB	dBuV	dB/m	dB	dB	dB	dB	dB	cm	deg																																															
1	2480.00	97.31	-----	-----	88.46	32.46	7.25	36.86	6.00	297	264	PEAK																																														
Avg	Vertical	<table border="1" style="width: 100%; border-collapse: collapse; margin-top: 10px;"> <thead> <tr> <th colspan="2"></th> <th>Limit</th> <th>Read</th> <th>Ant</th> <th>Cable</th> <th>Preamp</th> <th>Aux</th> <th>APos</th> <th>TPos</th> <th colspan="2"></th> </tr> <tr> <th>Freq</th> <th>Level</th> <th>Line Margin</th> <th>Level Factor</th> <th>Loss Factor</th> <th>Loss Factor</th> <th>Factor</th> <th>Factor</th> <th>Factor</th> <th>Factor</th> <th>cm</th> <th>deg</th> </tr> <tr> <th>MHz</th> <th>dBuV/m</th> <th>dB</th> <th>dBuV</th> <th>dB/m</th> <th>dB</th> <th>dB</th> <th>dB</th> <th>dB</th> <th>dB</th> <th>cm</th> <th>deg</th> </tr> </thead> <tbody> <tr> <td>1</td> <td>2483.50</td> <td>43.45</td> <td>54.00</td> <td>-10.55</td> <td>34.57</td> <td>32.47</td> <td>7.26</td> <td>36.85</td> <td>6.00</td> <td>297</td> <td>264</td> <td>AVERAGE</td> </tr> </tbody> </table>										Limit	Read	Ant	Cable	Preamp	Aux	APos	TPos			Freq	Level	Line Margin	Level Factor	Loss Factor	Loss Factor	Factor	Factor	Factor	Factor	cm	deg	MHz	dBuV/m	dB	dBuV	dB/m	dB	dB	dB	dB	dB	cm	deg	1	2483.50	43.45	54.00	-10.55	34.57	32.47	7.26	36.85	6.00	297	264	AVERAGE
			Limit	Read	Ant	Cable	Preamp	Aux	APos	TPos																																																
Freq	Level	Line Margin	Level Factor	Loss Factor	Loss Factor	Factor	Factor	Factor	Factor	cm	deg																																															
MHz	dBuV/m	dB	dBuV	dB/m	dB	dB	dB	dB	dB	cm	deg																																															
1	2483.50	43.45	54.00	-10.55	34.57	32.47	7.26	36.85	6.00	297	264	AVERAGE																																														
Fundamental	<table border="1" style="width: 100%; border-collapse: collapse; margin-top: 10px;"> <thead> <tr> <th colspan="2"></th> <th>Limit</th> <th>Read</th> <th>Ant</th> <th>Cable</th> <th>Preamp</th> <th>Aux</th> <th>APos</th> <th>TPos</th> <th colspan="2"></th> </tr> <tr> <th>Freq</th> <th>Level</th> <th>Line Margin</th> <th>Level Factor</th> <th>Loss Factor</th> <th>Loss Factor</th> <th>Factor</th> <th>Factor</th> <th>Factor</th> <th>Factor</th> <th>cm</th> <th>deg</th> </tr> <tr> <th>MHz</th> <th>dBuV/m</th> <th>dB</th> <th>dBuV</th> <th>dB/m</th> <th>dB</th> <th>dB</th> <th>dB</th> <th>dB</th> <th>dB</th> <th>cm</th> <th>deg</th> </tr> </thead> <tbody> <tr> <td>1</td> <td>2480.00</td> <td>95.10</td> <td>-----</td> <td>-----</td> <td>86.25</td> <td>32.46</td> <td>7.25</td> <td>36.86</td> <td>6.00</td> <td>297</td> <td>264</td> <td>AVERAGE</td> </tr> </tbody> </table>										Limit	Read	Ant	Cable	Preamp	Aux	APos	TPos			Freq	Level	Line Margin	Level Factor	Loss Factor	Loss Factor	Factor	Factor	Factor	Factor	cm	deg	MHz	dBuV/m	dB	dBuV	dB/m	dB	dB	dB	dB	dB	cm	deg	1	2480.00	95.10	-----	-----	86.25	32.46	7.25	36.86	6.00	297	264	AVERAGE	
		Limit	Read	Ant	Cable	Preamp	Aux	APos	TPos																																																	
Freq	Level	Line Margin	Level Factor	Loss Factor	Loss Factor	Factor	Factor	Factor	Factor	cm	deg																																															
MHz	dBuV/m	dB	dBuV	dB/m	dB	dB	dB	dB	dB	cm	deg																																															
1	2480.00	95.10	-----	-----	86.25	32.46	7.25	36.86	6.00	297	264	AVERAGE																																														



Mode	6																																																																																																																																																				
	Harmonic																																																																																																																																																				
	2400-2483.5_Bluetooth-LE_GSKF_CH39_2480MHz																																																																																																																																																				
Pol.	Horizontal	Vertical																																																																																																																																																			
Peak Avg	<table border="1"> <thead> <tr> <th>Limit</th> <th>Read</th> <th>Ant</th> <th>Cable</th> <th>Preamp</th> <th>Aux</th> <th>APos</th> <th>TPos</th> <th>Remark</th> </tr> <tr> <th>Freq</th> <th>Level</th> <th>Line Margin</th> <th>Level</th> <th>Factor</th> <th>Loss Factor</th> <th>Factor</th> <th></th> <th></th> </tr> <tr> <th>MHz</th> <th>dBuV/m</th> <th>dBuV/m</th> <th>dB</th> <th>dBuV</th> <th>dB/m</th> <th>dB</th> <th>dB</th> <th>cm</th> <th>deg</th> </tr> </thead> <tbody> <tr> <td>1</td> <td>4960.00</td> <td>50.93</td> <td>74.00</td> <td>-23.07</td> <td>71.90</td> <td>34.22</td> <td>10.40</td> <td>65.59</td> <td>0.00</td> <td>100</td> <td>30</td> <td>PEAK</td> </tr> <tr> <td>2</td> <td>4960.00</td> <td>46.68</td> <td>54.00</td> <td>-7.32</td> <td>67.65</td> <td>34.22</td> <td>10.40</td> <td>65.59</td> <td>0.00</td> <td>100</td> <td>30</td> <td>AVERAGE</td> </tr> <tr> <td>3</td> <td>7440.00</td> <td>49.46</td> <td>74.00</td> <td>-24.54</td> <td>67.51</td> <td>35.80</td> <td>12.78</td> <td>66.63</td> <td>0.00</td> <td>100</td> <td>93</td> <td>PEAK</td> </tr> <tr> <td>4</td> <td>7440.00</td> <td>43.99</td> <td>54.00</td> <td>-10.01</td> <td>62.04</td> <td>35.80</td> <td>12.78</td> <td>66.63</td> <td>0.00</td> <td>100</td> <td>93</td> <td>AVERAGE</td> </tr> </tbody> </table>	Limit	Read	Ant	Cable	Preamp	Aux	APos	TPos	Remark	Freq	Level	Line Margin	Level	Factor	Loss Factor	Factor			MHz	dBuV/m	dBuV/m	dB	dBuV	dB/m	dB	dB	cm	deg	1	4960.00	50.93	74.00	-23.07	71.90	34.22	10.40	65.59	0.00	100	30	PEAK	2	4960.00	46.68	54.00	-7.32	67.65	34.22	10.40	65.59	0.00	100	30	AVERAGE	3	7440.00	49.46	74.00	-24.54	67.51	35.80	12.78	66.63	0.00	100	93	PEAK	4	7440.00	43.99	54.00	-10.01	62.04	35.80	12.78	66.63	0.00	100	93	AVERAGE	<table border="1"> <thead> <tr> <th>Limit</th> <th>Read</th> <th>Ant</th> <th>Cable</th> <th>Preamp</th> <th>Aux</th> <th>APos</th> <th>TPos</th> <th>Remark</th> </tr> <tr> <th>Freq</th> <th>Level</th> <th>Line Margin</th> <th>Level</th> <th>Factor</th> <th>Loss Factor</th> <th>Factor</th> <th></th> <th></th> </tr> <tr> <th>MHz</th> <th>dBuV/m</th> <th>dBuV/m</th> <th>dB</th> <th>dBuV</th> <th>dB/m</th> <th>dB</th> <th>dB</th> <th>cm</th> <th>deg</th> </tr> </thead> <tbody> <tr> <td>1</td> <td>4960.00</td> <td>44.11</td> <td>74.00</td> <td>-29.89</td> <td>65.08</td> <td>34.22</td> <td>10.40</td> <td>65.59</td> <td>0.00</td> <td>--</td> <td>--</td> <td>PEAK</td> </tr> <tr> <td>2</td> <td>7440.00</td> <td>50.02</td> <td>74.00</td> <td>-23.98</td> <td>68.07</td> <td>35.80</td> <td>12.78</td> <td>66.63</td> <td>0.00</td> <td>300</td> <td>303</td> <td>PEAK</td> </tr> <tr> <td>3</td> <td>7440.00</td> <td>44.59</td> <td>54.00</td> <td>-9.41</td> <td>62.64</td> <td>35.80</td> <td>12.78</td> <td>66.63</td> <td>0.00</td> <td>300</td> <td>303</td> <td>AVERAGE</td> </tr> </tbody> </table>	Limit	Read	Ant	Cable	Preamp	Aux	APos	TPos	Remark	Freq	Level	Line Margin	Level	Factor	Loss Factor	Factor			MHz	dBuV/m	dBuV/m	dB	dBuV	dB/m	dB	dB	cm	deg	1	4960.00	44.11	74.00	-29.89	65.08	34.22	10.40	65.59	0.00	--	--	PEAK	2	7440.00	50.02	74.00	-23.98	68.07	35.80	12.78	66.63	0.00	300	303	PEAK	3	7440.00	44.59	54.00	-9.41	62.64	35.80	12.78	66.63	0.00	300	303	AVERAGE
Limit	Read	Ant	Cable	Preamp	Aux	APos	TPos	Remark																																																																																																																																													
Freq	Level	Line Margin	Level	Factor	Loss Factor	Factor																																																																																																																																															
MHz	dBuV/m	dBuV/m	dB	dBuV	dB/m	dB	dB	cm	deg																																																																																																																																												
1	4960.00	50.93	74.00	-23.07	71.90	34.22	10.40	65.59	0.00	100	30	PEAK																																																																																																																																									
2	4960.00	46.68	54.00	-7.32	67.65	34.22	10.40	65.59	0.00	100	30	AVERAGE																																																																																																																																									
3	7440.00	49.46	74.00	-24.54	67.51	35.80	12.78	66.63	0.00	100	93	PEAK																																																																																																																																									
4	7440.00	43.99	54.00	-10.01	62.04	35.80	12.78	66.63	0.00	100	93	AVERAGE																																																																																																																																									
Limit	Read	Ant	Cable	Preamp	Aux	APos	TPos	Remark																																																																																																																																													
Freq	Level	Line Margin	Level	Factor	Loss Factor	Factor																																																																																																																																															
MHz	dBuV/m	dBuV/m	dB	dBuV	dB/m	dB	dB	cm	deg																																																																																																																																												
1	4960.00	44.11	74.00	-29.89	65.08	34.22	10.40	65.59	0.00	--	--	PEAK																																																																																																																																									
2	7440.00	50.02	74.00	-23.98	68.07	35.80	12.78	66.63	0.00	300	303	PEAK																																																																																																																																									
3	7440.00	44.59	54.00	-9.41	62.64	35.80	12.78	66.63	0.00	300	303	AVERAGE																																																																																																																																									



Mode	6	
	18G-25G	
	2400-2483.5_Bluetooth-LE_GSKF_CH39_2480MHz	
Pol.	Horizontal	Vertical
Peak Avg	<p>The plot shows the average level of the signal in dBuV/m across the frequency range from 18000 to 25000 MHz. The signal level is consistently below the -50dB limit, which is approximately 48.8 dBuV/m. The FCC Part 15C limit is shown at approximately 75 dBuV/m.</p>	<p>The plot shows the average level of the signal in dBuV/m across the frequency range from 18000 to 25000 MHz. The signal level is consistently below the -50dB limit, which is approximately 48.8 dBuV/m. The FCC Part 15C limit is shown at approximately 75 dBuV/m.</p>



Mode	6																																																																																																																																																																																																
	30-1G																																																																																																																																																																																																
	2400-2483.5_Bluetooth-LE_GSKF_CH39_2480MHz																																																																																																																																																																																																
Pol.	Horizontal	Vertical																																																																																																																																																																																															
QP/Peak																																																																																																																																																																																																	
	<table border="1"> <thead> <tr> <th>Over</th> <th>Limit</th> <th>Read</th> <th>CableAntenna</th> <th>Preamp</th> <th>A/Pos</th> <th>T/Pos</th> <th>Remark</th> </tr> <tr> <th>Freq</th> <th>Level</th> <th>Limit</th> <th>Level</th> <th>Loss</th> <th>Factor</th> <th>Factor</th> <th></th> </tr> <tr> <th>MHz</th> <th>dBuV/m</th> <th>dB</th> <th>dBuV/m</th> <th>dBuV</th> <th>dB</th> <th>dB/m</th> <th>dB</th> </tr> </thead> <tbody> <tr> <td>1</td> <td>57.16</td> <td>19.86</td> <td>-20.14</td> <td>40.00</td> <td>38.55</td> <td>1.12</td> <td>13.10</td> <td>32.91</td> <td>---</td> <td>---</td> <td>Peak</td> </tr> <tr> <td>2</td> <td>167.74</td> <td>33.55</td> <td>-9.95</td> <td>43.50</td> <td>48.36</td> <td>1.96</td> <td>16.06</td> <td>32.83</td> <td>---</td> <td>---</td> <td>Peak</td> </tr> <tr> <td>3</td> <td>180.35</td> <td>34.85</td> <td>-8.65</td> <td>43.50</td> <td>49.04</td> <td>2.03</td> <td>15.81</td> <td>32.83</td> <td>---</td> <td>---</td> <td>Peak</td> </tr> <tr> <td>4</td> <td>263.77</td> <td>25.39</td> <td>-20.61</td> <td>46.00</td> <td>37.02</td> <td>2.48</td> <td>18.67</td> <td>32.78</td> <td>---</td> <td>---</td> <td>Peak</td> </tr> <tr> <td>5</td> <td>408.30</td> <td>30.13</td> <td>-15.87</td> <td>46.00</td> <td>38.10</td> <td>3.08</td> <td>21.82</td> <td>32.87</td> <td>---</td> <td>---</td> <td>Peak</td> </tr> <tr> <td>6</td> <td>735.19</td> <td>30.40</td> <td>-15.60</td> <td>46.00</td> <td>33.48</td> <td>4.15</td> <td>25.65</td> <td>32.88</td> <td>---</td> <td>---</td> <td>Peak</td> </tr> </tbody> </table>	Over	Limit	Read	CableAntenna	Preamp	A/Pos	T/Pos	Remark	Freq	Level	Limit	Level	Loss	Factor	Factor		MHz	dBuV/m	dB	dBuV/m	dBuV	dB	dB/m	dB	1	57.16	19.86	-20.14	40.00	38.55	1.12	13.10	32.91	---	---	Peak	2	167.74	33.55	-9.95	43.50	48.36	1.96	16.06	32.83	---	---	Peak	3	180.35	34.85	-8.65	43.50	49.04	2.03	15.81	32.83	---	---	Peak	4	263.77	25.39	-20.61	46.00	37.02	2.48	18.67	32.78	---	---	Peak	5	408.30	30.13	-15.87	46.00	38.10	3.08	21.82	32.87	---	---	Peak	6	735.19	30.40	-15.60	46.00	33.48	4.15	25.65	32.88	---	---	Peak	<table border="1"> <thead> <tr> <th>Over</th> <th>Limit</th> <th>Read</th> <th>CableAntenna</th> <th>Preamp</th> <th>A/Pos</th> <th>T/Pos</th> <th>Remark</th> </tr> <tr> <th>Freq</th> <th>Level</th> <th>Limit</th> <th>Level</th> <th>Loss</th> <th>Factor</th> <th>Factor</th> <th></th> </tr> <tr> <th>MHz</th> <th>dBuV/m</th> <th>dB</th> <th>dBuV/m</th> <th>dBuV</th> <th>dB</th> <th>dB/m</th> <th>dB</th> </tr> </thead> <tbody> <tr> <td>1</td> <td>33.88</td> <td>35.58</td> <td>-4.42</td> <td>40.00</td> <td>45.16</td> <td>0.78</td> <td>22.56</td> <td>32.92</td> <td>100</td> <td>174</td> <td>QP</td> </tr> <tr> <td>2</td> <td>45.52</td> <td>31.19</td> <td>-8.81</td> <td>40.00</td> <td>47.07</td> <td>0.98</td> <td>16.11</td> <td>32.97</td> <td>---</td> <td>---</td> <td>Peak</td> </tr> <tr> <td>3</td> <td>156.10</td> <td>32.90</td> <td>-10.52</td> <td>43.50</td> <td>47.61</td> <td>1.89</td> <td>16.30</td> <td>32.82</td> <td>---</td> <td>---</td> <td>Peak</td> </tr> <tr> <td>4</td> <td>203.63</td> <td>31.03</td> <td>-12.47</td> <td>43.50</td> <td>46.05</td> <td>2.17</td> <td>15.64</td> <td>32.83</td> <td>---</td> <td>---</td> <td>Peak</td> </tr> <tr> <td>5</td> <td>551.06</td> <td>27.22</td> <td>-18.78</td> <td>46.00</td> <td>31.64</td> <td>3.59</td> <td>25.10</td> <td>33.11</td> <td>---</td> <td>---</td> <td>Peak</td> </tr> <tr> <td>6</td> <td>833.16</td> <td>32.10</td> <td>-13.90</td> <td>46.00</td> <td>33.71</td> <td>4.41</td> <td>26.48</td> <td>32.50</td> <td>---</td> <td>---</td> <td>Peak</td> </tr> </tbody> </table>	Over	Limit	Read	CableAntenna	Preamp	A/Pos	T/Pos	Remark	Freq	Level	Limit	Level	Loss	Factor	Factor		MHz	dBuV/m	dB	dBuV/m	dBuV	dB	dB/m	dB	1	33.88	35.58	-4.42	40.00	45.16	0.78	22.56	32.92	100	174	QP	2	45.52	31.19	-8.81	40.00	47.07	0.98	16.11	32.97	---	---	Peak	3	156.10	32.90	-10.52	43.50	47.61	1.89	16.30	32.82	---	---	Peak	4	203.63	31.03	-12.47	43.50	46.05	2.17	15.64	32.83	---	---	Peak	5	551.06	27.22	-18.78	46.00	31.64	3.59	25.10	33.11	---	---	Peak	6	833.16	32.10	-13.90	46.00	33.71	4.41	26.48	32.50	---	---
Over	Limit	Read	CableAntenna	Preamp	A/Pos	T/Pos	Remark																																																																																																																																																																																										
Freq	Level	Limit	Level	Loss	Factor	Factor																																																																																																																																																																																											
MHz	dBuV/m	dB	dBuV/m	dBuV	dB	dB/m	dB																																																																																																																																																																																										
1	57.16	19.86	-20.14	40.00	38.55	1.12	13.10	32.91	---	---	Peak																																																																																																																																																																																						
2	167.74	33.55	-9.95	43.50	48.36	1.96	16.06	32.83	---	---	Peak																																																																																																																																																																																						
3	180.35	34.85	-8.65	43.50	49.04	2.03	15.81	32.83	---	---	Peak																																																																																																																																																																																						
4	263.77	25.39	-20.61	46.00	37.02	2.48	18.67	32.78	---	---	Peak																																																																																																																																																																																						
5	408.30	30.13	-15.87	46.00	38.10	3.08	21.82	32.87	---	---	Peak																																																																																																																																																																																						
6	735.19	30.40	-15.60	46.00	33.48	4.15	25.65	32.88	---	---	Peak																																																																																																																																																																																						
Over	Limit	Read	CableAntenna	Preamp	A/Pos	T/Pos	Remark																																																																																																																																																																																										
Freq	Level	Limit	Level	Loss	Factor	Factor																																																																																																																																																																																											
MHz	dBuV/m	dB	dBuV/m	dBuV	dB	dB/m	dB																																																																																																																																																																																										
1	33.88	35.58	-4.42	40.00	45.16	0.78	22.56	32.92	100	174	QP																																																																																																																																																																																						
2	45.52	31.19	-8.81	40.00	47.07	0.98	16.11	32.97	---	---	Peak																																																																																																																																																																																						
3	156.10	32.90	-10.52	43.50	47.61	1.89	16.30	32.82	---	---	Peak																																																																																																																																																																																						
4	203.63	31.03	-12.47	43.50	46.05	2.17	15.64	32.83	---	---	Peak																																																																																																																																																																																						
5	551.06	27.22	-18.78	46.00	31.64	3.59	25.10	33.11	---	---	Peak																																																																																																																																																																																						
6	833.16	32.10	-13.90	46.00	33.71	4.41	26.48	32.50	---	---	Peak																																																																																																																																																																																						



		7																																																						
Mode		Band Edge																																																						
		Bluetooth-LE_GSKF_CH39_2480MHz																																																						
Pol.		Horizontal					Fundamental																																																	
Peak																																																								
		<table border="1"> <thead> <tr> <th>Limit</th> <th>Over</th> <th>Read</th> <th>Ant</th> <th>Cable</th> <th>Preamp</th> <th>Aux</th> <th>APos</th> <th>TPos</th> <th colspan="2">Remark</th> </tr> <tr> <th>Freq</th> <th>Level</th> <th>Line</th> <th>Limit</th> <th>Level</th> <th>Factor</th> <th>Loss</th> <th>Factor</th> <th>Factor</th> <th></th> <th></th> </tr> <tr> <th>MHz</th> <th>dBuV/m</th> <th>dBuV/m</th> <th>dB</th> <th>dBuV</th> <th>dB/m</th> <th>dB</th> <th>dB</th> <th>dB</th> <th>cm</th> <th>deg</th> </tr> </thead> <tbody> <tr> <td>1</td> <td>2483.68</td> <td>61.62</td> <td>74.00</td> <td>-12.38</td> <td>49.15</td> <td>31.97</td> <td>6.73</td> <td>32.23</td> <td>6.00</td> <td>100</td> <td>297 PEAK</td> </tr> </tbody> </table>										Limit	Over	Read	Ant	Cable	Preamp	Aux	APos	TPos	Remark		Freq	Level	Line	Limit	Level	Factor	Loss	Factor	Factor			MHz	dBuV/m	dBuV/m	dB	dBuV	dB/m	dB	dB	dB	cm	deg	1	2483.68	61.62	74.00	-12.38	49.15	31.97	6.73	32.23	6.00	100	297 PEAK
Limit	Over	Read	Ant	Cable	Preamp	Aux	APos	TPos	Remark																																															
Freq	Level	Line	Limit	Level	Factor	Loss	Factor	Factor																																																
MHz	dBuV/m	dBuV/m	dB	dBuV	dB/m	dB	dB	dB	cm	deg																																														
1	2483.68	61.62	74.00	-12.38	49.15	31.97	6.73	32.23	6.00	100	297 PEAK																																													
Avg																																																								
		<table border="1"> <thead> <tr> <th>Limit</th> <th>Over</th> <th>Read</th> <th>Ant</th> <th>Cable</th> <th>Preamp</th> <th>Aux</th> <th>APos</th> <th>TPos</th> <th colspan="2">Remark</th> </tr> <tr> <th>Freq</th> <th>Level</th> <th>Line</th> <th>Limit</th> <th>Level</th> <th>Factor</th> <th>Loss</th> <th>Factor</th> <th>Factor</th> <th></th> <th></th> </tr> <tr> <th>MHz</th> <th>dBuV/m</th> <th>dBuV/m</th> <th>dB</th> <th>dBuV</th> <th>dB/m</th> <th>dB</th> <th>dB</th> <th>dB</th> <th>cm</th> <th>deg</th> </tr> </thead> <tbody> <tr> <td>1</td> <td>2488.00</td> <td>50.96</td> <td>54.00</td> <td>-3.04</td> <td>38.48</td> <td>31.98</td> <td>6.74</td> <td>32.24</td> <td>6.00</td> <td>100</td> <td>297 AVERAGE</td> </tr> </tbody> </table>										Limit	Over	Read	Ant	Cable	Preamp	Aux	APos	TPos	Remark		Freq	Level	Line	Limit	Level	Factor	Loss	Factor	Factor			MHz	dBuV/m	dBuV/m	dB	dBuV	dB/m	dB	dB	dB	cm	deg	1	2488.00	50.96	54.00	-3.04	38.48	31.98	6.74	32.24	6.00	100	297 AVERAGE
Limit	Over	Read	Ant	Cable	Preamp	Aux	APos	TPos	Remark																																															
Freq	Level	Line	Limit	Level	Factor	Loss	Factor	Factor																																																
MHz	dBuV/m	dBuV/m	dB	dBuV	dB/m	dB	dB	dB	cm	deg																																														
1	2488.00	50.96	54.00	-3.04	38.48	31.98	6.74	32.24	6.00	100	297 AVERAGE																																													
							<table border="1"> <thead> <tr> <th>Limit</th> <th>Over</th> <th>Read</th> <th>Ant</th> <th>Cable</th> <th>Preamp</th> <th>Aux</th> <th>APos</th> <th>TPos</th> <th colspan="2">Remark</th> </tr> <tr> <th>Freq</th> <th>Level</th> <th>Line</th> <th>Limit</th> <th>Level</th> <th>Factor</th> <th>Loss</th> <th>Factor</th> <th>Factor</th> <th></th> <th></th> </tr> <tr> <th>MHz</th> <th>dBuV/m</th> <th>dBuV/m</th> <th>dB</th> <th>dBuV</th> <th>dB/m</th> <th>dB</th> <th>dB</th> <th>dB</th> <th>cm</th> <th>deg</th> </tr> </thead> <tbody> <tr> <td>1</td> <td>2480.00</td> <td>103.56</td> <td>74.00</td> <td>29.56</td> <td>91.10</td> <td>31.96</td> <td>6.73</td> <td>32.23</td> <td>6.00</td> <td>100</td> <td>297 PEAK</td> </tr> </tbody> </table>					Limit	Over	Read	Ant	Cable	Preamp	Aux	APos	TPos	Remark		Freq	Level	Line	Limit	Level	Factor	Loss	Factor	Factor			MHz	dBuV/m	dBuV/m	dB	dBuV	dB/m	dB	dB	dB	cm	deg	1	2480.00	103.56	74.00	29.56	91.10	31.96	6.73	32.23	6.00	100	297 PEAK
Limit	Over	Read	Ant	Cable	Preamp	Aux	APos	TPos	Remark																																															
Freq	Level	Line	Limit	Level	Factor	Loss	Factor	Factor																																																
MHz	dBuV/m	dBuV/m	dB	dBuV	dB/m	dB	dB	dB	cm	deg																																														
1	2480.00	103.56	74.00	29.56	91.10	31.96	6.73	32.23	6.00	100	297 PEAK																																													
							<table border="1"> <thead> <tr> <th>Limit</th> <th>Over</th> <th>Read</th> <th>Ant</th> <th>Cable</th> <th>Preamp</th> <th>Aux</th> <th>APos</th> <th>TPos</th> <th colspan="2">Remark</th> </tr> <tr> <th>Freq</th> <th>Level</th> <th>Line</th> <th>Limit</th> <th>Level</th> <th>Factor</th> <th>Loss</th> <th>Factor</th> <th>Factor</th> <th></th> <th></th> </tr> <tr> <th>MHz</th> <th>dBuV/m</th> <th>dBuV/m</th> <th>dB</th> <th>dBuV</th> <th>dB/m</th> <th>dB</th> <th>dB</th> <th>dB</th> <th>cm</th> <th>deg</th> </tr> </thead> <tbody> <tr> <td>1</td> <td>2480.00</td> <td>101.35</td> <td>54.00</td> <td>47.35</td> <td>88.89</td> <td>31.96</td> <td>6.73</td> <td>32.23</td> <td>6.00</td> <td>100</td> <td>297 AVERAGE</td> </tr> </tbody> </table>					Limit	Over	Read	Ant	Cable	Preamp	Aux	APos	TPos	Remark		Freq	Level	Line	Limit	Level	Factor	Loss	Factor	Factor			MHz	dBuV/m	dBuV/m	dB	dBuV	dB/m	dB	dB	dB	cm	deg	1	2480.00	101.35	54.00	47.35	88.89	31.96	6.73	32.23	6.00	100	297 AVERAGE
Limit	Over	Read	Ant	Cable	Preamp	Aux	APos	TPos	Remark																																															
Freq	Level	Line	Limit	Level	Factor	Loss	Factor	Factor																																																
MHz	dBuV/m	dBuV/m	dB	dBuV	dB/m	dB	dB	dB	cm	deg																																														
1	2480.00	101.35	54.00	47.35	88.89	31.96	6.73	32.23	6.00	100	297 AVERAGE																																													



		7																																												
Mode		Band Edge																																												
		Bluetooth-LE_GSKF_CH39_2480MHz																																												
Pol.		Vertical					Fundamental																																							
Peak																																														
		<table border="1"> <thead> <tr> <th>Limit</th> <th>Over</th> <th>Read</th> <th>Ant</th> <th>Cable</th> <th>Preamp</th> <th>Aux</th> <th>APos</th> <th>TPos</th> <th colspan="2">Remark</th> </tr> <tr> <th>Freq</th> <th>Level</th> <th>Line</th> <th>Limit</th> <th>Level</th> <th>Factor</th> <th>Loss</th> <th>Factor</th> <th>Factor</th> <th>cm</th> <th>deg</th> </tr> </thead> <tbody> <tr> <td>1</td> <td>2483.68</td> <td>62.19</td> <td>74.00</td> <td>-11.81</td> <td>49.72</td> <td>31.97</td> <td>6.73</td> <td>32.23</td> <td>6.00</td> <td>286</td> <td>311</td> <td>PEAK</td> </tr> </tbody> </table>										Limit	Over	Read	Ant	Cable	Preamp	Aux	APos	TPos	Remark		Freq	Level	Line	Limit	Level	Factor	Loss	Factor	Factor	cm	deg	1	2483.68	62.19	74.00	-11.81	49.72	31.97	6.73	32.23	6.00	286	311	PEAK
Limit	Over	Read	Ant	Cable	Preamp	Aux	APos	TPos	Remark																																					
Freq	Level	Line	Limit	Level	Factor	Loss	Factor	Factor	cm	deg																																				
1	2483.68	62.19	74.00	-11.81	49.72	31.97	6.73	32.23	6.00	286	311	PEAK																																		
Avg																																														
		<table border="1"> <thead> <tr> <th>Limit</th> <th>Over</th> <th>Read</th> <th>Ant</th> <th>Cable</th> <th>Preamp</th> <th>Aux</th> <th>APos</th> <th>TPos</th> <th colspan="2">Remark</th> </tr> <tr> <th>Freq</th> <th>Level</th> <th>Line</th> <th>Limit</th> <th>Level</th> <th>Factor</th> <th>Loss</th> <th>Factor</th> <th>Factor</th> <th>cm</th> <th>deg</th> </tr> </thead> <tbody> <tr> <td>1</td> <td>2483.50</td> <td>49.19</td> <td>54.00</td> <td>-4.81</td> <td>36.72</td> <td>31.97</td> <td>6.73</td> <td>32.23</td> <td>6.00</td> <td>286</td> <td>311</td> <td>AVERAGE</td> </tr> </tbody> </table>										Limit	Over	Read	Ant	Cable	Preamp	Aux	APos	TPos	Remark		Freq	Level	Line	Limit	Level	Factor	Loss	Factor	Factor	cm	deg	1	2483.50	49.19	54.00	-4.81	36.72	31.97	6.73	32.23	6.00	286	311	AVERAGE
Limit	Over	Read	Ant	Cable	Preamp	Aux	APos	TPos	Remark																																					
Freq	Level	Line	Limit	Level	Factor	Loss	Factor	Factor	cm	deg																																				
1	2483.50	49.19	54.00	-4.81	36.72	31.97	6.73	32.23	6.00	286	311	AVERAGE																																		
		<table border="1"> <thead> <tr> <th>Limit</th> <th>Over</th> <th>Read</th> <th>Ant</th> <th>Cable</th> <th>Preamp</th> <th>Aux</th> <th>APos</th> <th>TPos</th> <th colspan="2">Remark</th> </tr> <tr> <th>Freq</th> <th>Level</th> <th>Line</th> <th>Limit</th> <th>Level</th> <th>Factor</th> <th>Loss</th> <th>Factor</th> <th>Factor</th> <th>cm</th> <th>deg</th> </tr> </thead> <tbody> <tr> <td>1</td> <td>2480.00</td> <td>102.20</td> <td>-----</td> <td>-----</td> <td>89.74</td> <td>31.96</td> <td>6.73</td> <td>32.23</td> <td>6.00</td> <td>286</td> <td>311</td> <td>PEAK</td> </tr> </tbody> </table>										Limit	Over	Read	Ant	Cable	Preamp	Aux	APos	TPos	Remark		Freq	Level	Line	Limit	Level	Factor	Loss	Factor	Factor	cm	deg	1	2480.00	102.20	-----	-----	89.74	31.96	6.73	32.23	6.00	286	311	PEAK
Limit	Over	Read	Ant	Cable	Preamp	Aux	APos	TPos	Remark																																					
Freq	Level	Line	Limit	Level	Factor	Loss	Factor	Factor	cm	deg																																				
1	2480.00	102.20	-----	-----	89.74	31.96	6.73	32.23	6.00	286	311	PEAK																																		
		<table border="1"> <thead> <tr> <th>Limit</th> <th>Over</th> <th>Read</th> <th>Ant</th> <th>Cable</th> <th>Preamp</th> <th>Aux</th> <th>APos</th> <th>TPos</th> <th colspan="2">Remark</th> </tr> <tr> <th>Freq</th> <th>Level</th> <th>Line</th> <th>Limit</th> <th>Level</th> <th>Factor</th> <th>Loss</th> <th>Factor</th> <th>Factor</th> <th>cm</th> <th>deg</th> </tr> </thead> <tbody> <tr> <td>1</td> <td>2480.00</td> <td>100.12</td> <td>-----</td> <td>-----</td> <td>87.66</td> <td>31.96</td> <td>6.73</td> <td>32.23</td> <td>6.00</td> <td>286</td> <td>311</td> <td>AVERAGE</td> </tr> </tbody> </table>										Limit	Over	Read	Ant	Cable	Preamp	Aux	APos	TPos	Remark		Freq	Level	Line	Limit	Level	Factor	Loss	Factor	Factor	cm	deg	1	2480.00	100.12	-----	-----	87.66	31.96	6.73	32.23	6.00	286	311	AVERAGE
Limit	Over	Read	Ant	Cable	Preamp	Aux	APos	TPos	Remark																																					
Freq	Level	Line	Limit	Level	Factor	Loss	Factor	Factor	cm	deg																																				
1	2480.00	100.12	-----	-----	87.66	31.96	6.73	32.23	6.00	286	311	AVERAGE																																		



		7																																																																																																																																																																								
Mode		Harmonic																																																																																																																																																																								
		Bluetooth-LE_GSKF_CH39_2480MHz																																																																																																																																																																								
Pol.		Horizontal					Vertical																																																																																																																																																																			
Peak Avg																																																																																																																																																																										
		<table border="1"> <thead> <tr> <th>Limit</th> <th>Read</th> <th>Ant</th> <th>Cable</th> <th>Preamp</th> <th>Aux</th> <th>APos</th> <th>TPos</th> <th>Remark</th> </tr> <tr> <th>Freq</th> <th>Level</th> <th>Line</th> <th>Margin</th> <th>Level</th> <th>Factor</th> <th>Loss</th> <th>Factor</th> <th>Factor</th> </tr> <tr> <th>MHz</th> <th>dBuV/m</th> <th>dBuV/m</th> <th>dB</th> <th>dBuV</th> <th>dB/m</th> <th>dB</th> <th>dB</th> <th>cm</th> <th>deg</th> </tr> </thead> <tbody> <tr> <td>1</td> <td>4960.00</td> <td>54.20</td> <td>74.00</td> <td>-19.80</td> <td>71.49</td> <td>34.26</td> <td>9.61</td> <td>61.16</td> <td>0.00</td> <td>100</td> <td>338</td> <td>PEAK</td> </tr> <tr> <td>2</td> <td>4960.00</td> <td>50.33</td> <td>54.00</td> <td>-3.67</td> <td>67.62</td> <td>34.26</td> <td>9.61</td> <td>61.16</td> <td>0.00</td> <td>100</td> <td>338</td> <td>AVERAGE</td> </tr> <tr> <td>3</td> <td>7440.00</td> <td>53.49</td> <td>74.00</td> <td>-20.51</td> <td>67.12</td> <td>35.62</td> <td>11.77</td> <td>61.02</td> <td>0.00</td> <td>100</td> <td>352</td> <td>PEAK</td> </tr> <tr> <td>4</td> <td>7440.00</td> <td>48.58</td> <td>54.00</td> <td>-5.42</td> <td>62.20</td> <td>35.62</td> <td>11.77</td> <td>61.01</td> <td>0.00</td> <td>100</td> <td>352</td> <td>AVERAGE</td> </tr> </tbody> </table>					Limit	Read	Ant	Cable	Preamp	Aux	APos	TPos	Remark	Freq	Level	Line	Margin	Level	Factor	Loss	Factor	Factor	MHz	dBuV/m	dBuV/m	dB	dBuV	dB/m	dB	dB	cm	deg	1	4960.00	54.20	74.00	-19.80	71.49	34.26	9.61	61.16	0.00	100	338	PEAK	2	4960.00	50.33	54.00	-3.67	67.62	34.26	9.61	61.16	0.00	100	338	AVERAGE	3	7440.00	53.49	74.00	-20.51	67.12	35.62	11.77	61.02	0.00	100	352	PEAK	4	7440.00	48.58	54.00	-5.42	62.20	35.62	11.77	61.01	0.00	100	352	AVERAGE	<table border="1"> <thead> <tr> <th>Limit</th> <th>Read</th> <th>Ant</th> <th>Cable</th> <th>Preamp</th> <th>Aux</th> <th>APos</th> <th>TPos</th> <th>Remark</th> </tr> <tr> <th>Freq</th> <th>Level</th> <th>Line</th> <th>Margin</th> <th>Level</th> <th>Factor</th> <th>Loss</th> <th>Factor</th> <th>Factor</th> </tr> <tr> <th>MHz</th> <th>dBuV/m</th> <th>dBuV/m</th> <th>dB</th> <th>dBuV</th> <th>dB/m</th> <th>dB</th> <th>dB</th> <th>cm</th> <th>deg</th> </tr> </thead> <tbody> <tr> <td>1</td> <td>4960.00</td> <td>49.21</td> <td>74.00</td> <td>-24.79</td> <td>66.50</td> <td>34.26</td> <td>9.61</td> <td>61.16</td> <td>0.00</td> <td>111</td> <td>0</td> <td>PEAK</td> </tr> <tr> <td>2</td> <td>4960.00</td> <td>44.31</td> <td>54.00</td> <td>-9.69</td> <td>61.60</td> <td>34.26</td> <td>9.61</td> <td>61.16</td> <td>0.00</td> <td>111</td> <td>0</td> <td>AVERAGE</td> </tr> <tr> <td>3</td> <td>7440.00</td> <td>52.85</td> <td>74.00</td> <td>-21.15</td> <td>66.48</td> <td>35.62</td> <td>11.77</td> <td>61.02</td> <td>0.00</td> <td>100</td> <td>240</td> <td>PEAK</td> </tr> <tr> <td>4</td> <td>7440.00</td> <td>47.68</td> <td>54.00</td> <td>-6.32</td> <td>61.30</td> <td>35.62</td> <td>11.77</td> <td>61.01</td> <td>0.00</td> <td>100</td> <td>240</td> <td>AVERAGE</td> </tr> </tbody> </table>					Limit	Read	Ant	Cable	Preamp	Aux	APos	TPos	Remark	Freq	Level	Line	Margin	Level	Factor	Loss	Factor	Factor	MHz	dBuV/m	dBuV/m	dB	dBuV	dB/m	dB	dB	cm	deg	1	4960.00	49.21	74.00	-24.79	66.50	34.26	9.61	61.16	0.00	111	0	PEAK	2	4960.00	44.31	54.00	-9.69	61.60	34.26	9.61	61.16	0.00	111	0	AVERAGE	3	7440.00	52.85	74.00	-21.15	66.48	35.62	11.77	61.02	0.00	100	240	PEAK	4	7440.00	47.68	54.00	-6.32	61.30	35.62	11.77	61.01	0.00	100	240
Limit	Read	Ant	Cable	Preamp	Aux	APos	TPos	Remark																																																																																																																																																																		
Freq	Level	Line	Margin	Level	Factor	Loss	Factor	Factor																																																																																																																																																																		
MHz	dBuV/m	dBuV/m	dB	dBuV	dB/m	dB	dB	cm	deg																																																																																																																																																																	
1	4960.00	54.20	74.00	-19.80	71.49	34.26	9.61	61.16	0.00	100	338	PEAK																																																																																																																																																														
2	4960.00	50.33	54.00	-3.67	67.62	34.26	9.61	61.16	0.00	100	338	AVERAGE																																																																																																																																																														
3	7440.00	53.49	74.00	-20.51	67.12	35.62	11.77	61.02	0.00	100	352	PEAK																																																																																																																																																														
4	7440.00	48.58	54.00	-5.42	62.20	35.62	11.77	61.01	0.00	100	352	AVERAGE																																																																																																																																																														
Limit	Read	Ant	Cable	Preamp	Aux	APos	TPos	Remark																																																																																																																																																																		
Freq	Level	Line	Margin	Level	Factor	Loss	Factor	Factor																																																																																																																																																																		
MHz	dBuV/m	dBuV/m	dB	dBuV	dB/m	dB	dB	cm	deg																																																																																																																																																																	
1	4960.00	49.21	74.00	-24.79	66.50	34.26	9.61	61.16	0.00	111	0	PEAK																																																																																																																																																														
2	4960.00	44.31	54.00	-9.69	61.60	34.26	9.61	61.16	0.00	111	0	AVERAGE																																																																																																																																																														
3	7440.00	52.85	74.00	-21.15	66.48	35.62	11.77	61.02	0.00	100	240	PEAK																																																																																																																																																														
4	7440.00	47.68	54.00	-6.32	61.30	35.62	11.77	61.01	0.00	100	240	AVERAGE																																																																																																																																																														



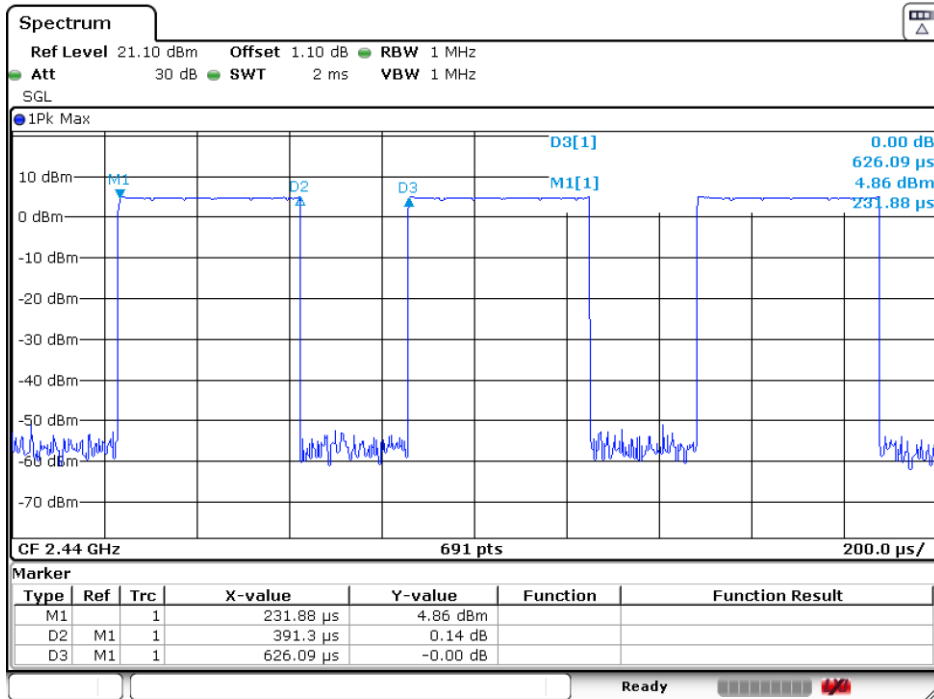
Mode	7																																							
	-																																							
	UWB CH9																																							
Pol.	Horizontal																																							
Avg	<p>The graph displays the average level in dBuV/m across a frequency range from 7500 MHz to 8500 MHz. The y-axis ranges from 0 to 130 dBuV/m. A significant peak is observed at 7987.00 MHz, reaching a level of 50.53 dBuV/m. The signal level is relatively flat around 48.8 dBuV/m between 7700 MHz and 8100 MHz.</p>																																							
	<table border="1"> <thead> <tr> <th>1</th> <th>Freq MHz</th> <th>Level dBuV/m</th> <th>Limit Line dBuV/m</th> <th>Over Limit dB</th> <th>Read Level dBuV</th> <th>Ant Factor dB/m</th> <th>Cable Loss dB</th> <th>Preamp Factor dB</th> <th>Aux Factor dB</th> <th>APos cm</th> <th>TPos deg</th> <th>Remark</th> <th>Pol/Phase</th> </tr> </thead> <tbody> <tr> <td>1</td> <td>7987.00</td> <td>50.53</td> <td>-----</td> <td>-----</td> <td>62.42</td> <td>35.90</td> <td>12.41</td> <td>60.20</td> <td>0.00</td> <td>---</td> <td>---</td> <td>Average</td> <td>Horizontal</td> </tr> </tbody> </table>													1	Freq MHz	Level dBuV/m	Limit Line dBuV/m	Over Limit dB	Read Level dBuV	Ant Factor dB/m	Cable Loss dB	Preamp Factor dB	Aux Factor dB	APos cm	TPos deg	Remark	Pol/Phase	1	7987.00	50.53	-----	-----	62.42	35.90	12.41	60.20	0.00	---	---	Average
1	Freq MHz	Level dBuV/m	Limit Line dBuV/m	Over Limit dB	Read Level dBuV	Ant Factor dB/m	Cable Loss dB	Preamp Factor dB	Aux Factor dB	APos cm	TPos deg	Remark	Pol/Phase																											
1	7987.00	50.53	-----	-----	62.42	35.90	12.41	60.20	0.00	---	---	Average	Horizontal																											



Appendix C. Duty Cycle Plots

Band	Duty Cycle(%)	T(ms)	1/T(kHz)	VBW Setting
Bluetooth LE 1Mbps	62.50	0.391	2.556	2.7KHz
Bluetooth LE 2Mbps	32.87	0.206	4.859	5.1KHz

Bluetooth LE 1Mbps





Bluetooth LE 2Mbps

