

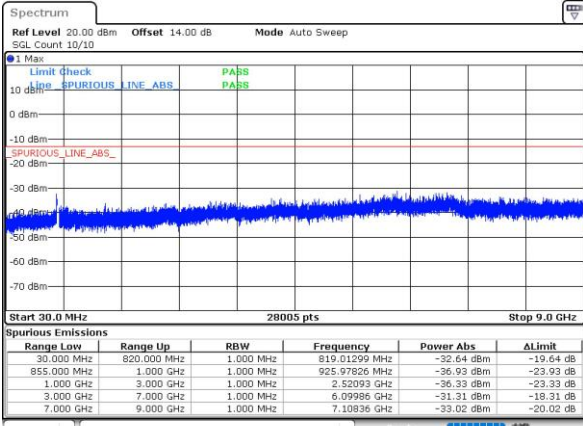


Conducted Spurious Emission



WCDMA Band V (RMC 12.2Kbps)

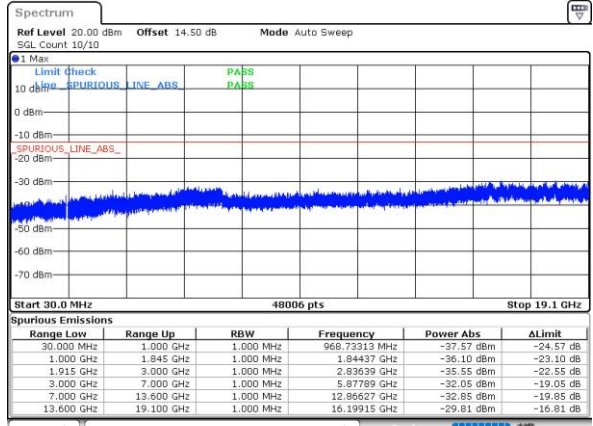
Lowest Channel



Date: 18_SEP.2021 12:03:49

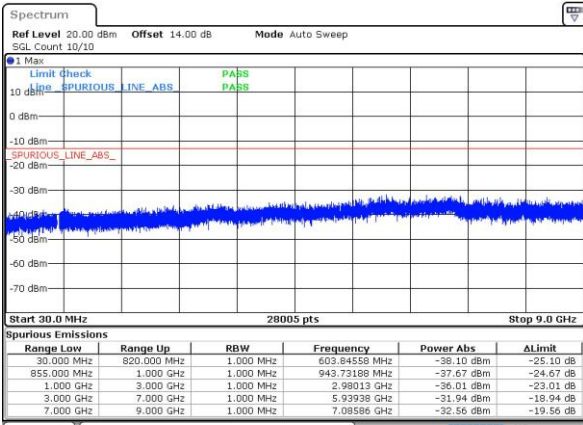
WCDMA Band II (RMC 12.2Kbps)

Lowest Channel



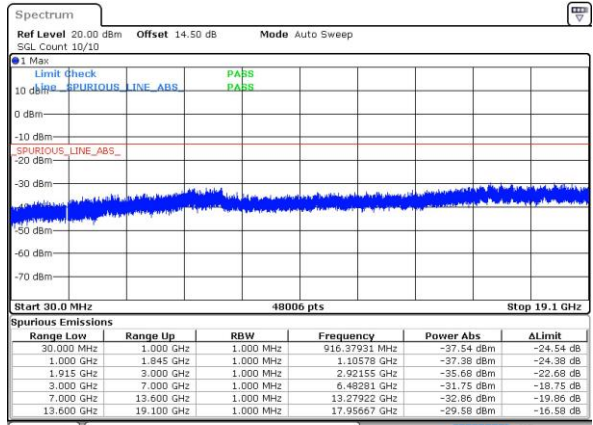
Date: 18_SEP.2021 11:40:05

Middle Channel



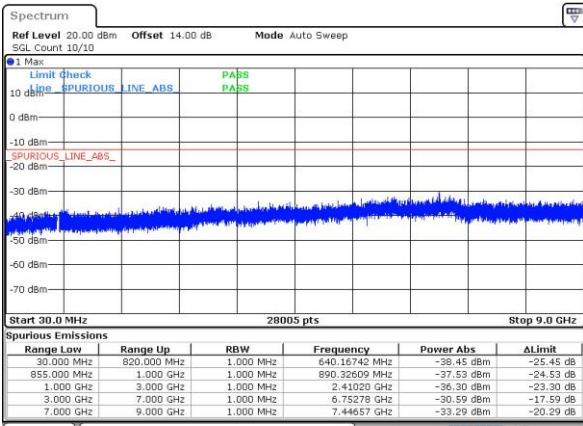
Date: 18_SEP.2021 12:04:41

Middle Channel



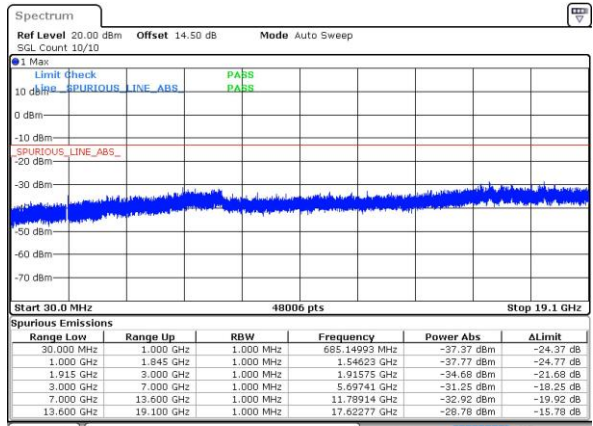
Date: 18_SEP.2021 11:40:50

Highest Channel

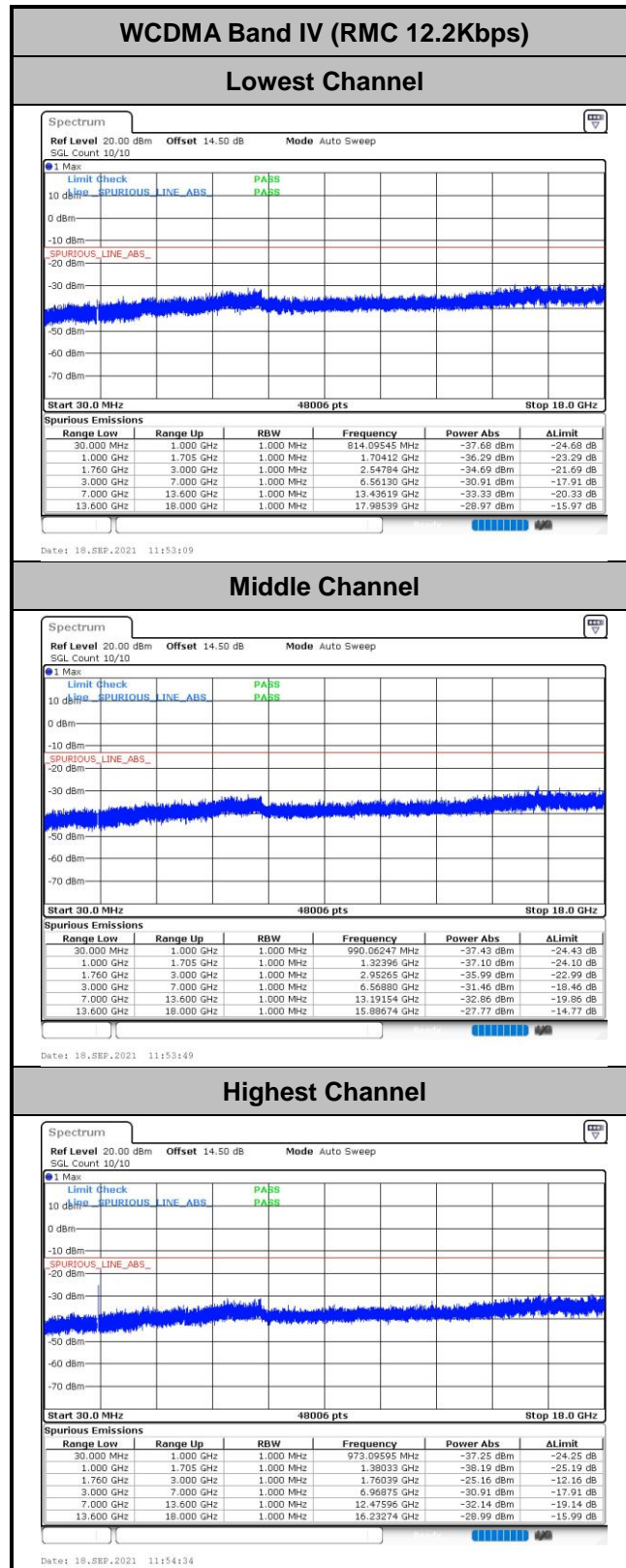


Date: 18_SEP.2021 12:05:20

Highest Channel



Date: 18_SEP.2021 11:41:49





Frequency Stability

Test Conditions	Middle Channel	WCDMA Band V (RMC 12.2Kbps)	Limit 2.5ppm
Temperature (°C)	Voltage (Volt)	Deviation (ppm)	Result
50	Normal Voltage	0.0012	PASS
40	Normal Voltage	0.0099	
30	Normal Voltage	0.0091	
20(Ref.)	Normal Voltage	0.0000	
10	Normal Voltage	0.0091	
0	Normal Voltage	0.0106	
-10	Normal Voltage	0.0090	
-20	Normal Voltage	0.0000	
-30	Normal Voltage	0.0017	
20	Maximum Voltage	0.0088	
20	Normal Voltage	0.0000	
20	Battery End Point	0.0007	

Test Conditions	Middle Channel	WCDMA Band II (RMC 12.2Kbps)	Limit Note 2.
Temperature (°C)	Voltage (Volt)	Deviation (ppm)	Result
50	Normal Voltage	0.0047	PASS
40	Normal Voltage	0.0048	
30	Normal Voltage	0.0005	
20(Ref.)	Normal Voltage	0.0000	
10	Normal Voltage	0.0044	
0	Normal Voltage	0.0043	
-10	Normal Voltage	0.0001	
-20	Normal Voltage	0.0003	
-30	Normal Voltage	0.0042	
20	Maximum Voltage	0.0043	
20	Normal Voltage	0.0000	
20	Battery End Point	0.0038	



Test Conditions	Middle Channel	WCDMA Band IV (RMC 12.2Kbps)	Limit Note 2.
Temperature (°C)	Voltage (Volt)	Deviation (ppm)	Result
50	Normal Voltage	0.0006	PASS
40	Normal Voltage	0.0048	
30	Normal Voltage	0.0044	
20(Ref.)	Normal Voltage	0.0000	
10	Normal Voltage	0.0040	
0	Normal Voltage	0.0042	
-10	Normal Voltage	0.0043	
-20	Normal Voltage	0.0000	
-30	Normal Voltage	0.0008	
20	Maximum Voltage	0.0043	
20	Normal Voltage	0.0000	
20	Battery End Point	0.0003	

Note:

1. Normal Voltage = 3.8V. ; Battery End Point (BEP) = 3.6V. ; Maximum Voltage =4.4V
2. The frequency fundamental emissions stay within the authorized frequency block based on the frequency deviation measured is small.



Appendix B. Test Results of Radiated Test

Radiated Spurious Emission

GSM850 (GSM)									
Channel	Frequency (MHz)	ERP (dBm)	Limit (dBm)	Over Limit (dB)	SPA Reading (dBm)	S.G. Power (dBm)	TX Cable loss (dB)	TX Antenna Gain (dBi)	Polarization (H/V)
Middle	1672.8	-56.82	-13	-43.82	-68.53	-60.07	4.00	9.40	H
	2509.2	-43.67	-13	-30.67	-62.57	-47.24	4.88	10.60	H
	3345.6	-55.71	-13	-42.71	-76.78	-60.64	5.52	12.60	H
	1672.8	-59.33	-13	-46.33	-71.75	-62.58	4.00	9.40	V
	2509.2	-46.28	-13	-33.28	-65.39	-49.85	4.88	10.60	V
	3345.6	-55.71	-13	-42.71	-77.08	-60.64	5.52	12.60	V

Remark: Spurious emissions within 30-1000MHz were found more than 20dB below limit line.

GSM850 (EDGE class 8)									
Channel	Frequency (MHz)	ERP (dBm)	Limit (dBm)	Over Limit (dB)	SPA Reading (dBm)	S.G. Power (dBm)	TX Cable loss (dB)	TX Antenna Gain (dBi)	Polarization (H/V)
Middle	1672.8	-57.47	-13	-44.47	-69.18	-60.72	4.00	9.40	H
	2509.2	-44.21	-13	-31.21	-63.11	-47.78	4.88	10.60	H
	3345.6	-56.44	-13	-43.44	-77.51	-61.37	5.52	12.60	H
	1672.8	-58.65	-13	-45.65	-71.07	-61.90	4.00	9.40	V
	2509.2	-47.01	-13	-34.01	-66.12	-50.58	4.88	10.60	V
	3345.6	-55.81	-13	-42.81	-77.18	-60.74	5.52	12.60	V

Remark: Spurious emissions within 30-1000MHz were found more than 20dB below limit line.



GSM1900 (GSM)									
Channel	Frequency (MHz)	EIRP (dBm)	Limit (dBm)	Over Limit (dB)	SPA Reading (dBm)	S.G. Power (dBm)	TX Cable loss (dB)	TX Antenna Gain (dBi)	Polarization (H/V)
Middle	3760	-39.10	-13	-26.10	-61.44	-45.85	5.85	12.60	H
	5640	-45.58	-13	-32.58	-69.70	-51.38	7.30	13.10	H
	7520	-47.54	-13	-34.54	-73.82	-50.69	8.35	11.50	H
	3760	-39.02	-13	-26.02	-64.52	-45.77	5.85	12.60	V
	5640	-49.43	-13	-36.43	-73.7	-55.23	7.30	13.10	V
	7520	-49.83	-13	-36.83	-76.09	-52.98	8.35	11.50	V

Remark: Spurious emissions within 30-1000MHz were found more than 20dB below limit line.

GSM1900 (EDGE class 8)									
Channel	Frequency (MHz)	EIRP (dBm)	Limit (dBm)	Over Limit (dB)	SPA Reading (dBm)	S.G. Power (dBm)	TX Cable loss (dB)	TX Antenna Gain (dBi)	Polarization (H/V)
Middle	3760	-36.93	-13	-23.93	-59.27	-43.68	5.85	12.60	H
	5640	-45.66	-13	-32.66	-69.78	-51.46	7.30	13.10	H
	7520	-43.49	-13	-30.49	-69.77	-46.64	8.35	11.50	H
	3760	-38.28	-13	-25.28	-63.78	-45.03	5.85	12.60	V
	5640	-49.94	-13	-36.94	-74.21	-55.74	7.30	13.10	V
	7520	-49.34	-13	-36.34	-75.6	-52.49	8.35	11.50	V

Remark: Spurious emissions within 30-1000MHz were found more than 20dB below limit line.



WCDMA Band V(RMC 12.2Kbps)									
Channel	Frequency (MHz)	ERP (dBm)	Limit (dBm)	Over Limit (dB)	SPA Reading (dBm)	S.G. Power (dBm)	TX Cable loss (dB)	TX Antenna Gain (dBi)	Polarization (H/V)
Middle	1672.8	-63.71	-13	-50.71	-75.42	-66.96	4.00	9.40	H
	2509.2	-57.88	-13	-44.88	-76.78	-61.45	4.88	10.60	H
	3345.6	-56.65	-13	-43.65	-77.72	-61.58	5.52	12.60	H
	1672.8	-63.03	-13	-50.03	-75.45	-66.28	4.00	9.40	V
	2509.2	-57.69	-13	-44.69	-76.80	-61.26	4.88	10.60	V
	3345.6	-56.30	-13	-43.30	-77.67	-61.23	5.52	12.60	V

Remark: Spurious emissions within 30-1000MHz were found more than 20dB below limit line.

WCDMA Band II(RMC 12.2Kbps)									
Channel	Frequency (MHz)	EIRP (dBm)	Limit (dBm)	Over Limit (dB)	SPA Reading (dBm)	S.G. Power (dBm)	TX Cable loss (dB)	TX Antenna Gain (dBi)	Polarization (H/V)
Middle	3760	-53.28	-13	-40.28	-75.62	-60.03	5.85	12.60	H
	5640	-54.65	-13	-41.65	-78.77	-60.45	7.30	13.10	H
	7520	-53.05	-13	-40.05	-79.33	-56.20	8.35	11.50	H
	3760	-51.95	-13	-38.95	-77.45	-58.70	5.85	12.60	V
	5640	-54.59	-13	-41.59	-78.86	-60.39	7.30	13.10	V
	7520	-53.08	-13	-40.08	-79.34	-56.23	8.35	11.50	V

Remark: Spurious emissions within 30-1000MHz were found more than 20dB below limit line.

WCDMA Band IV(RMC 12.2Kbps)									
Channel	Frequency (MHz)	EIRP (dBm)	Limit (dBm)	Over Limit (dB)	SPA Reading (dBm)	S.G. Power (dBm)	TX Cable loss (dB)	TX Antenna Gain (dBi)	Polarization (H/V)
Middle	3465.2	-54.49	-13	-41.49	-76.44	-61.34	5.65	12.50	H
	5197.8	-54.42	-13	-41.42	-78.58	-60.09	7.13	12.80	H
	6930.4	-53.40	-13	-40.40	-79.10	-56.80	8.40	11.80	H
	3465.2	-55.66	-13	-42.66	-77.41	-62.51	5.65	12.50	V
	5197.8	-54.35	-13	-41.35	-78.78	-60.02	7.13	12.80	V
	6930.4	-52.34	-13	-39.34	-78.96	-55.74	8.40	11.80	V

Remark: Spurious emissions within 30-1000MHz were found more than 20dB below limit line.