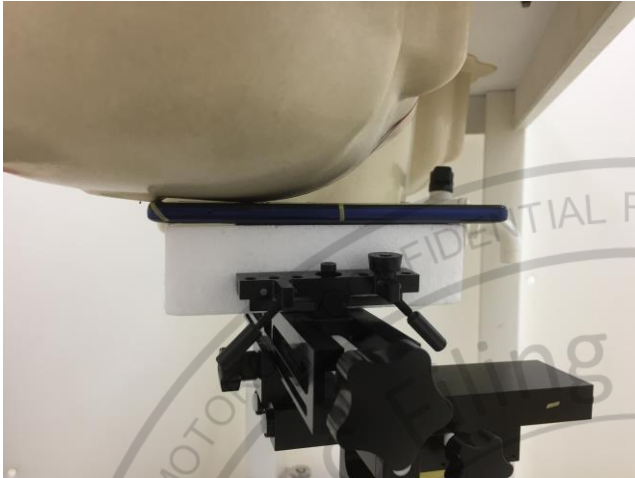



Appendix D. SAR Test Setup Photos

Head Exposure Condition



Right Cheek, Test Separation 0 mm



Right Tilted, Test Separation 0 mm




Left Cheek, Test Separation 0 mm




Left Tilted, Test Separation 0 mm

Hotspot Exposure Condition



Front, Test Separation 5 mm



Back, Test Separation 5 mm




Left Side, Test Separation 5 mm



Right Side, Test Separation 5 mm




Top Side, Test Separation 5 mm




Bottom Side, Test Separation 5 mm

Body-worn Exposure Condition



Front, Test Separation 5 mm



Back, Test Separation 5 mm



Back with handset, Test Separation 5 mm



Front, Test Separation 16 mm(sensor off)



Back, Test Separation 22 mm(sensor off)

Product Specific 10g SAR




Front, Test Separation 0 mm



Back, Test Separation 0 mm



Left Side, Test Separation 0 mm




Right Side, Test Separation 0 mm




Top Side, Test Separation 0 mm




Bottom Side, Test Separation 0 mm



Front, Test Separation 3 mm(sensor off)



Front, Test Separation 6 mm(sensor off)




Front, Test Separation 8 mm(sensor off)




Back, Test Separation 10 mm(sensor off)



Back, Test Separation 12 mm(sensor off)



Back, Test Separation 13 mm(sensor off)



Back, Test Separation 14 mm(sensor off)



Bottom Side, Test Separation 7 mm(sensor off)



Bottom Side, Test Separation 11 mm(sensor off)




Top Side, Test Separation 8 mm(sensor off)




Top Side, Test Separation 11 mm(sensor off)



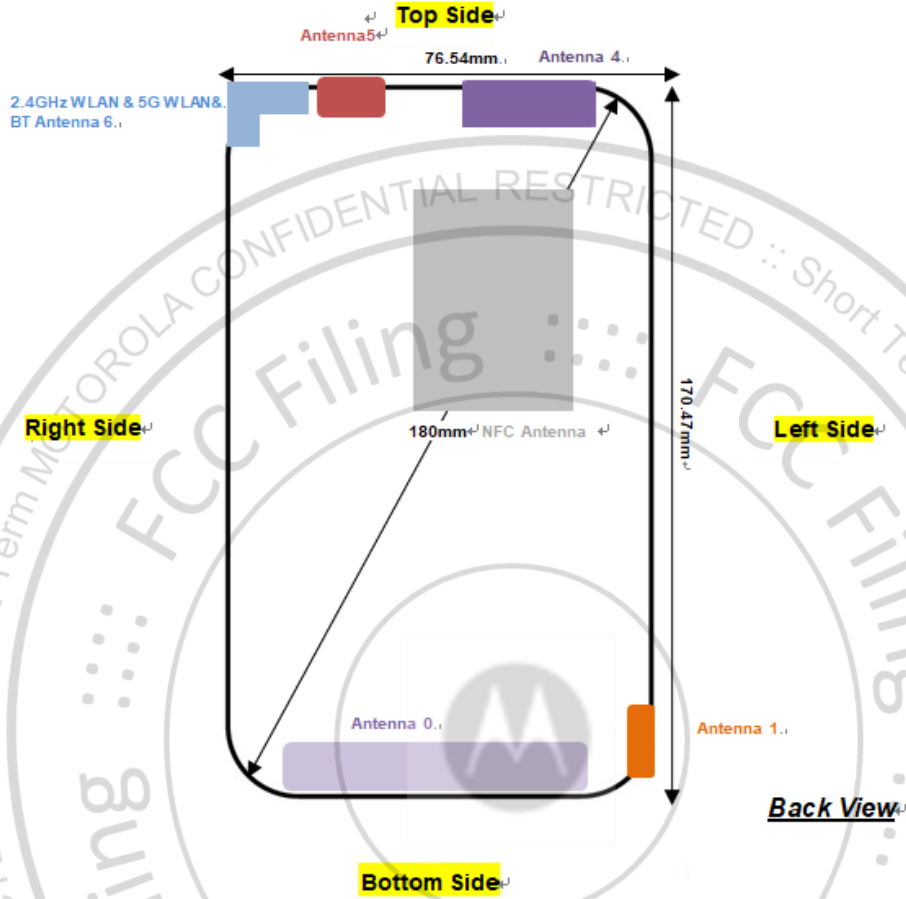
Left Side, Test Separation 6 mm(sensor off)



Left Side, Test Separation 12 mm(sensor off)



Antenna Location



Antenna	Support Band
Antenna 0	NR NSA: N5/N66 <TX/RX> LTE: B2/B4/B5/B12/B13/B17/B26/B66 <TX/RX> WCDMA: B2/B4/B5 <TX/RX> GSM: 850/1900<TX/RX>
Antenna 1	LTE: B7/B38 <TX/RX>
Antenna 4	NR NSA: N7 <TX/RX> LTE: B7<TX/RX>
Antenna 5	NR NSA: N78 <TX/RX> LTE: B42 <TX/RX>
Antenna 6	Bluetooth <TX/RX> WIFI 2.4G<TX/RX> WIFI 5G<TX/RX>
NFC Antenna	NFC<TX/RX>

Note:

1. When uplink Inter-Band CA is active, LTE band 7 at top antenna 4 are limited to be used as anchor mode.
2. When EN-DC is active, LTE band 7 at top antenna 4 are limited to be used as anchor mode.