



FCC RF Test Report

APPLICANT : Motorola Mobility LLC
EQUIPMENT : Mobile Cellular Phone
BRAND NAME : Motorola
MODEL NAME : XT2163-4, XT2163DL
FCC ID : IHDT56ZX2
STANDARD : 47 CFR Part 2, 27(M)
CLASSIFICATION : PCS Licensed Transmitter Held to Ear (PCE)
TEST DATE(S) : Jun. 25, 2021 ~ Jul. 14, 2021

We, Sporton International (ShenZhen) Inc., would like to declare that the tested sample has been evaluated in accordance with the procedures given in ANSI C63.26-2015 and shown compliance with the applicable technical standards.

The test results in this report apply exclusively to the tested model / sample. Without written approval of Sporton International (ShenZhen) Inc., the test report shall not be reproduced except in full.

Reviewed by: Derreck Chen / Supervisor

Approved by: Eric Shih / Manager



Sporton International (ShenZhen) Inc.

1/F, 2/F, Bldg 5, Shiling Industrial Zone, Xinwei Village, Xili, Nanshan, Shenzhen, 518055

People's Republic of China



TABLE OF CONTENTS

REVISION HISTORY 3
SUMMARY OF TEST RESULT 4
1 GENERAL DESCRIPTION 5
1.1 Applicant 5
1.2 Manufacturer 5
1.3 Product Feature of Equipment Under Test 5
1.4 Product Specification of Equipment Under Test 6
1.5 Modification of EUT 6
1.6 Specification of Accessory 6
1.7 Maximum EIRP Power and Emission Designator 7
1.8 Testing Location 8
1.9 Test Software 8
1.10 Applicable Standards 8
2 TEST CONFIGURATION OF EQUIPMENT UNDER TEST 9
2.1 Test Mode 9
2.2 Connection Diagram of Test System 10
2.3 Support Unit used in test configuration and system 11
2.4 Measurement Results Explanation Example 11
2.5 Frequency List of Low/Middle/High Channels 12
3 CONDUCTED TEST ITEMS 14
3.1 Measuring Instruments 14
3.2 Test Setup 14
3.3 Test Result of Conducted Test 14
3.4 Conducted Output Power and EIRP 15
3.5 Peak-to-Average Ratio 16
3.6 Occupied Bandwidth 17
3.7 Conducted Band Edge 18
3.8 Conducted Spurious Emission 19
3.9 Frequency Stability 20
4 RADIATED TEST ITEMS 21
4.1 Measuring Instruments 21
4.2 Test Setup 21
4.3 Test Result of Radiated Test 22
4.4 Radiated Spurious Emission 23
5 LIST OF MEASURING EQUIPMENT 24
6 UNCERTAINTY OF EVALUATION 25
APPENDIX A. TEST RESULTS OF CONDUCTED TEST
APPENDIX B. TEST RESULTS OF RADIATED TEST
APPENDIX C. TEST SETUP PHOTOGRAPHS



REVISION HISTORY

| REPORT NO. | VERSION | DESCRIPTION | ISSUED DATE |
|------------|---------|-------------------------|---------------|
| FG151921C | Rev. 01 | Initial issue of report | Jul. 22, 2021 |
| | | | |
| | | | |
| | | | |
| | | | |
| | | | |
| | | | |
| | | | |
| | | | |
| | | | |
| | | | |
| | | | |
| | | | |
| | | | |
| | | | |
| | | | |
| | | | |
| | | | |
| | | | |



SUMMARY OF TEST RESULT

| Report Section | FCC Rule | Description | Limit | Result | Remark |
|----------------|-------------------------|--|-------------------------------------|--------|--|
| 3.4 | §2.1046 | Conducted Output Power | Reporting Only | PASS | - |
| | §27.50(h)(2) | Equivalent Isotropic Radiated Power (Band 7) (Band 38) (Band 41) | EIRP < 2Watt | PASS | - |
| 3.5 | N/A | Peak-to-Average Ratio | <13 dB | PASS | - |
| 3.6 | §2.1049 | Occupied Bandwidth | Reporting Only | PASS | - |
| 3.7 | §27.53(m)(4) | Conducted Band Edge Measurement (Band 7) (Band 38) (Band 41) | §27.53(m)(4) | PASS | - |
| 3.8 | §2.1051 §27.53(m)(4) | Conducted Spurious Emission (Band 7) (Band 38) (Band 41) | < 55+10log ₁₀ (P[Watts]) | PASS | - |
| 3.9 | §2.1055 §27.54 | Frequency Stability Temperature & Voltage | Within Authorized Band | PASS | - |
| 4.4 | §2.1053 §27.53(m)(4) | Radiated Spurious Emission (Band 7) (Band 38) (Band 41) | < 55+10log ₁₀ (P[Watts]) | PASS | Under limit 24.04 dB at 10336.360 MHz |

Declaration of Conformity:

The test results with all measurement uncertainty excluded are presented in accordance with the regulation limits or requirements declared by manufacturers.

Comments and Explanations:

The declared of product specification for EUT presented in the report are provided by the manufacturer, and the manufacturer takes all the responsibilities for the accuracy of product specification.



1 General Description

1.1 Applicant

Motorola Mobility LLC
222 W, Merchandise Mart Plaza, Chicago IL 60654 USA

1.2 Manufacturer

Motorola Mobility LLC
222 W, Merchandise Mart Plaza, Chicago IL 60654 USA

1.3 Product Feature of Equipment Under Test

| Product Feature | |
|-----------------|---|
| Equipment | Mobile Cellular Phone |
| Brand Name | Motorola |
| Model Name | XT2163-4, XT2163DL |
| FCC ID | IHDT56ZX2 |
| IMEI Code | Conducted: 352304800015109 Radiation: 352304800015778 for LTE Band 7 352304800015257 for LTE Band 41/41C |
| HW Version | DVT2 |
| SW Version | RRH31.Q3-36 |
| EUT Stage | Identical Prototype |

1.4 Product Specification of Equipment Under Test

| Standards-related Product Specification | |
|---|---|
| Tx Frequency | LTE Band 7 : 2500 MHz ~ 2570 MHz LTE Band 38 : 2570 MHz ~ 2620 MHz LTE Band 41 : 2496 MHz ~ 2690 MHz |
| Rx Frequency | LTE Band 7 : 2620 MHz ~ 2690 MHz LTE Band 38 : 2570 MHz ~ 2620 MHz LTE Band 41 : 2496 MHz ~ 2690 MHz |
| Bandwidth | LTE Band 7 : 5MHz / 10MHz / 15MHz / 20MHz LTE Band 38 : 5MHz / 10MHz / 15MHz / 20MHz LTE Band 41 : 5MHz / 10MHz / 15MHz / 20MHz |
| Maximum Output Power to Antenna | Bottom Antenna: LTE Band 7 : 22.77 dBm LTE Band 38 : 22.59 dBm LTE Band 41 : 25.78 dBm LTE Band 41C : 22.69 dBm |
| Antenna Gain | LTE Band 7/38/41 : -0.95 dBi |
| Type of Modulation | QPSK / 16QAM / 64QAM |

1.5 Modification of EUT

No modifications are made to the EUT during all test items.

1.6 Specification of Accessory

| Specification of Accessory | | | | |
|----------------------------|-------------------|---------------------|-------------------|------------|
| AC Adapter 1 | Brand Name | Motorola(Aohai) | Model Name | MC-101 |
| AC Adapter 2 | Brand Name | Motorola(Salcomp) | Model Name | MC-101 |
| AC Adapter 3 | Brand Name | Motorola(Chenyang) | Model Name | MC-101 |
| Battery | Brand Name | Motorola(ATL) | Model Name | NT40 |
| USB Cable 1 | Brand Name | Motorola(Saibao) | Model Name | SC18C24367 |
| USB Cable 2 | Brand Name | Motorola(Cabletech) | Model Name | SC18C49697 |
| USB Cable 3 | Brand Name | Motorola(Luxshare) | Model Name | SC18C24368 |



1.7 Maximum EIRP Power and Emission Designator

| LTE Band 7 | | QPSK | | 16QAM/64QAM | |
|----------------|-----------------------|-----------------|------------------------------|-----------------|------------------------------|
| BW (MHz) | Frequency Range (MHz) | Maximum EIRP(W) | Emission Designator (99%OBW) | Maximum EIRP(W) | Emission Designator (99%OBW) |
| 5 | 2502.5 ~ 2567.5 | 0.1514 | 4M50G7D | 0.1361 | 4M49W7D |
| 10 | 2505.0 ~ 2565.0 | 0.1517 | 9M05G7D | 0.1327 | 9M03W7D |
| 15 | 2507.5 ~ 2562.5 | 0.1510 | 13M5G7D | 0.1327 | 13M5W7D |
| 20 | 2510.0 ~ 2560.0 | 0.1521 | 17M9G7D | 0.1349 | 17M9W7D |
| LTE Band 38 | | QPSK | | 16QAM/64QAM | |
| BW (MHz) | Frequency Range (MHz) | Maximum EIRP(W) | Emission Designator (99%OBW) | Maximum EIRP(W) | Emission Designator (99%OBW) |
| 5 | 2572.5 ~ 2617.5 | 0.1426 | 4M50G7D | 0.1175 | 4M48W7D |
| 10 | 2575.0 ~ 2615.0 | 0.1452 | 9M03G7D | 0.1169 | 9M05W7D |
| 15 | 2577.5 ~ 2612.5 | 0.1445 | 13M5G7D | 0.1172 | 13M5W7D |
| 20 | 2580.0 ~ 2610.0 | 0.1459 | 17M9G7D | 0.1247 | 17M9W7D |
| LTE Band 41 | | QPSK | | 16QAM/64QAM | |
| BW (MHz) | Frequency Range (MHz) | Maximum EIRP(W) | Emission Designator (99%OBW) | Maximum EIRP(W) | Emission Designator (99%OBW) |
| 5 | 2498.5 ~ 2687.5 | 0.2999 | 4M50G7D | 0.2612 | 4M48W7D |
| 10 | 2501.0 ~ 2685.0 | 0.3034 | 9M03G7D | 0.2636 | 9M05W7D |
| 15 | 2503.5 ~ 2682.5 | 0.3034 | 13M5G7D | 0.2594 | 13M5W7D |
| 20 | 2506.0 ~ 2680.0 | 0.3041 | 17M9G7D | 0.2588 | 17M9W7D |
| LTE Band 41 CA | | QPSK | | 16QAM/64QAM | |
| BW (MHz) | | Maximum EIRP(W) | Emission Designator (99%OBW) | Maximum EIRP(W) | Emission Designator (99%OBW) |
| 10MHz+20MHz | | 0.1384 | 28M0G7D | 0.1091 | 27M9W7D |
| 15MHz+15MHz | | 0.1406 | 28M6G7D | 0.1180 | 28M8W7D |
| 15MHz+20MHz | | 0.1400 | 32M7G7D | 0.1099 | 32M9W7D |
| 20MHz+10MHz | | 0.1387 | 28M1G7D | 0.1285 | 28M2W7D |
| 20MHz+15MHz | | 0.1459 | 32M9G7D | 0.1074 | 32M8W7D |
| 20MHz+20MHz | | 0.1493 | 37M9G7D | 0.1081 | 37M8W7D |

Note: All modulations have been tested, and only the worst test results of PSK & QAM are shown in the report.



1.8 Testing Location

Sporton International (Shenzhen) Inc. is accredited to ISO/IEC 17025:2017 by American Association for Laboratory Accreditation with Certificate Number 5145.01.

| | | | |
|---------------------------|---|----------------------------|---------------------------------------|
| Test Firm | Sporton International (Shenzhen) Inc. | | |
| Test Site Location | 1/F, 2/F, Bldg 5, Shiling Industrial Zone, Xinwei Village, Xili, Nanshan, Shenzhen, 518055 People's Republic of China TEL: +86-755-86379589 FAX: +86-755-86379595 | | |
| Test Site No. | Sporton Site No. | FCC Designation No. | FCC Test Firm Registration No. |
| | TH01-SZ | CN1256 | 421272 |

| | | | |
|---------------------------|---|----------------------------|---------------------------------------|
| Test Firm | Sporton International (Shenzhen) Inc. | | |
| Test Site Location | 101, 1st Floor, Block B, Building 1, No. 2, Tengfeng 4th Road, Fenghuang Community, Fuyong Street, Baoan District, Shenzhen City Guangdong Province China 518103 TEL: +86-755-33202398 | | |
| Test Site No. | Sporton Site No. | FCC Designation No. | FCC Test Firm Registration No. |
| | 03CH03-SZ | CN1256 | 421272 |

1.9 Test Software

| Item | Site | Manufacture | Name | Version |
|------|-----------|-------------|------|-------------|
| 1. | 03CH03-SZ | AUDIX | E3 | 6.2009-8-24 |

1.10 Applicable Standards

According to the specifications of the manufacturer, the EUT must comply with the requirements of the following standards:

- ♦ 47 CFR Part 2, 27(M)
- ♦ ANSI C63.26-2015
- ♦ FCC KDB 971168 D01 Power Meas License Digital Systems v03r01
- ♦ FCC KDB 412172 D01 Determining ERP and EIRP v01r01

Remark:

1. All test items were verified and recorded according to the standards and without any deviation during the test.
2. This EUT has also been tested and complied with the requirements of FCC Part 15, Subpart B, recorded in a separate test report.



2 Test Configuration of Equipment Under Test

2.1 Test Mode

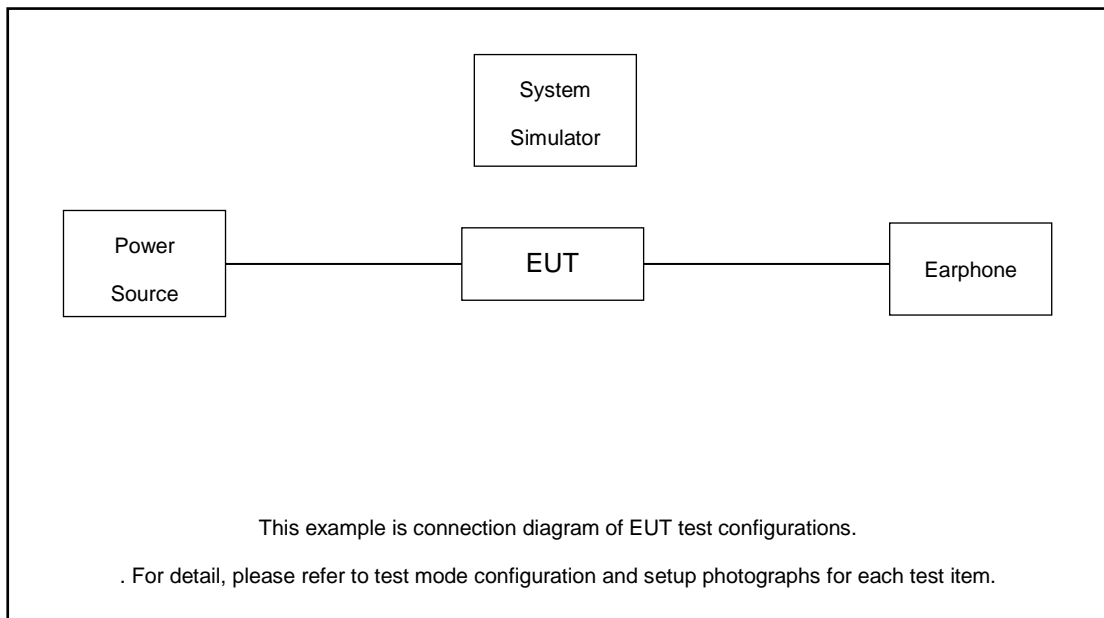
Antenna port conducted and radiated test items listed below are performed according to KDB 971168 D01 Power Meas License Digital Systems v03r01 with maximum output power.

Radiated measurements are performed by rotating the EUT in three different orthogonal test planes to find the maximum emission.

| Test Items | Band | Bandwidth (MHz) | | | | | | Modulation | | | RB # | | | Test Channel | | | | |
|-----------------------------|---|-----------------|---|---|----|----|----|------------|-------|-------|------|------|------|--------------|---|---|---|--|
| | | 1.4 | 3 | 5 | 10 | 15 | 20 | QPSK | 16QAM | 64QAM | 1 | Half | Full | L | M | H | | |
| Max. Output Power | 7 | - | - | v | v | v | v | v | v | v | v | v | v | v | v | v | | |
| | 38 | - | - | v | v | v | v | v | v | v | v | v | v | v | v | v | | |
| | 41 | - | - | v | v | v | v | v | v | v | v | v | v | v | v | v | | |
| Peak-to-Average Ratio | 7 | - | - | | | | v | v | v | v | v | | v | v | v | v | | |
| | 41 | - | - | | | | v | v | v | v | v | | v | v | v | v | | |
| 26dB and 99% Bandwidth | 7 | - | - | v | v | v | v | v | v | v | | | v | v | v | v | | |
| | 41 | - | - | v | v | v | v | v | v | v | | | v | v | v | v | | |
| Conducted Band Edge | 7 | - | - | v | v | v | v | v | v | v | v | | v | v | | v | | |
| | 41 | - | - | v | v | v | v | v | v | v | v | | v | v | | v | | |
| Conducted Spurious Emission | 7 | - | - | v | v | v | v | v | v | v | v | | | v | v | v | | |
| | 41 | - | - | v | v | v | v | v | v | v | v | | | v | v | v | | |
| Frequency Stability | 7 | - | - | | v | | | v | | | | | v | | v | | | |
| | 41 | - | - | | v | | | v | | | | | v | | v | | | |
| E.R.P / E.I.R.P | 7 | - | - | v | v | v | v | v | v | v | v | | | v | v | v | | |
| | 41 | - | - | v | v | v | v | v | v | v | v | | | v | v | v | | |
| Radiated Spurious Emission | 7 | Worst Case | | | | | | | | | | | | | | | v | |
| | 41 | Worst Case | | | | | | | | | | | | | | | v | |
| Note | <ol style="list-style-type: none"> The mark "v" means that this configuration is chosen for testing The mark "-" means that this bandwidth is not supported. The device is investigated from 30MHz to 10 times of fundamental signal for radiated spurious emission test under different RB size/offset and modulations in exploratory test. Subsequently, only the worst case emissions are reported. LTE Band 41 overlaps the entire frequency range of LTE Band 38. Therefore, the test results provided in this report covers Band 41 as well as Band 38 for RSE testing. | | | | | | | | | | | | | | | | | |

| Test Items | Band | Bandwidth (MHz) | | | | | | | | | | Modulation | | | RB # | | | Test Channel | | |
|-----------------------------|--|-----------------|-------|-------|-------|-------|------|------|-------|-------|-------|------------|-------|-------|------|------|------|--------------|---|---|
| | | 20+20 | 20+15 | 15+20 | 20+10 | 10+20 | 20+5 | 5+20 | 15+15 | 15+10 | 10+15 | QPSK | 16QAM | 64QAM | 1 | Half | Full | L | M | H |
| Max. Output Power | 41C_CA | v | v | v | v | v | | | v | | | v | v | v | v | v | v | v | v | v |
| 26dB and 99% Bandwidth | 41C_CA | v | v | v | v | v | | | v | | | v | v | v | | | v | v | v | v |
| Conducted Band Edge | 41C_CA | v | v | v | v | v | | | v | | | v | v | v | v | | v | v | | v |
| Conducted Spurious Emission | 41C_CA | v | v | v | v | v | | | v | | | v | v | v | v | | | v | v | v |
| E.I.R.P. | 41C_CA | v | v | v | v | v | | | v | | | v | v | v | v | | | v | v | v |
| Radiated Spurious Emission | 41C_CA | Worst Case | | | | | | | | | | | | | | | | | | v |
| Note | 1. The mark "v" means that this configuration is chosen for testing 2. The mark "-" means that this bandwidth is not supported. 3. The device is investigated from 30MHz to 10 times of fundamental signal for radiated spurious emission test under different RB size/offset and modulations in exploratory test. Subsequently, only the worst case emissions are reported. | | | | | | | | | | | | | | | | | | | |

2.2 Connection Diagram of Test System



The EUT has been configuration operated in a manner tended to maximize its emission characteristics in a typical application.



2.3 Support Unit used in test configuration and system

| Item | Equipment | Trade Name | Model No. | FCC ID | Data Cable | Power Cord |
|------|------------------|------------|-----------|--------|------------|-------------------|
| 1. | Power Supply | GWINSTEK | PSS-2002 | N/A | N/A | Unshielded, 1.8 m |
| 2. | LTE Base Station | Anritsu | MT8820C | N/A | N/A | Unshielded, 1.8 m |
| 3. | Earphone | MOTO | S88731AA1 | N/A | N/A | Unshielded, 1.2 m |

2.4 Measurement Results Explanation Example

For all conducted test items:

The offset level is set in the spectrum analyzer to compensate the RF cable loss and attenuator factor between EUT conducted output port and spectrum analyzer. With the offset compensation, the spectrum analyzer reading level is exactly the EUT RF output level.

The spectrum analyzer offset is derived from RF cable loss and attenuator factor.

Offset = RF cable loss + attenuator factor.

Following shows an offset computation example with cable loss 5.0 dB and 10dB attenuator.

Example :

$$\begin{aligned} \text{Offset(dB)} &= \text{RF cable loss(dB)} + \text{attenuator factor(dB)}. \\ &= 5.0 + 10 = 15.0 \text{ (dB)} \end{aligned}$$



2.5 Frequency List of Low/Middle/High Channels

| LTE Band 7 Channel and Frequency List | | | | |
|---------------------------------------|------------------------|--------|--------|---------|
| BW [MHz] | Channel/Frequency(MHz) | Lowest | Middle | Highest |
| 20 | Channel | 20850 | 21100 | 21350 |
| | Frequency | 2510 | 2535 | 2560 |
| 15 | Channel | 20825 | 21100 | 21375 |
| | Frequency | 2507.5 | 2535 | 2562.5 |
| 10 | Channel | 20800 | 21100 | 21400 |
| | Frequency | 2505 | 2535 | 2565 |
| 5 | Channel | 20775 | 21100 | 21425 |
| | Frequency | 2502.5 | 2535 | 2567.5 |

| LTE Band 38 Channel and Frequency List | | | | |
|--|------------------------|--------|--------|---------|
| BW [MHz] | Channel/Frequency(MHz) | Lowest | Middle | Highest |
| 20 | Channel | 37850 | 38000 | 38150 |
| | Frequency | 2580 | 2595 | 2610 |
| 15 | Channel | 37825 | 38000 | 38175 |
| | Frequency | 2577.5 | 2595 | 2612.5 |
| 10 | Channel | 37800 | 38000 | 38200 |
| | Frequency | 2575 | 2595 | 2615 |
| 5 | Channel | 37775 | 38000 | 38225 |
| | Frequency | 2572.5 | 2595 | 2617.5 |

| LTE Band 41 Channel and Frequency List | | | | |
|--|------------------------|--------|--------|---------|
| BW [MHz] | Channel/Frequency(MHz) | Lowest | Middle | Highest |
| 20 | Channel | 39750 | 40620 | 41490 |
| | Frequency | 2506 | 2593 | 2680 |
| 15 | Channel | 39725 | 40620 | 41515 |
| | Frequency | 2503.5 | 2593 | 2682.5 |
| 10 | Channel | 39700 | 40620 | 41540 |
| | Frequency | 2501 | 2593 | 2685 |
| 5 | Channel | 39675 | 40620 | 41565 |
| | Frequency | 2498.5 | 2593 | 2687.5 |



| LTE Band 41C_CA Channel and Frequency List | | | | | |
|--|------------------------|-----------|--------|--------|---------|
| BW [MHz] | Channel/Frequency(MHz) | | Lowest | Middle | Highest |
| 20 + 20 | PCC | Channel | 39750 | 40521 | 41292 |
| | | Frequency | 2506.0 | 2583.1 | 2660.2 |
| | SCC | Channel | 39948 | 40719 | 41490 |
| | | Frequency | 2525.8 | 2602.9 | 2680.0 |
| 20 + 15 | PCC | Channel | 39750 | 40546 | 41341 |
| | | Frequency | 2506.0 | 2585.6 | 2665.1 |
| | SCC | Channel | 39921 | 40717 | 41512 |
| | | Frequency | 2523.1 | 2602.7 | 2682.2 |
| 15 + 20 | PCC | Channel | 39728 | 40523 | 41319 |
| | | Frequency | 2503.8 | 2593.3 | 2662.9 |
| | SCC | Channel | 39899 | 40694 | 41490 |
| | | Frequency | 2520.9 | 2600.4 | 2680.0 |
| 20 + 10 | PCC | Channel | 39750 | 40571 | 41391 |
| | | Frequency | 2506.0 | 2588.1 | 2670.1 |
| | SCC | Channel | 39894 | 40715 | 41535 |
| | | Frequency | 2520.4 | 2602.5 | 2684.5 |
| 10 + 20 | PCC | Channel | 39705 | 40526 | 41346 |
| | | Frequency | 2501.5 | 2583.6 | 2665.6 |
| | SCC | Channel | 39849 | 40670 | 41490 |
| | | Frequency | 2515.9 | 2598.0 | 2680.0 |
| 15 + 15 | PCC | Channel | 39725 | 40545 | 41365 |
| | | Frequency | 2503.5 | 2585.5 | 2667.5 |
| | SCC | Channel | 39875 | 40695 | 41515 |
| | | Frequency | 2518.5 | 2600.5 | 2682.5 |

3 Conducted Test Items

3.1 Measuring Instruments

See list of measuring instruments of this test report.

3.2 Test Setup

3.2.1 Conducted Output Power



3.2.2 Peak-to-Average Ratio, Occupied Bandwidth ,Conducted Band-Edge and Conducted Spurious Emission



3.2.3 Frequency Stability



3.3 Test Result of Conducted Test

Please refer to Appendix A.



3.4 Conducted Output Power and EIRP

3.4.1 Description of the Conducted Output Power Measurement and EIRP Measurement

A system simulator was used to establish communication with the EUT. Its parameters were set to force the EUT transmitting at maximum output power. The measured power in the radio frequency on the transmitter output terminals shall be reported.

The EIRP of mobile transmitters must not exceed 2 Watts for LTE Band 7 and Band 38 and Band 41.

According to KDB 412172 D01 Power Approach,

$EIRP = P_T + G_T - L_C$, $ERP = EIRP - 2.15$, where

P_T = transmitter output power in dBm

G_T = gain of the transmitting antenna in dBi

L_C = signal attenuation in the connecting cable between the transmitter and antenna in dB

3.4.2 Test Procedures

1. The testing follows ANSI C63.26 Section 5.2
2. The transmitter output port was connected to the system simulator.
3. Set EUT at maximum power through the system simulator.
4. Select lowest, middle, and highest channels for each band and different modulation.
5. Measure and record the power level from the system simulator.



3.5 Peak-to-Average Ratio

3.5.1 Description of the PAR Measurement

Power Complementary Cumulative Distribution Function (CCDF) curves provide a means for characterizing the power peaks of a digitally modulated signal on a statistical basis. A CCDF curve depicts the probability of the peak signal amplitude exceeding the average power level. Most contemporary measurement instrumentation include the capability to produce CCDF curves for an input signal provided that the instrument's resolution bandwidth can be set wide enough to accommodate the entire input signal bandwidth. In measuring transmissions in this band using an average power technique, the peak-to-average ratio (PAR) of the transmission may not exceed 13 dB.

3.5.2 Test Procedures

1. The testing follows ANSI C63.26 Section 5.2.3.4 (CCDF).
2. The EUT was connected to spectrum and system simulator via a power divider.
3. Set the CCDF (Complementary Cumulative Distribution Function) option in spectrum analyzer.
4. The highest RF powers were measured and recorded the maximum PAPR level associated with a probability of 0.1 %.
5. Record the deviation as Peak to Average Ratio.



3.6 Occupied Bandwidth

3.6.1 Description of Occupied Bandwidth Measurement

The occupied bandwidth is the width of a frequency band such that, below the lower and above the upper frequency limits, the mean powers emitted are each equal to a specified percentage 0.5% of the total mean transmitted power.

The 26 dB emission bandwidth is defined as the frequency range between two points, one above and one below the carrier frequency, at which the spectral density of the emission is attenuated 26 dB below the maximum in-band spectral density of the modulated signal. Spectral density (power per unit bandwidth) is to be measured with a detector of resolution bandwidth equal to approximately 1.0% of the emission bandwidth.

3.6.2 Test Procedures

1. The testing follows ANSI C63.26 Section 5.4
2. The EUT was connected to spectrum analyzer and system simulator via a power divider.
3. The spectrum analyzer center frequency is set to the nominal EUT channel center frequency. The span range for the spectrum analyzer shall be between two and five times the anticipated OBW.
4. The nominal resolution bandwidth (RBW) shall be in the range of 1 to 5 % of the anticipated OBW, and the VBW shall be at least 3 times the RBW.
5. Set the detection mode to peak, and the trace mode to max hold.
6. Determine the reference value: Set the EUT to transmit a modulated signal. Allow the trace to stabilize. Set the spectrum analyzer marker to the highest level of the displayed trace.
(this is the reference value)
7. Determine the “-26 dB down amplitude” as equal to (Reference Value – X).
8. Place two markers, one at the lowest and the other at the highest frequency of the envelope of the spectral display such that each marker is at or slightly below the “-X dB down amplitude” determined in step 6. If a marker is below this “-X dB down amplitude” value it shall be placed as close as possible to this value. The OBW is the positive frequency difference between the two markers.
9. Use the 99 % power bandwidth function of the spectrum analyzer and report the measured bandwidth.



3.7 Conducted Band Edge

3.7.1 Description of Conducted Band Edge Measurement

27.53(m)(4)

For mobile digital stations, the attenuation factor shall be not less than $40 + 10 \log (P)$ dB on all frequencies between the channel edge and 5 megahertz from the channel edge, $43 + 10 \log (P)$ dB on all frequencies between 5 megahertz and X megahertz from the channel edge, and $55 + 10 \log (P)$ dB on all frequencies more than X megahertz from the channel edge, where X is the greater of 6 megahertz or the actual emission bandwidth as defined in paragraph (m)(6) of this section. In addition, the attenuation factor shall not be less that $43 + 10 \log (P)$ dB on all frequencies between 2490.5 MHz and 2496 MHz and $55 + 10 \log (P)$ dB at or below 2490.5 MHz. Mobile Satellite Service licensees operating on frequencies below 2495 MHz may also submit a documented interference complaint against BRS licensees operating on channel BRS Channel 1 on the same terms and conditions as adjacent channel BRS or EBS licensees.

3.7.2 Test Procedures

1. The testing follows ANSI C63.26 section 5.7
2. The EUT was connected to spectrum analyzer and system simulator via a power divider.
3. The band edges of low and high channels for the highest RF powers were measured.
4. Set RBW \geq 1% EBW in the 1MHz band immediately outside and adjacent to the band edge.
5. Beyond the 1 MHz band from the band edge, RBW=1MHz was used.
6. Set spectrum analyzer with RMS detector.
7. The RF fundamental frequency should be excluded against the limit line in the operating frequency band.
8. Checked that all the results comply with the emission limit line.

Example:

The limit line is derived from $43 + 10\log(P)$ dB below the transmitter power P(Watts)
 $= P(W) - [43 + 10\log(P)]$ (dB)
 $= [30 + 10\log(P)]$ (dBm) - $[43 + 10\log(P)]$ (dB) = -13dBm.

9. For LTE Band 7, 38, 41, the other 40 dB, and 55 dB have additionally applied same calculation above.



3.8 Conducted Spurious Emission

3.8.1 Description of Conducted Spurious Emission Measurement

The power of any emission outside of the authorized operating frequency ranges must be lower than the transmitter power (P) by a factor of at least $43 + 10 \log (P)$ dB.

For Band 7,38,41:

The power of any emission outside of the authorized operating frequency ranges must be lower than the transmitter power (P) by a factor of at least $55 + 10 \log (P)$ dB.

It is measured by means of a calibrated spectrum analyzer and scanned from 30 MHz up to a frequency including its 10th harmonic.

3.8.2 Test Procedures

1. The testing follows ANSI C63.26 section 5.7
2. The EUT was connected to spectrum analyzer and system simulator via a power divider.
3. The RF output of EUT was connected to the spectrum analyzer by RF cable and attenuator. The path loss was compensated to the results for each measurement.
4. The middle channel for the highest RF power within the transmitting frequency was measured.
5. The conducted spurious emission for the whole frequency range was taken.
6. Make the measurement with the spectrum analyzer's RBW = 1MHz, VBW = 3MHz.
7. Set spectrum analyzer with RMS detector.
8. Taking the record of maximum spurious emission.
9. The RF fundamental frequency should be excluded against the limit line in the operating frequency band.
10. The limit line is derived from $43 + 10\log(P)$ dB below the transmitter power P(Watts)
 $= P(W) - [43 + 10\log(P)]$ (dB)
 $= [30 + 10\log(P)]$ (dBm) - $[43 + 10\log(P)]$ (dB)
 $= -13$ dBm.
11. For Band 7, 38, 41
The limit line is derived from $55 + 10\log(P)$ dB below the transmitter power P(Watts)
 $= P(W) - [55 + 10\log(P)]$ (dB)
 $= [30 + 10\log(P)]$ (dBm) - $[55 + 10\log(P)]$ (dB)
 $= -25$ dBm.



3.9 Frequency Stability

3.9.1 Description of Frequency Stability Measurement

The frequency stability shall be measured by variation of ambient temperature and variation of primary supply voltage to ensure that the fundamental emission stays within the authorized frequency block. The frequency stability of the transmitter shall be maintained within $\pm 0.00025\%$ ($\pm 2.5\text{ppm}$) of the center frequency.

3.9.2 Test Procedures for Temperature Variation

1. The testing follows ANSI C63.26 section 5.6.4
2. The EUT was set up in the thermal chamber and connected with the system simulator.
3. With power OFF, the temperature was decreased to -30°C and the EUT was stabilized before testing. Power was applied and the maximum change in frequency was recorded within one minute.
4. With power OFF, the temperature was raised in 10°C step up to 50°C . The EUT was stabilized at each step for at least half an hour. Power was applied and the maximum frequency change was recorded within one minute.

3.9.3 Test Procedures for Voltage Variation

1. The testing follows ANSI C63.26 section 5.6.5
2. The EUT was placed in a temperature chamber at $20\pm 5^{\circ}\text{C}$ and connected with the system simulator.
3. The power supply voltage to the EUT was varied from 85% to 115% of the nominal value for other than hand carried battery equipment.
4. For hand carried, battery powered equipment, reduce the primary ac or dc supply voltage to the battery operating end point, which shall be specified by the manufacturer.
5. The variation in frequency was measured for the worst case.

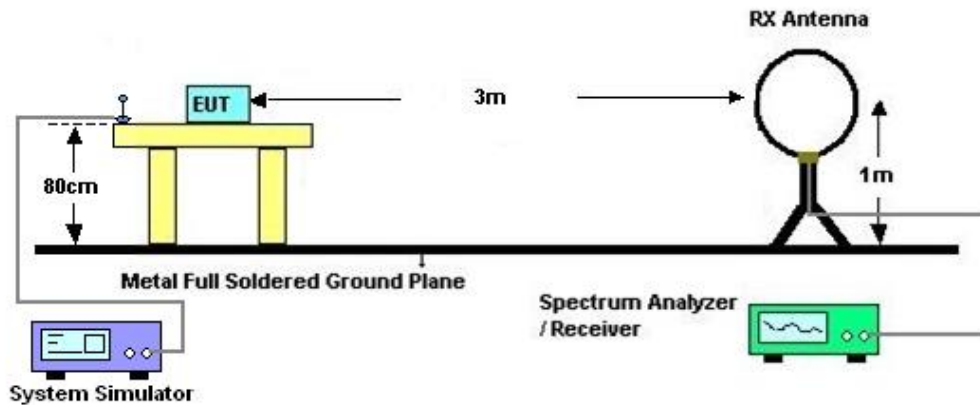
4 Radiated Test Items

4.1 Measuring Instruments

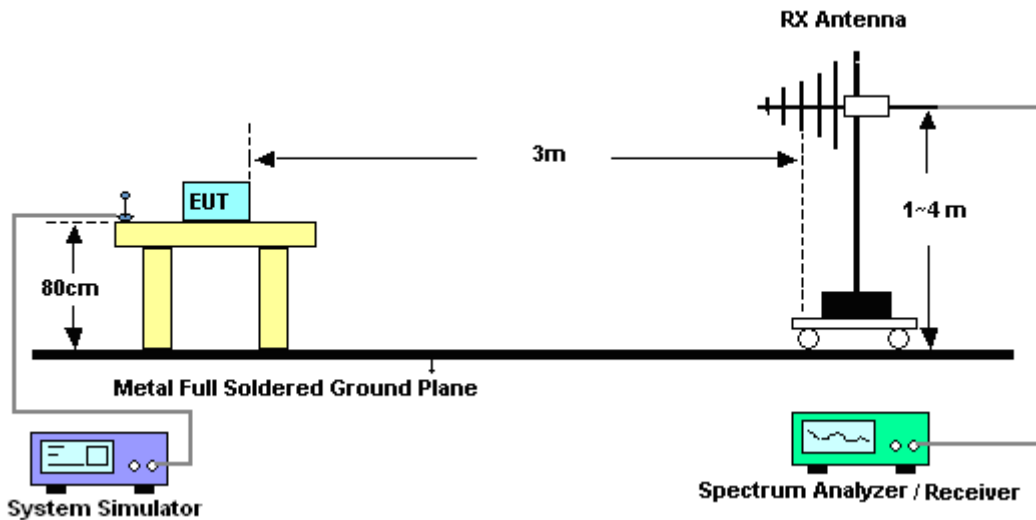
See list of measuring instruments of this test report.

4.2 Test Setup

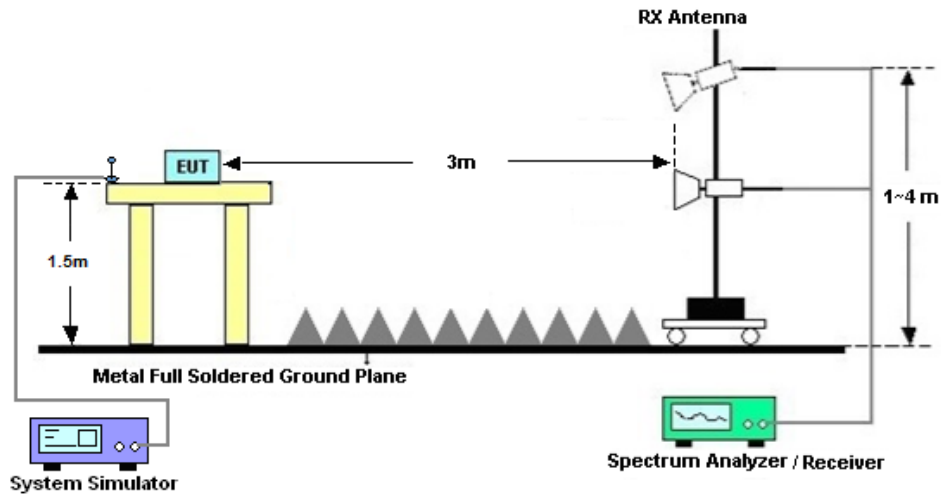
4.2.1 For radiated test below 30MHz



4.2.2 For radiated test from 30MHz to 1GHz



4.2.3 For radiated test above 1GHz



4.3 Test Result of Radiated Test

The low frequency, which started from 9 kHz to 30MHz, was pre-scanned and the result which was 20dB lower than the limit line was not reported.

Please refer to Appendix B.



4.4 Radiated Spurious Emission

4.4.1 Description of Radiated Spurious Emission

The radiated spurious emission was measured by substitution method according to ANSI C63.26. The power of any emission outside of the authorized operating frequency ranges must be attenuated below the transmitter power (P) by a factor of at least $43 + 10 \log (P)$ dB.

For Band 7, 38, 41

The power of any emission outside of the authorized operating frequency ranges must be attenuated below the transmitter power (P) by a factor of at least $55 + 10 \log (P)$ dB.

The spectrum is scanned from 30 MHz up to a frequency including its 10th harmonic.

4.4.2 Test Procedures

1. The testing follows ANSI C63.26 Section 5.5
2. The EUT was placed on a turntable with 0.8 meter height for frequency below 1GHz and 1.5 meter height for frequency above 1GHz respectively above ground.
3. The EUT was set 3 meters from the receiving antenna mounted on the antenna tower.
4. The table was rotated 360 degrees to determine the position of the highest spurious emission.
5. The height of the receiving antenna is varied between 1m to 4m to search the maximum spurious emission for both horizontal and vertical polarizations.
6. During the measurement, the system simulator parameters were set to force the EUT transmitting at maximum output power.
7. Make the measurement with the spectrum analyzer's RBW = 1MHz, VBW = 3MHz, taking the record of maximum spurious emission.
8. A horn antenna was substituted in place of the EUT and was driven by a signal generator.
9. Tune the output power of signal generator to the same emission level with EUT maximum spurious emission.
10. $EIRP (dBm) = S.G. Power - Tx Cable Loss + Tx Antenna Gain$
11. $ERP (dBm) = EIRP - 2.15$
12. The RF fundamental frequency should be excluded against the limit line in the operating frequency band.

The limit line is derived from $43 + 10\log(P)$ dB below the transmitter power P(Watts)
 $= P(W) - [43 + 10\log(P)] (dB)$
 $= [30 + 10\log(P)] (dBm) - [43 + 10\log(P)] (dB)$
 $= -13dBm.$

13. For Band 7, 38, 41:

The limit line is derived from $55 + 10\log(P)$ dB below the transmitter power P(Watts)



5 List of Measuring Equipment

| Instrument | Manufacturer | Model No. | Serial No. | Characteristics | Calibration Date | Test Date | Due Date | Remark |
|---------------------------|------------------------------|-------------------|--------------------|-----------------|------------------|---------------------------------|---------------|-----------------------|
| Spectrum Analyzer | R&S | FSV40 | 101078 | 10Hz~40GHz | Apr. 08, 2021 | Jun. 25, 2021~ Jul. 07, 2021 | Apr. 07, 2022 | Conducted (TH01-SZ) |
| DC Power Supply | TTI | PL330P | 290070 | Max 32V · 3A | Oct. 15, 2020 | Jun. 25, 2021~ Jul. 07, 2021 | Oct. 14, 2021 | Conducted (TH01-SZ) |
| Power Divider | TOJOIN | PS-2SM-04 265 | 60.06.020.007 7 | 0.4GHz~26.5GHz | Dec. 26, 2020 | Jun. 25, 2021~ Jul. 07, 2021 | Dec. 25, 2021 | Conducted (TH01-SZ) |
| Thermal Chamber | Ten Billion Hongzhangroup | LP-150U | H2014081803 | -40~+150°C | Jul. 22, 2020 | Jun. 25, 2021~ Jul. 07, 2021 | Jul. 21, 2021 | Conducted (TH01-SZ) |
| EMI Test Receiver&SA | KEYSIGHT | N9038A | MY54450083 | 20Hz~8.4GHz | Apr. 17, 2021 | Jul. 14, 2021 | Apr. 16, 2022 | Radiation (03CH03-SZ) |
| Loop Antenna | R&S | HFH2-Z2 | 100354 | 9kHz~30MHz | Jun. 22, 2020 | Jul. 14, 2021 | Jun. 21, 2022 | Radiation (03CH03-SZ) |
| EXA Spectrum Analyzer | KEYSIGHT | N9010A | MY55150246 | 10Hz~44GHz; | Apr. 17, 2021 | Jul. 14, 2021 | Apr. 16, 2022 | Radiation (03CH03-SZ) |
| Bilog Antenna | TeseQ | CBL6112D | 35408 | 30MHz~2GHz | Jun. 21, 2021 | Jul. 14, 2021 | Jun. 20, 2022 | Radiation (03CH03-SZ) |
| Double Ridge Horn Antenna | SCHWARZBECK | BBHA9120D | 9120D-1355 | 1GHz~18GHz | Apr. 25, 2021 | Jul. 14, 2021 | Apr. 24, 2022 | Radiation (03CH03-SZ) |
| Amplifier | Burgeon | BPA-530 | 102211 | 0.01Hz ~3000MHz | Oct. 17, 2020 | Jul. 14, 2021 | Oct. 16, 2021 | Radiation (03CH03-SZ) |
| HF Amplifier | MITEQ | TTA1840-35 -HG | 1871923 | 18GHz~40GHz | Jul. 21, 2020 | Jul. 14, 2021 | Jul. 20, 2021 | Radiation (03CH03-SZ) |
| SHF-EHF Horn | com-power | AH-840 | 101071 | 18Ghz-40GHz | Apr. 23, 2021 | Jul. 14, 2021 | Apr. 22, 2022 | Radiation (03CH03-SZ) |
| Amplifier | Agilent Technologies | 83017A | MY39501302 | 500MHz~26.5GHz | Dec. 25, 2020 | Jul. 14, 2021 | Dec. 24, 2021 | Radiation (03CH03-SZ) |
| AC Power Source | Chroma | 61601 | 616010001985 | N/A | NCR | Jul. 14, 2021 | NCR | Radiation (03CH03-SZ) |
| Turn Table | EM | EM1000 | N/A | 0~360 degree | NCR | Jul. 14, 2021 | NCR | Radiation (03CH03-SZ) |
| Antenna Mast | EM | EM1000 | N/A | 1 m~4 m | NCR | Jul. 14, 2021 | NCR | Radiation (03CH03-SZ) |

NCR: No Calibration Required



6 Uncertainty of Evaluation

The measurement uncertainties shown below were calculated in accordance with the requirements of ANSI 63.26-2015. All the measurement uncertainty value were shown with a coverage K=2 to indicate 95% level of confidence. The measurement data show herein meets or exceeds the CISPR measurement uncertainty values specified in CISPR 16-4-2 and can be compared directly to specified limit to determine compliance.

Uncertainty of Radiated Emission Measurement (30 MHz ~ 1000 MHz)

| | |
|---|-------|
| Measuring Uncertainty for a Level of Confidence of 95% (U = 2Uc(y)) | 3.0dB |
|---|-------|

Uncertainty of Radiated Emission Measurement (1 GHz ~ 18 GHz)

| | |
|---|-------|
| Measuring Uncertainty for a Level of Confidence of 95% (U = 2Uc(y)) | 3.6dB |
|---|-------|

Uncertainty of Radiated Emission Measurement (18 GHz ~ 40 GHz)

| | |
|---|-------|
| Measuring Uncertainty for a Level of Confidence of 95% (U = 2Uc(y)) | 3.8dB |
|---|-------|



Appendix A. Test Results of Conducted Test

Conducted Output Power(Average power)

LTE Band 7:

| BW [MHz] | Modulation | RB Size | RB Offset | Power Low Ch. / Freq. | Power Middle Ch. / Freq. | Power High Ch. / Freq. |
|-----------------|------------|---------|-----------|-----------------------|--------------------------|------------------------|
| Channel | | | | 20850 | 21100 | 21350 |
| Frequency (MHz) | | | | 2510 | 2535 | 2560 |
| 20 | QPSK | 1 | 0 | 22.77 | 22.60 | 22.62 |
| 20 | QPSK | 1 | 49 | 22.67 | 22.52 | 22.53 |
| 20 | QPSK | 1 | 99 | 22.65 | 22.71 | 22.64 |
| 20 | QPSK | 50 | 0 | 21.66 | 21.83 | 21.85 |
| 20 | QPSK | 50 | 24 | 21.88 | 21.85 | 21.87 |
| 20 | QPSK | 50 | 50 | 21.79 | 21.84 | 21.85 |
| 20 | QPSK | 100 | 0 | 21.81 | 21.80 | 21.80 |
| 20 | 16QAM | 1 | 0 | 21.72 | 22.12 | 21.77 |
| 20 | 16QAM | 1 | 49 | 21.86 | 21.90 | 21.76 |
| 20 | 16QAM | 1 | 99 | 21.83 | 22.24 | 22.25 |
| 20 | 16QAM | 50 | 0 | 20.77 | 20.88 | 20.83 |
| 20 | 16QAM | 50 | 24 | 20.79 | 20.88 | 20.95 |
| 20 | 16QAM | 50 | 50 | 20.74 | 20.80 | 20.87 |
| 20 | 16QAM | 100 | 0 | 20.70 | 20.84 | 20.89 |
| 20 | 64QAM | 1 | 0 | 20.76 | 20.83 | 20.93 |
| 20 | 64QAM | 1 | 49 | 21.17 | 21.02 | 21.30 |
| 20 | 64QAM | 1 | 99 | 20.68 | 21.03 | 20.84 |
| 20 | 64QAM | 50 | 0 | 19.79 | 19.83 | 19.93 |
| 20 | 64QAM | 50 | 24 | 19.85 | 19.77 | 19.83 |
| 20 | 64QAM | 50 | 50 | 19.83 | 19.83 | 19.90 |
| 20 | 64QAM | 100 | 0 | 19.76 | 19.86 | 19.93 |
| Channel | | | | 20825 | 21100 | 21375 |
| Frequency (MHz) | | | | 2507.5 | 2535 | 2562.5 |
| 15 | QPSK | 1 | 0 | 22.65 | 22.55 | 22.62 |
| 15 | QPSK | 1 | 37 | 22.62 | 22.66 | 22.73 |
| 15 | QPSK | 1 | 74 | 22.62 | 22.65 | 22.74 |
| 15 | QPSK | 36 | 0 | 21.75 | 21.75 | 21.86 |
| 15 | QPSK | 36 | 20 | 21.77 | 21.75 | 21.90 |
| 15 | QPSK | 36 | 39 | 21.79 | 21.78 | 21.88 |
| 15 | QPSK | 75 | 0 | 21.74 | 21.76 | 21.87 |
| 15 | 16QAM | 1 | 0 | 21.90 | 21.84 | 21.91 |
| 15 | 16QAM | 1 | 37 | 22.09 | 22.13 | 22.18 |
| 15 | 16QAM | 1 | 74 | 21.91 | 21.97 | 22.03 |
| 15 | 16QAM | 36 | 0 | 20.74 | 20.74 | 20.85 |
| 15 | 16QAM | 36 | 20 | 20.75 | 20.75 | 20.87 |
| 15 | 16QAM | 36 | 39 | 20.76 | 20.75 | 20.86 |
| 15 | 16QAM | 75 | 0 | 20.74 | 20.77 | 20.89 |
| 15 | 64QAM | 1 | 0 | 20.87 | 20.81 | 20.80 |



| | | | | | | |
|-----------------|-------|----|----|--------|-------|--------|
| 15 | 64QAM | 1 | 37 | 21.04 | 21.05 | 21.18 |
| 15 | 64QAM | 1 | 74 | 20.83 | 21.01 | 20.97 |
| 15 | 64QAM | 36 | 0 | 19.76 | 19.75 | 19.85 |
| 15 | 64QAM | 36 | 20 | 19.79 | 19.77 | 19.89 |
| 15 | 64QAM | 36 | 39 | 19.80 | 19.78 | 19.87 |
| 15 | 64QAM | 75 | 0 | 19.74 | 19.75 | 19.86 |
| Channel | | | | 20800 | 21100 | 21400 |
| Frequency (MHz) | | | | 2505 | 2535 | 2565 |
| 10 | QPSK | 1 | 0 | 22.69 | 22.64 | 22.71 |
| 10 | QPSK | 1 | 25 | 22.58 | 22.62 | 22.76 |
| 10 | QPSK | 1 | 49 | 22.63 | 22.68 | 22.76 |
| 10 | QPSK | 25 | 0 | 21.77 | 21.78 | 21.95 |
| 10 | QPSK | 25 | 12 | 21.82 | 21.79 | 21.92 |
| 10 | QPSK | 25 | 25 | 21.84 | 21.80 | 21.94 |
| 10 | QPSK | 50 | 0 | 21.80 | 21.80 | 21.94 |
| 10 | 16QAM | 1 | 0 | 21.97 | 21.90 | 21.98 |
| 10 | 16QAM | 1 | 25 | 22.05 | 22.08 | 22.18 |
| 10 | 16QAM | 1 | 49 | 21.93 | 21.96 | 22.04 |
| 10 | 16QAM | 25 | 0 | 20.78 | 20.82 | 20.93 |
| 10 | 16QAM | 25 | 12 | 20.83 | 20.79 | 20.92 |
| 10 | 16QAM | 25 | 25 | 20.84 | 20.82 | 20.91 |
| 10 | 16QAM | 50 | 0 | 20.82 | 20.80 | 20.97 |
| 10 | 64QAM | 1 | 0 | 21.02 | 20.86 | 20.90 |
| 10 | 64QAM | 1 | 25 | 21.05 | 21.00 | 21.08 |
| 10 | 64QAM | 1 | 49 | 20.89 | 20.85 | 21.04 |
| 10 | 64QAM | 25 | 0 | 19.79 | 19.82 | 19.92 |
| 10 | 64QAM | 25 | 12 | 19.82 | 19.79 | 19.92 |
| 10 | 64QAM | 25 | 25 | 19.83 | 19.79 | 19.89 |
| 10 | 64QAM | 50 | 0 | 19.80 | 19.79 | 19.92 |
| Channel | | | | 20775 | 21100 | 21425 |
| Frequency (MHz) | | | | 2502.5 | 2535 | 2567.5 |
| 5 | QPSK | 1 | 0 | 22.65 | 22.58 | 22.72 |
| 5 | QPSK | 1 | 12 | 22.66 | 22.62 | 22.75 |
| 5 | QPSK | 1 | 24 | 22.30 | 22.61 | 22.73 |
| 5 | QPSK | 12 | 0 | 21.78 | 21.72 | 21.85 |
| 5 | QPSK | 12 | 7 | 21.81 | 21.77 | 21.89 |
| 5 | QPSK | 12 | 13 | 21.80 | 21.75 | 21.90 |
| 5 | QPSK | 25 | 0 | 21.78 | 21.72 | 21.87 |
| 5 | 16QAM | 1 | 0 | 21.95 | 22.02 | 21.96 |
| 5 | 16QAM | 1 | 12 | 22.08 | 22.07 | 22.29 |
| 5 | 16QAM | 1 | 24 | 21.88 | 21.87 | 21.98 |
| 5 | 16QAM | 12 | 0 | 20.77 | 20.72 | 20.87 |
| 5 | 16QAM | 12 | 7 | 20.84 | 20.80 | 20.89 |
| 5 | 16QAM | 12 | 13 | 20.83 | 20.76 | 20.88 |
| 5 | 16QAM | 25 | 0 | 20.78 | 20.74 | 20.90 |
| 5 | 64QAM | 1 | 0 | 20.85 | 20.91 | 20.93 |
| 5 | 64QAM | 1 | 12 | 21.08 | 21.09 | 21.14 |
| 5 | 64QAM | 1 | 24 | 20.81 | 20.81 | 21.15 |
| 5 | 64QAM | 12 | 0 | 19.79 | 19.75 | 19.91 |
| 5 | 64QAM | 12 | 7 | 19.83 | 19.81 | 19.94 |



| | | | | | | |
|---|-------|----|----|-------|-------|-------|
| 5 | 64QAM | 12 | 13 | 19.83 | 19.77 | 19.88 |
| 5 | 64QAM | 25 | 0 | 19.79 | 19.76 | 19.88 |



LTE Band 38:

| BW [MHz] | Modulation | RB Size | RB Offset | Power Low Ch. / Freq. | Power Middle Ch. / Freq. | Power High Ch. / Freq. |
|-----------------|------------|---------|-----------|-----------------------|--------------------------|------------------------|
| Channel | | | | 37850 | 38000 | 38150 |
| Frequency (MHz) | | | | 2580 | 2595 | 2610 |
| 20 | QPSK | 1 | 0 | 22.59 | 22.55 | 22.45 |
| 20 | QPSK | 1 | 49 | 22.58 | 22.53 | 22.51 |
| 20 | QPSK | 1 | 99 | 22.50 | 22.50 | 22.49 |
| 20 | QPSK | 50 | 0 | 21.58 | 21.62 | 21.52 |
| 20 | QPSK | 50 | 24 | 21.70 | 21.66 | 21.59 |
| 20 | QPSK | 50 | 50 | 21.58 | 21.60 | 21.60 |
| 20 | QPSK | 100 | 0 | 21.64 | 21.63 | 21.61 |
| 20 | 16QAM | 1 | 0 | 21.60 | 21.46 | 21.52 |
| 20 | 16QAM | 1 | 49 | 21.91 | 21.82 | 21.87 |
| 20 | 16QAM | 1 | 99 | 21.59 | 21.52 | 21.49 |
| 20 | 16QAM | 50 | 0 | 20.74 | 20.63 | 20.68 |
| 20 | 16QAM | 50 | 24 | 20.69 | 20.75 | 20.64 |
| 20 | 16QAM | 50 | 50 | 20.73 | 20.69 | 20.75 |
| 20 | 16QAM | 100 | 0 | 20.70 | 20.68 | 20.70 |
| 20 | 64QAM | 1 | 0 | 20.33 | 20.35 | 20.36 |
| 20 | 64QAM | 1 | 49 | 20.64 | 20.60 | 20.62 |
| 20 | 64QAM | 1 | 99 | 20.37 | 20.38 | 20.36 |
| 20 | 64QAM | 50 | 0 | 19.71 | 19.60 | 19.56 |
| 20 | 64QAM | 50 | 24 | 19.73 | 19.68 | 19.68 |
| 20 | 64QAM | 50 | 50 | 19.68 | 19.72 | 19.69 |
| 20 | 64QAM | 100 | 0 | 19.70 | 19.64 | 19.66 |
| Channel | | | | 37825 | 38000 | 38175 |
| Frequency (MHz) | | | | 2577.5 | 2595 | 2612.5 |
| 15 | QPSK | 1 | 0 | 22.36 | 22.37 | 22.48 |
| 15 | QPSK | 1 | 37 | 22.47 | 22.40 | 22.55 |
| 15 | QPSK | 1 | 74 | 22.44 | 22.41 | 22.42 |
| 15 | QPSK | 36 | 0 | 21.68 | 21.63 | 21.68 |
| 15 | QPSK | 36 | 20 | 21.46 | 21.48 | 21.41 |
| 15 | QPSK | 36 | 39 | 21.51 | 21.53 | 21.57 |
| 15 | QPSK | 75 | 0 | 21.69 | 21.58 | 21.66 |
| 15 | 16QAM | 1 | 0 | 21.49 | 21.50 | 21.64 |
| 15 | 16QAM | 1 | 37 | 21.57 | 21.45 | 21.50 |
| 15 | 16QAM | 1 | 74 | 21.47 | 21.48 | 21.44 |
| 15 | 16QAM | 36 | 0 | 20.76 | 20.73 | 20.75 |
| 15 | 16QAM | 36 | 20 | 20.50 | 20.56 | 20.48 |
| 15 | 16QAM | 36 | 39 | 20.48 | 20.45 | 20.56 |
| 15 | 16QAM | 75 | 0 | 20.57 | 20.57 | 20.59 |
| 15 | 64QAM | 1 | 0 | 20.55 | 20.49 | 20.57 |
| 15 | 64QAM | 1 | 37 | 20.59 | 20.59 | 20.55 |
| 15 | 64QAM | 1 | 74 | 20.33 | 20.35 | 20.34 |
| 15 | 64QAM | 36 | 0 | 19.53 | 19.47 | 19.46 |
| 15 | 64QAM | 36 | 20 | 19.33 | 19.38 | 19.37 |
| 15 | 64QAM | 36 | 39 | 19.60 | 19.39 | 19.57 |
| 15 | 64QAM | 75 | 0 | 19.64 | 19.59 | 19.56 |



| Channel | | | | 37800 | 38000 | 38200 |
|-----------------|-------|----|----|--------|-------|--------|
| Frequency (MHz) | | | | 2575 | 2595 | 2615 |
| 10 | QPSK | 1 | 0 | 22.46 | 22.52 | 22.57 |
| 10 | QPSK | 1 | 25 | 22.51 | 22.50 | 22.57 |
| 10 | QPSK | 1 | 49 | 22.48 | 22.50 | 22.55 |
| 10 | QPSK | 25 | 0 | 21.64 | 21.64 | 21.70 |
| 10 | QPSK | 25 | 12 | 21.58 | 21.54 | 21.56 |
| 10 | QPSK | 25 | 25 | 21.69 | 21.55 | 21.56 |
| 10 | QPSK | 50 | 0 | 21.60 | 21.61 | 21.68 |
| 10 | 16QAM | 1 | 0 | 21.57 | 21.63 | 21.62 |
| 10 | 16QAM | 1 | 25 | 21.57 | 21.53 | 21.62 |
| 10 | 16QAM | 1 | 49 | 21.62 | 21.54 | 21.63 |
| 10 | 16QAM | 25 | 0 | 20.78 | 20.71 | 20.80 |
| 10 | 16QAM | 25 | 12 | 20.60 | 20.54 | 20.64 |
| 10 | 16QAM | 25 | 25 | 20.69 | 20.58 | 20.69 |
| 10 | 16QAM | 50 | 0 | 20.70 | 20.59 | 20.73 |
| 10 | 64QAM | 1 | 0 | 20.61 | 20.63 | 20.66 |
| 10 | 64QAM | 1 | 25 | 20.69 | 20.61 | 20.61 |
| 10 | 64QAM | 1 | 49 | 20.34 | 20.38 | 20.34 |
| 10 | 64QAM | 25 | 0 | 19.38 | 19.34 | 19.38 |
| 10 | 64QAM | 25 | 12 | 19.35 | 19.42 | 19.38 |
| 10 | 64QAM | 25 | 25 | 19.68 | 19.63 | 19.62 |
| 10 | 64QAM | 50 | 0 | 19.66 | 19.62 | 19.67 |
| Channel | | | | 37775 | 38000 | 38225 |
| Frequency (MHz) | | | | 2572.5 | 2595 | 2617.5 |
| 5 | QPSK | 1 | 0 | 22.40 | 22.49 | 22.36 |
| 5 | QPSK | 1 | 12 | 22.49 | 22.42 | 22.42 |
| 5 | QPSK | 1 | 24 | 22.48 | 22.44 | 22.48 |
| 5 | QPSK | 12 | 0 | 21.62 | 21.60 | 21.65 |
| 5 | QPSK | 12 | 7 | 21.43 | 21.46 | 21.43 |
| 5 | QPSK | 12 | 13 | 21.55 | 21.57 | 21.61 |
| 5 | QPSK | 25 | 0 | 21.67 | 21.59 | 21.64 |
| 5 | 16QAM | 1 | 0 | 21.59 | 21.62 | 21.65 |
| 5 | 16QAM | 1 | 12 | 21.59 | 21.59 | 21.61 |
| 5 | 16QAM | 1 | 24 | 21.56 | 21.50 | 21.59 |
| 5 | 16QAM | 12 | 0 | 20.78 | 20.75 | 20.77 |
| 5 | 16QAM | 12 | 7 | 20.51 | 20.52 | 20.43 |
| 5 | 16QAM | 12 | 13 | 20.53 | 20.44 | 20.53 |
| 5 | 16QAM | 25 | 0 | 20.57 | 20.51 | 20.58 |
| 5 | 64QAM | 1 | 0 | 20.57 | 20.61 | 20.61 |
| 5 | 64QAM | 1 | 12 | 20.59 | 20.50 | 20.62 |
| 5 | 64QAM | 1 | 24 | 20.32 | 20.31 | 20.34 |
| 5 | 64QAM | 12 | 0 | 19.53 | 19.49 | 19.55 |
| 5 | 64QAM | 12 | 7 | 19.36 | 19.38 | 19.37 |
| 5 | 64QAM | 12 | 13 | 19.63 | 19.50 | 19.62 |
| 5 | 64QAM | 25 | 0 | 19.65 | 19.64 | 19.69 |



LTE Band 41:

| BW [MHz] | Modulation | RB Size | RB Offset | Power Low Ch. / Freq. | Power Middle Ch. / Freq. | Power High Ch. / Freq. |
|-----------------|------------|---------|-----------|-----------------------|--------------------------|------------------------|
| Channel | | | | 39750 | 40620 | 41490 |
| Frequency (MHz) | | | | 2506 | 2593 | 2680 |
| 20 | QPSK | 1 | 0 | 25.78 | 25.71 | 25.71 |
| 20 | QPSK | 1 | 49 | 25.73 | 25.65 | 25.67 |
| 20 | QPSK | 1 | 99 | 25.57 | 25.54 | 25.54 |
| 20 | QPSK | 50 | 0 | 24.79 | 24.74 | 24.86 |
| 20 | QPSK | 50 | 24 | 24.89 | 24.80 | 24.87 |
| 20 | QPSK | 50 | 50 | 24.88 | 24.77 | 24.75 |
| 20 | QPSK | 100 | 0 | 24.86 | 24.82 | 24.80 |
| 20 | 16QAM | 1 | 0 | 24.83 | 24.78 | 25.02 |
| 20 | 16QAM | 1 | 49 | 25.08 | 25.03 | 25.03 |
| 20 | 16QAM | 1 | 99 | 24.85 | 24.81 | 24.79 |
| 20 | 16QAM | 50 | 0 | 23.85 | 23.85 | 23.92 |
| 20 | 16QAM | 50 | 24 | 23.97 | 23.88 | 23.96 |
| 20 | 16QAM | 50 | 50 | 23.97 | 23.89 | 23.85 |
| 20 | 16QAM | 100 | 0 | 23.96 | 23.83 | 23.91 |
| 20 | 64QAM | 1 | 0 | 23.77 | 23.71 | 23.73 |
| 20 | 64QAM | 1 | 49 | 24.01 | 23.93 | 23.98 |
| 20 | 64QAM | 1 | 99 | 23.80 | 23.76 | 23.76 |
| 20 | 64QAM | 50 | 0 | 22.88 | 22.80 | 22.92 |
| 20 | 64QAM | 50 | 24 | 23.00 | 22.89 | 22.91 |
| 20 | 64QAM | 50 | 50 | 22.95 | 22.86 | 22.85 |
| 20 | 64QAM | 100 | 0 | 22.94 | 22.87 | 22.88 |
| Channel | | | | 39725 | 40620 | 41515 |
| Frequency (MHz) | | | | 2503.5 | 2593 | 2682.5 |
| 15 | QPSK | 1 | 0 | 25.77 | 25.65 | 25.69 |
| 15 | QPSK | 1 | 37 | 25.73 | 25.70 | 25.75 |
| 15 | QPSK | 1 | 74 | 25.74 | 25.65 | 25.73 |
| 15 | QPSK | 36 | 0 | 24.87 | 24.80 | 24.83 |
| 15 | QPSK | 36 | 20 | 24.92 | 24.82 | 24.85 |
| 15 | QPSK | 36 | 39 | 24.92 | 24.79 | 24.82 |
| 15 | QPSK | 75 | 0 | 24.90 | 24.76 | 24.83 |
| 15 | 16QAM | 1 | 0 | 24.93 | 24.83 | 24.91 |
| 15 | 16QAM | 1 | 37 | 25.09 | 25.00 | 25.04 |
| 15 | 16QAM | 1 | 74 | 24.94 | 24.85 | 24.91 |
| 15 | 16QAM | 36 | 0 | 23.90 | 23.79 | 23.86 |
| 15 | 16QAM | 36 | 20 | 23.96 | 23.85 | 23.88 |
| 15 | 16QAM | 36 | 39 | 23.94 | 23.81 | 23.84 |
| 15 | 16QAM | 75 | 0 | 23.97 | 23.82 | 23.90 |
| 15 | 64QAM | 1 | 0 | 23.88 | 23.78 | 23.82 |
| 15 | 64QAM | 1 | 37 | 24.02 | 24.40 | 23.97 |
| 15 | 64QAM | 1 | 74 | 23.92 | 23.79 | 23.82 |
| 15 | 64QAM | 36 | 0 | 22.90 | 22.84 | 22.88 |
| 15 | 64QAM | 36 | 20 | 23.00 | 22.92 | 22.91 |
| 15 | 64QAM | 36 | 39 | 22.98 | 22.82 | 22.89 |
| 15 | 64QAM | 75 | 0 | 22.96 | 22.83 | 22.89 |



| Channel | | | | 39700 | 40620 | 41540 |
|-----------------|-------|----|----|--------|-------|--------|
| Frequency (MHz) | | | | 2501 | 2593 | 2685 |
| 10 | QPSK | 1 | 0 | 25.71 | 25.68 | 25.74 |
| 10 | QPSK | 1 | 25 | 25.72 | 25.70 | 25.77 |
| 10 | QPSK | 1 | 49 | 25.76 | 25.69 | 25.72 |
| 10 | QPSK | 25 | 0 | 24.90 | 24.86 | 24.95 |
| 10 | QPSK | 25 | 12 | 24.93 | 24.85 | 24.89 |
| 10 | QPSK | 25 | 25 | 24.98 | 24.84 | 24.90 |
| 10 | QPSK | 50 | 0 | 24.96 | 24.87 | 24.94 |
| 10 | 16QAM | 1 | 0 | 25.02 | 24.96 | 24.99 |
| 10 | 16QAM | 1 | 25 | 25.16 | 25.07 | 25.12 |
| 10 | 16QAM | 1 | 49 | 25.03 | 24.94 | 25.01 |
| 10 | 16QAM | 25 | 0 | 24.03 | 23.96 | 24.05 |
| 10 | 16QAM | 25 | 12 | 24.05 | 23.97 | 24.02 |
| 10 | 16QAM | 25 | 25 | 24.08 | 23.94 | 23.99 |
| 10 | 16QAM | 50 | 0 | 24.06 | 23.96 | 24.02 |
| 10 | 64QAM | 1 | 0 | 23.95 | 23.87 | 23.93 |
| 10 | 64QAM | 1 | 25 | 24.11 | 24.03 | 24.08 |
| 10 | 64QAM | 1 | 49 | 23.95 | 23.90 | 23.94 |
| 10 | 64QAM | 25 | 0 | 23.06 | 23.02 | 23.09 |
| 10 | 64QAM | 25 | 12 | 23.14 | 23.01 | 23.06 |
| 10 | 64QAM | 25 | 25 | 23.18 | 23.01 | 23.04 |
| 10 | 64QAM | 50 | 0 | 23.05 | 22.96 | 22.99 |
| Channel | | | | 39675 | 40620 | 41565 |
| Frequency (MHz) | | | | 2498.5 | 2593 | 2687.5 |
| 5 | QPSK | 1 | 0 | 25.68 | 25.56 | 25.67 |
| 5 | QPSK | 1 | 12 | 25.70 | 25.65 | 25.72 |
| 5 | QPSK | 1 | 24 | 25.69 | 25.58 | 25.63 |
| 5 | QPSK | 12 | 0 | 24.89 | 24.81 | 24.89 |
| 5 | QPSK | 12 | 7 | 24.98 | 24.87 | 24.94 |
| 5 | QPSK | 12 | 13 | 25.02 | 24.84 | 24.94 |
| 5 | QPSK | 25 | 0 | 24.91 | 24.78 | 24.89 |
| 5 | 16QAM | 1 | 0 | 24.91 | 24.84 | 24.90 |
| 5 | 16QAM | 1 | 12 | 25.12 | 24.99 | 25.08 |
| 5 | 16QAM | 1 | 24 | 24.95 | 24.84 | 24.91 |
| 5 | 16QAM | 12 | 0 | 23.93 | 23.88 | 23.94 |
| 5 | 16QAM | 12 | 7 | 24.08 | 23.98 | 24.01 |
| 5 | 16QAM | 12 | 13 | 24.05 | 23.94 | 23.99 |
| 5 | 16QAM | 25 | 0 | 23.98 | 23.90 | 23.99 |
| 5 | 64QAM | 1 | 0 | 23.88 | 23.82 | 23.88 |
| 5 | 64QAM | 1 | 12 | 24.03 | 23.95 | 24.04 |
| 5 | 64QAM | 1 | 24 | 24.39 | 23.80 | 23.85 |
| 5 | 64QAM | 12 | 0 | 22.97 | 22.89 | 22.95 |
| 5 | 64QAM | 12 | 7 | 23.09 | 22.94 | 23.00 |
| 5 | 64QAM | 12 | 13 | 23.04 | 22.90 | 22.96 |
| 5 | 64QAM | 25 | 0 | 23.03 | 22.93 | 23.01 |



CA Power

| CA_41C | | | | | | | | | |
|---------------------------------------|-------------|------------|---------|-----------|---------|-----------|---------------|-----------------------|----------------------|
| Combination 20MHz+20MHz (100RB+100RB) | | | | | | | | | |
| PCC Channel | SCC Channel | Modulation | PCC | | SCC | | Total RB Size | Target MPR Level (dB) | Measured Power (dBm) |
| | | | RB Size | RB offset | RB Size | RB offset | | | |
| 39750 | 39948 | QPSK | 100 | 0 | 100 | 0 | 200 | ≤2 | 21.30 |
| | | | 1 | 0 | 1 | 99 | 2 | ≤8.5 | 22.22 |
| | | | 1 | 99 | 1 | 0 | 2 | ≤0 | 22.06 |
| | | 16QAM | 100 | 0 | 100 | 0 | 200 | ≤3 | 20.42 |
| | | | 1 | 0 | 1 | 99 | 2 | ≤8.5 | 21.29 |
| | | | 1 | 99 | 1 | 0 | 2 | ≤1 | 21.13 |
| | | 64QAM | 100 | 0 | 100 | 0 | 200 | ≤3 | 19.36 |
| | | | 1 | 0 | 1 | 99 | 2 | ≤8.5 | 20.19 |
| | | | 1 | 99 | 1 | 0 | 2 | ≤3 | 20.13 |
| 40521 | 40719 | QPSK | 100 | 0 | 100 | 0 | 200 | ≤2 | 21.11 |
| | | | 1 | 0 | 1 | 99 | 2 | ≤8.5 | 22.69 |
| | | | 1 | 99 | 1 | 0 | 2 | ≤0 | 21.88 |
| | | 16QAM | 100 | 0 | 100 | 0 | 200 | ≤3 | 20.18 |
| | | | 1 | 0 | 1 | 99 | 2 | ≤8.5 | 21.12 |
| | | | 1 | 99 | 1 | 0 | 2 | ≤1 | 20.95 |
| | | 64QAM | 100 | 0 | 100 | 0 | 200 | ≤3 | 19.10 |
| | | | 1 | 0 | 1 | 99 | 2 | ≤8.5 | 20.08 |
| | | | 1 | 99 | 1 | 0 | 2 | ≤3 | 19.89 |
| 41292 | 41490 | QPSK | 100 | 0 | 100 | 0 | 200 | ≤2 | 21.13 |
| | | | 1 | 0 | 1 | 99 | 2 | ≤8.5 | 22.07 |
| | | | 1 | 99 | 1 | 0 | 2 | ≤0 | 21.74 |
| | | 16QAM | 100 | 0 | 100 | 0 | 200 | ≤3 | 19.97 |
| | | | 1 | 0 | 1 | 99 | 2 | ≤8.5 | 21.09 |
| | | | 1 | 99 | 1 | 0 | 2 | ≤1 | 20.95 |
| | | 64QAM | 100 | 0 | 100 | 0 | 200 | ≤3 | 19.05 |
| | | | 1 | 0 | 1 | 99 | 2 | ≤8.5 | 20.06 |
| | | | 1 | 99 | 1 | 0 | 2 | ≤3 | 19.84 |



| CA_41C | | | | | | | | | |
|--------------------------------------|-------------|------------|---------|-----------|---------|-----------|---------------|-----------------------|----------------------|
| Combination 20MHz+15MHz (100RB+75RB) | | | | | | | | | |
| PCC Channel | SCC Channel | Modulation | PCC | | SCC | | Total RB Size | Target MPR Level (dB) | Measured Power (dBm) |
| | | | RB Size | RB offset | RB Size | RB offset | | | |
| 39750 | 39921 | QPSK | 100 | 0 | 75 | 0 | 175 | ≤2 | 21.25 |
| | | | 1 | 0 | 1 | 74 | 2 | ≤8.5 | 22.19 |
| | | | 1 | 99 | 1 | 0 | 2 | ≤0 | 22.03 |
| | | 16QAM | 100 | 0 | 75 | 0 | 175 | ≤3 | 20.37 |
| | | | 1 | 0 | 1 | 74 | 2 | ≤8.5 | 21.26 |
| | | | 1 | 99 | 1 | 0 | 2 | ≤1 | 21.09 |
| | | 64QAM | 100 | 0 | 75 | 0 | 175 | ≤3 | 19.32 |
| | | | 1 | 0 | 1 | 74 | 2 | ≤8.5 | 20.20 |
| | | | 1 | 99 | 1 | 0 | 2 | ≤3 | 20.04 |
| 40546 | 40717 | QPSK | 100 | 0 | 75 | 0 | 175 | ≤2 | 21.11 |
| | | | 1 | 0 | 1 | 74 | 2 | ≤8.5 | 22.07 |
| | | | 1 | 99 | 1 | 0 | 2 | ≤0 | 21.86 |
| | | 16QAM | 100 | 0 | 75 | 0 | 175 | ≤3 | 20.17 |
| | | | 1 | 0 | 1 | 74 | 2 | ≤8.5 | 21.11 |
| | | | 1 | 99 | 1 | 0 | 2 | ≤1 | 20.91 |
| | | 64QAM | 100 | 0 | 75 | 0 | 175 | ≤3 | 19.13 |
| | | | 1 | 0 | 1 | 74 | 2 | ≤8.5 | 20.02 |
| | | | 1 | 99 | 1 | 0 | 2 | ≤3 | 20.63 |
| 41341 | 41512 | QPSK | 100 | 0 | 75 | 0 | 175 | ≤2 | 21.16 |
| | | | 1 | 0 | 1 | 74 | 2 | ≤8.5 | 13.70 |
| | | | 1 | 99 | 1 | 0 | 2 | ≤0 | 22.59 |
| | | 16QAM | 100 | 0 | 75 | 0 | 175 | ≤3 | 19.24 |
| | | | 1 | 0 | 1 | 74 | 2 | ≤8.5 | 13.74 |
| | | | 1 | 99 | 1 | 0 | 2 | ≤1 | 21.22 |
| | | 64QAM | 100 | 0 | 75 | 0 | 175 | ≤3 | 19.14 |
| | | | 1 | 0 | 1 | 74 | 2 | ≤8.5 | 13.71 |
| | | | 1 | 99 | 1 | 0 | 2 | ≤3 | 19.07 |



| Combination 15MHz+20MHz (75RB+100RB) | | | | | | | | | |
|--------------------------------------|-------------|------------|---------|-----------|---------|-----------|---------------|-----------------------|----------------------|
| PCC Channel | SCC Channel | Modulation | PCC | | SCC | | Total RB Size | Target MPR Level (dB) | Measured Power (dBm) |
| | | | RB Size | RB offset | RB Size | RB offset | | | |
| 39728 | 39899 | QPSK | 75 | 0 | 100 | 0 | 175 | ≤2 | 20.27 |
| | | | 1 | 0 | 1 | 99 | 2 | ≤8.5 | 13.60 |
| | | | 1 | 74 | 1 | 0 | 2 | ≤0 | 22.41 |
| | | 16QAM | 75 | 0 | 100 | 0 | 175 | ≤3 | 19.26 |
| | | | 1 | 0 | 1 | 99 | 2 | ≤8.5 | 13.52 |
| | | | 1 | 74 | 1 | 0 | 2 | ≤1 | 21.36 |
| | | 64QAM | 75 | 0 | 100 | 0 | 175 | ≤3 | 19.23 |
| | | | 1 | 0 | 1 | 99 | 2 | ≤8.5 | 13.46 |
| | | | 1 | 74 | 1 | 0 | 2 | ≤3 | 19.31 |
| 40523 | 40694 | QPSK | 75 | 0 | 100 | 0 | 175 | ≤2 | 20.25 |
| | | | 1 | 0 | 1 | 99 | 2 | ≤8.5 | 13.69 |
| | | | 1 | 74 | 1 | 0 | 2 | ≤0 | 22.17 |
| | | 16QAM | 75 | 0 | 100 | 0 | 175 | ≤3 | 19.27 |
| | | | 1 | 0 | 1 | 99 | 2 | ≤8.5 | 13.26 |
| | | | 1 | 74 | 1 | 0 | 2 | ≤1 | 21.26 |
| | | 64QAM | 75 | 0 | 100 | 0 | 175 | ≤3 | 19.23 |
| | | | 1 | 0 | 1 | 99 | 2 | ≤8.5 | 13.38 |
| | | | 1 | 74 | 1 | 0 | 2 | ≤3 | 21.03 |
| 41319 | 41490 | QPSK | 75 | 0 | 100 | 0 | 175 | ≤2 | 20.24 |
| | | | 1 | 0 | 1 | 99 | 2 | ≤8.5 | 13.70 |
| | | | 1 | 74 | 1 | 0 | 2 | ≤0 | 22.18 |
| | | 16QAM | 75 | 0 | 100 | 0 | 175 | ≤3 | 19.28 |
| | | | 1 | 0 | 1 | 99 | 2 | ≤8.5 | 13.74 |
| | | | 1 | 74 | 1 | 0 | 2 | ≤1 | 21.28 |
| | | 64QAM | 75 | 0 | 100 | 0 | 175 | ≤3 | 19.24 |
| | | | 1 | 0 | 1 | 99 | 2 | ≤8.5 | 14.07 |
| | | | 1 | 74 | 1 | 0 | 2 | ≤3 | 19.13 |



| Combination 20MHz+10MHz (100RB+50RB) | | | | | | | | | |
|--------------------------------------|-------------|------------|---------|-----------|---------|-----------|---------------|-----------------------|----------------------|
| PCC Channel | SCC Channel | Modulation | PCC | | SCC | | Total RB Size | Target MPR Level (dB) | Measured Power (dBm) |
| | | | RB Size | RB offset | RB Size | RB offset | | | |
| 39750 | 39894 | QPSK | 100 | 0 | 50 | 0 | 175 | ≤2 | 20.24 |
| | | | 1 | 0 | 1 | 49 | 2 | ≤8.5 | 13.57 |
| | | | 1 | 99 | 1 | 0 | 2 | ≤0 | 22.37 |
| | | 16QAM | 100 | 0 | 50 | 0 | 175 | ≤3 | 19.32 |
| | | | 1 | 0 | 1 | 49 | 2 | ≤8.5 | 13.54 |
| | | | 1 | 99 | 1 | 0 | 2 | ≤1 | 21.34 |
| | | 64QAM | 100 | 0 | 50 | 0 | 175 | ≤3 | 19.31 |
| | | | 1 | 0 | 1 | 49 | 2 | ≤8.5 | 13.61 |
| | | | 1 | 99 | 1 | 0 | 2 | ≤3 | 19.23 |
| 40571 | 40715 | QPSK | 100 | 0 | 50 | 0 | 175 | ≤2 | 20.15 |
| | | | 1 | 0 | 1 | 49 | 2 | ≤8.5 | 13.69 |
| | | | 1 | 99 | 1 | 0 | 2 | ≤0 | 22.12 |
| | | 16QAM | 100 | 0 | 50 | 0 | 175 | ≤3 | 19.12 |
| | | | 1 | 0 | 1 | 49 | 2 | ≤8.5 | 13.62 |
| | | | 1 | 99 | 1 | 0 | 2 | ≤1 | 22.04 |
| | | 64QAM | 100 | 0 | 50 | 0 | 175 | ≤3 | 19.11 |
| | | | 1 | 0 | 1 | 49 | 2 | ≤8.5 | 13.70 |
| | | | 1 | 99 | 1 | 0 | 2 | ≤3 | 19.03 |
| 41391 | 41535 | QPSK | 100 | 0 | 50 | 0 | 175 | ≤2 | 20.19 |
| | | | 1 | 0 | 1 | 49 | 2 | ≤8.5 | 13.56 |
| | | | 1 | 99 | 1 | 0 | 2 | ≤0 | 21.12 |
| | | 16QAM | 100 | 0 | 50 | 0 | 175 | ≤3 | 19.16 |
| | | | 1 | 0 | 1 | 49 | 2 | ≤8.5 | 13.63 |
| | | | 1 | 99 | 1 | 0 | 2 | ≤1 | 21.09 |
| | | 64QAM | 100 | 0 | 50 | 0 | 175 | ≤3 | 19.17 |
| | | | 1 | 0 | 1 | 49 | 2 | ≤8.5 | 13.72 |
| | | | 1 | 99 | 1 | 0 | 2 | ≤3 | 19.03 |



| Combination 10MHz+20MHz (50RB+100RB) | | | | | | | | | |
|--------------------------------------|-------------|------------|---------|-----------|---------|-----------|---------------|-----------------------|----------------------|
| PCC Channel | SCC Channel | Modulation | PCC | | SCC | | Total RB Size | Target MPR Level (dB) | Measured Power (dBm) |
| | | | RB Size | RB offset | RB Size | RB offset | | | |
| 39705 | 39849 | QPSK | 50 | 0 | 100 | 0 | 150 | ≤2 | 20.23 |
| | | | 1 | 0 | 1 | 99 | 2 | ≤8.5 | 13.61 |
| | | | 1 | 49 | 1 | 0 | 2 | ≤0 | 22.36 |
| | | 16QAM | 50 | 0 | 100 | 0 | 150 | ≤3 | 19.25 |
| | | | 1 | 0 | 1 | 99 | 2 | ≤8.5 | 13.59 |
| | | | 1 | 49 | 1 | 0 | 2 | ≤1 | 21.33 |
| | | 64QAM | 50 | 0 | 100 | 0 | 150 | ≤3 | 19.20 |
| | | | 1 | 0 | 1 | 99 | 2 | ≤8.5 | 13.67 |
| | | | 1 | 49 | 1 | 0 | 2 | ≤3 | 19.27 |
| 40526 | 40670 | QPSK | 50 | 0 | 100 | 0 | 150 | ≤2 | 20.21 |
| | | | 1 | 0 | 1 | 99 | 2 | ≤8.5 | 13.46 |
| | | | 1 | 49 | 1 | 0 | 2 | ≤0 | 22.17 |
| | | 16QAM | 50 | 0 | 100 | 0 | 150 | ≤3 | 19.24 |
| | | | 1 | 0 | 1 | 99 | 2 | ≤8.5 | 13.35 |
| | | | 1 | 49 | 1 | 0 | 2 | ≤1 | 21.11 |
| | | 64QAM | 50 | 0 | 100 | 0 | 150 | ≤3 | 19.24 |
| | | | 1 | 0 | 1 | 99 | 2 | ≤8.5 | 13.73 |
| | | | 1 | 49 | 1 | 0 | 2 | ≤3 | 19.10 |
| 41346 | 41490 | QPSK | 50 | 0 | 100 | 0 | 150 | ≤2 | 20.36 |
| | | | 1 | 0 | 1 | 99 | 2 | ≤8.5 | 13.67 |
| | | | 1 | 49 | 1 | 0 | 2 | ≤0 | 22.06 |
| | | 16QAM | 50 | 0 | 100 | 0 | 150 | ≤3 | 19.86 |
| | | | 1 | 0 | 1 | 99 | 2 | ≤8.5 | 13.78 |
| | | | 1 | 49 | 1 | 0 | 2 | ≤1 | 21.24 |
| | | 64QAM | 50 | 0 | 100 | 0 | 150 | ≤3 | 19.58 |
| | | | 1 | 0 | 1 | 99 | 2 | ≤8.5 | 13.65 |
| | | | 1 | 49 | 1 | 0 | 2 | ≤3 | 19.36 |



| Combination 15MHz+15MHz (75RB+75RB) | | | | | | | | | |
|-------------------------------------|-------------|------------|---------|-----------|---------|-----------|---------------|-----------------------|----------------------|
| PCC Channel | SCC Channel | Modulation | PCC | | SCC | | Total RB Size | Target MPR Level (dB) | Measured Power (dBm) |
| | | | RB Size | RB offset | RB Size | RB offset | | | |
| 39725 | 39875 | QPSK | 75 | 0 | 75 | 0 | 150 | ≤2 | 20.46 |
| | | | 1 | 0 | 1 | 74 | 2 | ≤8.5 | 13.83 |
| | | | 1 | 74 | 1 | 0 | 2 | ≤0 | 22.23 |
| | | 16QAM | 75 | 0 | 75 | 0 | 150 | ≤3 | 19.57 |
| | | | 1 | 0 | 1 | 74 | 2 | ≤8.5 | 13.94 |
| | | | 1 | 74 | 1 | 0 | 2 | ≤1 | 21.67 |
| | | 64QAM | 75 | 0 | 75 | 0 | 150 | ≤3 | 19.52 |
| | | | 1 | 0 | 1 | 74 | 2 | ≤8.5 | 13.86 |
| | | | 1 | 74 | 1 | 0 | 2 | ≤3 | 19.51 |
| 40545 | 40695 | QPSK | 75 | 0 | 75 | 0 | 150 | ≤2 | 20.43 |
| | | | 1 | 0 | 1 | 74 | 2 | ≤8.5 | 13.98 |
| | | | 1 | 74 | 1 | 0 | 2 | ≤0 | 22.40 |
| | | 16QAM | 75 | 0 | 75 | 0 | 150 | ≤3 | 19.43 |
| | | | 1 | 0 | 1 | 74 | 2 | ≤8.5 | 14.08 |
| | | | 1 | 74 | 1 | 0 | 2 | ≤1 | 21.46 |
| | | 64QAM | 75 | 0 | 75 | 0 | 150 | ≤3 | 19.42 |
| | | | 1 | 0 | 1 | 74 | 2 | ≤8.5 | 13.99 |
| | | | 1 | 74 | 1 | 0 | 2 | ≤3 | 19.30 |
| 41365 | 41515 | QPSK | 75 | 0 | 75 | 0 | 150 | ≤2 | 20.51 |
| | | | 1 | 0 | 1 | 74 | 2 | ≤8.5 | 14.09 |
| | | | 1 | 74 | 1 | 0 | 2 | ≤0 | 22.43 |
| | | 16QAM | 75 | 0 | 75 | 0 | 150 | ≤3 | 19.58 |
| | | | 1 | 0 | 1 | 74 | 2 | ≤8.5 | 14.16 |
| | | | 1 | 74 | 1 | 0 | 2 | ≤1 | 21.58 |
| | | 64QAM | 75 | 0 | 75 | 0 | 150 | ≤3 | 19.59 |
| | | | 1 | 0 | 1 | 74 | 2 | ≤8.5 | 14.10 |
| | | | 1 | 74 | 1 | 0 | 2 | ≤3 | 19.44 |



ERP/EIRP

| LTE Band 7 (GT - LC = -0.95 dB) QPSK | | | |
|--------------------------------------|--------|--------|--------|
| Bandwidth | 5M | | |
| Channel | 20775 | 21100 | 21425 |
| | (Low) | (Mid) | (High) |
| Frequency | 2502.5 | 2535 | 2567.5 |
| (MHz) | | | |
| Conducted Power (dBm) | 22.66 | 22.62 | 22.75 |
| Conducted Power (Watts) | 0.1845 | 0.1828 | 0.1884 |
| EIRP(dBm) | 21.71 | 21.67 | 21.80 |
| EIRP(Watts) | 0.1483 | 0.1469 | 0.1514 |

| LTE Band 7 (GT - LC = -0.95 dB) QPSK | | | | | | | | | |
|--------------------------------------|--------|--------|--------|--------|--------|--------|--------|--------|--------|
| Bandwidth | 10M | | | 15M | | | 20M | | |
| Channel | 20800 | 21100 | 21400 | 20825 | 21100 | 21375 | 20850 | 21100 | 21350 |
| | (Low) | (Mid) | (High) | (Low) | (Mid) | (High) | (Low) | (Mid) | (High) |
| Frequency | 2505 | 2535 | 2565 | 2507.5 | 2535 | 2562.5 | 2510 | 2535 | 2560 |
| (MHz) | | | | | | | | | |
| Conducted Power (dBm) | 22.63 | 22.68 | 22.76 | 22.62 | 22.65 | 22.74 | 22.77 | 22.60 | 22.62 |
| Conducted Power (Watts) | 0.1832 | 0.1854 | 0.1888 | 0.1828 | 0.1841 | 0.1879 | 0.1892 | 0.1820 | 0.1828 |
| EIRP(dBm) | 21.68 | 21.73 | 21.81 | 21.67 | 21.70 | 21.79 | 21.82 | 21.65 | 21.67 |
| EIRP(Watts) | 0.1472 | 0.1489 | 0.1517 | 0.1469 | 0.1479 | 0.1510 | 0.1521 | 0.1462 | 0.1469 |



| LTE Band 7 (GT - LC = -0.95 dB) 16QAM | | | |
|---------------------------------------|--------|--------|--------|
| Bandwidth | 5M | | |
| Channel | 20775 | 21100 | 21425 |
| | (Low) | (Mid) | (High) |
| Frequency | 2502.5 | 2535 | 2567.5 |
| (MHz) | | | |
| Conducted Power (dBm) | 22.08 | 22.07 | 22.29 |
| Conducted Power (Watts) | 0.1614 | 0.1611 | 0.1694 |
| EIRP(dBm) | 21.13 | 21.12 | 21.34 |
| EIRP(Watts) | 0.1297 | 0.1294 | 0.1361 |

| LTE Band 7 (GT - LC = -0.95 dB) 16QAM | | | | | | | | | |
|---------------------------------------|--------|--------|--------|--------|--------|--------|--------|--------|--------|
| Bandwidth | 10M | | | 15M | | | 20M | | |
| Channel | 20800 | 21100 | 21400 | 20825 | 21100 | 21375 | 20850 | 21100 | 21350 |
| | (Low) | (Mid) | (High) | (Low) | (Mid) | (High) | (Low) | (Mid) | (High) |
| Frequency | 2505 | 2535 | 2565 | 2507.5 | 2535 | 2562.5 | 2510 | 2535 | 2560 |
| (MHz) | | | | | | | | | |
| Conducted Power (dBm) | 22.05 | 22.08 | 22.18 | 22.09 | 22.13 | 22.18 | 21.83 | 22.24 | 22.25 |
| Conducted Power (Watts) | 0.1603 | 0.1614 | 0.1652 | 0.1618 | 0.1633 | 0.1652 | 0.1524 | 0.1675 | 0.1679 |
| EIRP(dBm) | 21.10 | 21.13 | 21.23 | 21.14 | 21.18 | 21.23 | 20.88 | 21.29 | 21.30 |
| EIRP(Watts) | 0.1288 | 0.1297 | 0.1327 | 0.1300 | 0.1312 | 0.1327 | 0.1225 | 0.1346 | 0.1349 |



| LTE Band 7 (GT - LC = -0.95 dB) 64QAM | | | |
|---------------------------------------|--------|--------|--------|
| Bandwidth | 5M | | |
| Channel | 20775 | 21100 | 21425 |
| | (Low) | (Mid) | (High) |
| Frequency | 2502.5 | 2535 | 2567.5 |
| (MHz) | | | |
| Conducted Power (dBm) | 20.81 | 20.81 | 21.15 |
| Conducted Power (Watts) | 0.1205 | 0.1205 | 0.1303 |
| EIRP(dBm) | 19.86 | 19.86 | 20.20 |
| EIRP(Watts) | 0.0968 | 0.0968 | 0.1047 |

| LTE Band 7 (GT - LC = -0.95 dB) 64QAM | | | | | | | | | |
|---------------------------------------|--------|--------|--------|--------|--------|--------|--------|--------|--------|
| Bandwidth | 10M | | | 15M | | | 20M | | |
| Channel | 20800 | 21100 | 21400 | 20825 | 21100 | 21375 | 20850 | 21100 | 21350 |
| | (Low) | (Mid) | (High) | (Low) | (Mid) | (High) | (Low) | (Mid) | (High) |
| Frequency | 2505 | 2535 | 2565 | 2507.5 | 2535 | 2562.5 | 2510 | 2535 | 2560 |
| (MHz) | | | | | | | | | |
| Conducted Power (dBm) | 21.05 | 21.00 | 21.08 | 21.04 | 21.05 | 21.18 | 21.17 | 21.02 | 21.30 |
| Conducted Power (Watts) | 0.1274 | 0.1259 | 0.1282 | 0.1271 | 0.1274 | 0.1312 | 0.1309 | 0.1265 | 0.1349 |
| EIRP(dBm) | 20.10 | 20.05 | 20.13 | 20.09 | 20.10 | 20.23 | 20.22 | 20.07 | 20.35 |
| EIRP(Watts) | 0.1023 | 0.1012 | 0.1030 | 0.1021 | 0.1023 | 0.1054 | 0.1052 | 0.1016 | 0.1084 |



| LTE Band 38 (GT - LC = -0.95 dB) QPSK | | | |
|---------------------------------------|--------|--------|--------|
| Bandwidth | 5M | | |
| Channel | 37775 | 38000 | 38225 |
| | (Low) | (Mid) | (High) |
| Frequency | 2572.5 | 2595 | 2617.5 |
| (MHz) | | | |
| Conducted Power (dBm) | 22.40 | 22.49 | 22.36 |
| Conducted Power (Watts) | 0.1738 | 0.1774 | 0.1722 |
| EIRP(dBm) | 21.45 | 21.54 | 21.41 |
| EIRP(Watts) | 0.1396 | 0.1426 | 0.1384 |

| LTE Band 38 (GT - LC = -0.95 dB) QPSK | | | | | | | | | |
|---------------------------------------|--------|--------|--------|--------|--------|--------|--------|--------|--------|
| Bandwidth | 10M | | | 15M | | | 20M | | |
| Channel | 37800 | 38000 | 38200 | 37825 | 38000 | 38175 | 37850 | 38000 | 38150 |
| | (Low) | (Mid) | (High) | (Low) | (Mid) | (High) | (Low) | (Mid) | (Mid) |
| Frequency | 2575 | 2595 | 2615 | 2577.5 | 2595 | 2612.5 | 2580 | 2595 | 2610 |
| (MHz) | | | | | | | | | |
| Conducted Power (dBm) | 22.51 | 22.50 | 22.57 | 22.47 | 22.40 | 22.55 | 22.59 | 22.55 | 22.45 |
| Conducted Power (Watts) | 0.1782 | 0.1778 | 0.1807 | 0.1766 | 0.1738 | 0.1799 | 0.1816 | 0.1799 | 0.1758 |
| EIRP(dBm) | 21.56 | 21.55 | 21.62 | 21.52 | 21.45 | 21.60 | 21.64 | 21.60 | 21.50 |
| EIRP(Watts) | 0.1432 | 0.1429 | 0.1452 | 0.1419 | 0.1396 | 0.1445 | 0.1459 | 0.1445 | 0.1413 |



| LTE Band 38 (GT - LC = -0.95 dB) 16QAM | | | |
|--|--------|--------|--------|
| Bandwidth | 5M | | |
| Channel | 37775 | 38000 | 38225 |
| | (Low) | (Mid) | (High) |
| Frequency | 2572.5 | 2595 | 2617.5 |
| (MHz) | | | |
| Conducted Power (dBm) | 21.59 | 21.62 | 21.65 |
| Conducted Power (Watts) | 0.1442 | 0.1452 | 0.1462 |
| EIRP(dBm) | 20.64 | 20.67 | 20.70 |
| EIRP(Watts) | 0.1159 | 0.1167 | 0.1175 |

| LTE Band 38 (GT - LC = -0.95 dB) 16QAM | | | | | | | | | |
|--|--------|--------|--------|--------|--------|--------|--------|--------|--------|
| Bandwidth | 10M | | | 15M | | | 20M | | |
| Channel | 37800 | 38000 | 38200 | 37825 | 38000 | 38175 | 37850 | 38000 | 38150 |
| | (Low) | (Mid) | (High) | (Low) | (Mid) | (High) | (Low) | (Mid) | (Mid) |
| Frequency | 2575 | 2595 | 2615 | 2577.5 | 2595 | 2612.5 | 2580 | 2595 | 2610 |
| (MHz) | | | | | | | | | |
| Conducted Power (dBm) | 21.57 | 21.63 | 21.62 | 21.49 | 21.50 | 21.64 | 21.91 | 21.82 | 21.87 |
| Conducted Power (Watts) | 0.1435 | 0.1455 | 0.1452 | 0.1409 | 0.1413 | 0.1459 | 0.1552 | 0.1521 | 0.1538 |
| EIRP(dBm) | 20.62 | 20.68 | 20.67 | 20.54 | 20.55 | 20.69 | 20.96 | 20.87 | 20.92 |
| EIRP(Watts) | 0.1153 | 0.1169 | 0.1167 | 0.1132 | 0.1135 | 0.1172 | 0.1247 | 0.1222 | 0.1236 |



| LTE Band 38 (GT - LC = -0.95 dB) 64QAM | | | |
|--|--------|--------|--------|
| Bandwidth | 5M | | |
| Channel | 37775 | 38000 | 38225 |
| | (Low) | (Mid) | (High) |
| Frequency | 2572.5 | 2595 | 2617.5 |
| (MHz) | | | |
| Conducted Power (dBm) | 20.59 | 20.50 | 20.62 |
| Conducted Power (Watts) | 0.1146 | 0.1122 | 0.1153 |
| EIRP(dBm) | 19.64 | 19.55 | 19.67 |
| EIRP(Watts) | 0.0920 | 0.0902 | 0.0927 |

| LTE Band 38 (GT - LC = -0.95 dB) 64QAM | | | | | | | | | |
|--|--------|--------|--------|--------|--------|--------|--------|--------|--------|
| Bandwidth | 10M | | | 15M | | | 20M | | |
| Channel | 37800 | 38000 | 38200 | 37825 | 38000 | 38175 | 37850 | 38000 | 38150 |
| | (Low) | (Mid) | (High) | (Low) | (Mid) | (High) | (Low) | (Mid) | (Mid) |
| Frequency | 2575 | 2595 | 2615 | 2577.5 | 2595 | 2612.5 | 2580 | 2595 | 2610 |
| (MHz) | | | | | | | | | |
| Conducted Power (dBm) | 20.69 | 20.61 | 20.61 | 20.59 | 20.59 | 20.55 | 20.64 | 20.60 | 20.62 |
| Conducted Power (Watts) | 0.1172 | 0.1151 | 0.1151 | 0.1146 | 0.1146 | 0.1135 | 0.1159 | 0.1148 | 0.1153 |
| EIRP(dBm) | 19.74 | 19.66 | 19.66 | 19.64 | 19.64 | 19.60 | 19.69 | 19.65 | 19.67 |
| EIRP(Watts) | 0.0942 | 0.0925 | 0.0925 | 0.0920 | 0.0920 | 0.0912 | 0.0931 | 0.0923 | 0.0927 |



| LTE Band 41 (G _T - L _C = -0.95 dB) QPSK | | | | | | | | | |
|---|--------|--------|--------|--------|--------|--------|--------|--------|--------|
| Bandwidth | 5M | | | 10M | | | 15M | | |
| Channel | 39675 | 40620 | 41565 | 39700 | 40620 | 41540 | 39725 | 40620 | 41515 |
| | (Low) | (Mid) | (High) | (Low) | (Mid) | (High) | (Low) | (Mid) | (High) |
| Frequency (MHz) | 2498.5 | 2593 | 2687.5 | 2501 | 2593 | 2685 | 2503.5 | 2593 | 2682.5 |
| Conducted Power (dBm) | 25.70 | 25.65 | 25.72 | 25.72 | 25.70 | 25.77 | 25.77 | 25.65 | 25.69 |
| Conducted Power (Watts) | 0.3715 | 0.3673 | 0.3733 | 0.3733 | 0.3715 | 0.3776 | 0.3776 | 0.3673 | 0.3707 |
| EIRP(dBm) | 24.75 | 24.70 | 24.77 | 24.77 | 24.75 | 24.82 | 24.82 | 24.70 | 24.74 |
| EIRP(Watts) | 0.2985 | 0.2951 | 0.2999 | 0.2999 | 0.2985 | 0.3034 | 0.3034 | 0.2951 | 0.2979 |

| LTE Band 41 (G _T - L _C = -0.95 dB) QPSK | | | |
|---|--------|--------|--------|
| Bandwidth | 20M | | |
| Channel | 39750 | 40620 | 41490 |
| | (Low) | (Mid) | (High) |
| Frequency (MHz) | 2506 | 2593 | 2680 |
| Conducted Power (dBm) | 25.78 | 25.71 | 25.71 |
| Conducted Power (Watts) | 0.3784 | 0.3724 | 0.3724 |
| EIRP(dBm) | 24.83 | 24.76 | 24.76 |
| EIRP(Watts) | 0.3041 | 0.2992 | 0.2992 |



| LTE Band 41 (G _T - L _C = -0.95 dB) 16QAM | | | | | | | | | |
|--|--------|--------|--------|--------|--------|--------|--------|--------|--------|
| Bandwidth | 5M | | | 10M | | | 15M | | |
| Channel | 39675 | 40620 | 41565 | 39700 | 40620 | 41540 | 39725 | 40620 | 41515 |
| | (Low) | (Mid) | (High) | (Low) | (Mid) | (High) | (Low) | (Mid) | (High) |
| Frequency | 2498.5 | 2593 | 2687.5 | 2501 | 2593 | 2685 | 2503.5 | 2593 | 2682.5 |
| (MHz) | | | | | | | | | |
| Conducted Power (dBm) | 25.12 | 24.99 | 25.08 | 25.16 | 25.07 | 25.12 | 25.09 | 25.00 | 25.04 |
| Conducted Power (Watts) | 0.3251 | 0.3155 | 0.3221 | 0.3281 | 0.3214 | 0.3251 | 0.3228 | 0.3162 | 0.3192 |
| EIRP(dBm) | 24.17 | 24.04 | 24.13 | 24.21 | 24.12 | 24.17 | 24.14 | 24.05 | 24.09 |
| EIRP(Watts) | 0.2612 | 0.2535 | 0.2588 | 0.2636 | 0.2582 | 0.2612 | 0.2594 | 0.2541 | 0.2564 |

| LTE Band 41 (G _T - L _C = -0.95 dB) 16QAM | | | |
|--|--------|--------|--------|
| Bandwidth | 20M | | |
| Channel | 39750 | 40620 | 41490 |
| | (Low) | (Mid) | (High) |
| Frequency | 2506 | 2593 | 2680 |
| (MHz) | | | |
| Conducted Power (dBm) | 25.08 | 25.03 | 25.03 |
| Conducted Power (Watts) | 0.3221 | 0.3184 | 0.3184 |
| EIRP(dBm) | 24.13 | 24.08 | 24.08 |
| EIRP(Watts) | 0.2588 | 0.2559 | 0.2559 |



| LTE Band 41 (G _T - L _C = -0.95 dB) 64QAM | | | | | | | | | |
|--|--------|--------|--------|--------|--------|--------|--------|--------|--------|
| Bandwidth | 5M | | | 10M | | | 15M | | |
| Channel | 39675 | 40620 | 41565 | 39700 | 40620 | 41540 | 39725 | 40620 | 41515 |
| | (Low) | (Mid) | (High) | (Low) | (Mid) | (High) | (Low) | (Mid) | (High) |
| Frequency | 2498.5 | 2593 | 2687.5 | 2501 | 2593 | 2685 | 2503.5 | 2593 | 2682.5 |
| (MHz) | | | | | | | | | |
| Conducted Power (dBm) | 24.39 | 23.80 | 23.85 | 24.11 | 24.03 | 24.08 | 24.02 | 24.40 | 23.97 |
| Conducted Power (Watts) | 0.2748 | 0.2399 | 0.2427 | 0.2576 | 0.2529 | 0.2559 | 0.2523 | 0.2754 | 0.2495 |
| EIRP(dBm) | 23.44 | 22.85 | 22.90 | 23.16 | 23.08 | 23.13 | 23.07 | 23.45 | 23.02 |
| EIRP(Watts) | 0.2208 | 0.1928 | 0.1950 | 0.2070 | 0.2032 | 0.2056 | 0.2028 | 0.2213 | 0.2004 |

| LTE Band 41 (G _T - L _C = -0.95 dB) 64QAM | | | |
|--|--------|--------|--------|
| Bandwidth | 20M | | |
| Channel | 39750 | 40620 | 41490 |
| | (Low) | (Mid) | (High) |
| Frequency | 2506 | 2593 | 2680 |
| (MHz) | | | |
| Conducted Power (dBm) | 24.01 | 23.93 | 23.98 |
| Conducted Power (Watts) | 0.2518 | 0.2472 | 0.2500 |
| EIRP(dBm) | 23.06 | 22.98 | 23.03 |
| EIRP(Watts) | 0.2023 | 0.1986 | 0.2009 |



CA EIRP

| LTE Band 41 CA (GT - LC = -0.95 dB) QPSK | | | |
|--|-----------|--------|--------|
| Bandwidth | 15M + 15M | | |
| Channel PCC | 39725 | 40545 | 41365 |
| | (Low) | (Mid) | (High) |
| Channel SCC | 39875 | 40695 | 41515 |
| | (Low) | (Mid) | (High) |
| Conducted Power (dBm) | 22.23 | 22.40 | 22.43 |
| Conducted Power (Watts) | 0.1671 | 0.1738 | 0.1750 |
| EIRP(dBm) | 21.28 | 21.45 | 21.48 |
| EIRP(Watts) | 0.1343 | 0.1396 | 0.1406 |

| LTE Band 41 CA (GT - LC = -0.95 dB) QPSK | | | | | | | | | |
|--|-----------|--------|--------|-----------|--------|--------|-----------|--------|--------|
| Bandwidth | 10M + 20M | | | 20M + 10M | | | 15M + 20M | | |
| Channel PCC | 39705 | 40526 | 41346 | 39750 | 40571 | 41391 | 39728 | 40523 | 41319 |
| | (Low) | (Mid) | (High) | (Low) | (Mid) | (High) | (Low) | (Mid) | (High) |
| Channel SCC | 39849 | 40670 | 41490 | 39894 | 40715 | 41535 | 39899 | 40694 | 41490 |
| | (Low) | (Mid) | (High) | (Low) | (Mid) | (High) | (Low) | (Mid) | (High) |
| Conducted Power (dBm) | 22.36 | 22.17 | 22.06 | 22.37 | 22.12 | 21.12 | 22.41 | 22.17 | 22.18 |
| Conducted Power (Watts) | 0.1722 | 0.1648 | 0.1607 | 0.1726 | 0.1629 | 0.1294 | 0.1742 | 0.1648 | 0.1652 |
| EIRP(dBm) | 21.41 | 21.22 | 21.11 | 21.42 | 21.17 | 20.17 | 21.46 | 21.22 | 21.23 |
| EIRP(Watts) | 0.1384 | 0.1324 | 0.1291 | 0.1387 | 0.1309 | 0.1040 | 0.1400 | 0.1324 | 0.1327 |



| LTE Band 41 CA (GT - LC = -0.95 dB) QPSK | | | | | | |
|--|---------|--------|--------|---------|--------|--------|
| Bandwidth | 20M+15M | | | 20M+20M | | |
| Channel PCC | 39750 | 40546 | 41341 | 39750 | 40521 | 41292 |
| | (Low) | (Mid) | (High) | (Low) | (Mid) | (High) |
| Channel SCC | 39921 | 40717 | 41512 | 39948 | 40719 | 41490 |
| | (Low) | (Mid) | (High) | (Low) | (Mid) | (High) |
| Conducted Power (dBm) | 22.19 | 22.07 | 22.59 | 22.22 | 22.69 | 22.07 |
| Conducted Power (Watts) | 0.1656 | 0.1611 | 0.1816 | 0.1667 | 0.1858 | 0.1611 |
| EIRP(dBm) | 21.24 | 21.12 | 21.64 | 21.27 | 21.74 | 21.12 |
| EIRP(Watts) | 0.1330 | 0.1294 | 0.1459 | 0.1340 | 0.1493 | 0.1294 |

| LTE Band 41 CA (GT - LC = -0.95 dB) 16QAM | | | |
|---|-----------|--------|--------|
| Bandwidth | 15M + 15M | | |
| Channel PCC | 39725 | 40545 | 41365 |
| | (Low) | (Mid) | (High) |
| Channel SCC | 39875 | 40695 | 41515 |
| | (Low) | (Mid) | (High) |
| Conducted Power (dBm) | 21.67 | 21.46 | 21.58 |
| Conducted Power (Watts) | 0.1469 | 0.1400 | 0.1439 |
| EIRP(dBm) | 20.72 | 20.51 | 20.63 |
| EIRP(Watts) | 0.1180 | 0.1125 | 0.1156 |

| LTE Band 41 CA (GT - LC = -0.95 dB) 16QAM | | | | | | | | | |
|---|-----------|--------|--------|-----------|--------|--------|-----------|--------|--------|
| Bandwidth | 10M + 20M | | | 20M + 10M | | | 15M + 20M | | |
| Channel PCC | 39705 | 40526 | 41346 | 39750 | 40571 | 41391 | 39728 | 40523 | 41319 |
| | (Low) | (Mid) | (High) | (Low) | (Mid) | (High) | (Low) | (Mid) | (High) |
| Channel SCC | 39849 | 40670 | 41490 | 39894 | 40715 | 41535 | 39899 | 40694 | 41490 |
| | (Low) | (Mid) | (High) | (Low) | (Mid) | (High) | (Low) | (Mid) | (High) |
| Conducted Power (dBm) | 21.33 | 21.11 | 21.24 | 21.34 | 22.04 | 21.09 | 21.36 | 21.26 | 21.28 |
| Conducted Power (Watts) | 0.1358 | 0.1291 | 0.1330 | 0.1361 | 0.1600 | 0.1285 | 0.1368 | 0.1337 | 0.1343 |
| EIRP(dBm) | 20.38 | 20.16 | 20.29 | 20.39 | 21.09 | 20.14 | 20.41 | 20.31 | 20.33 |
| EIRP(Watts) | 0.1091 | 0.1038 | 0.1069 | 0.1094 | 0.1285 | 0.1033 | 0.1099 | 0.1074 | 0.1079 |



| LTE Band 41 CA (GT - LC = -0.95 dB) 16QAM | | | | | | |
|---|---------|--------|--------|---------|--------|--------|
| Bandwidth | 20M+15M | | | 20M+20M | | |
| Channel PCC | 39750 | 40546 | 41341 | 39750 | 40521 | 41292 |
| | (Low) | (Mid) | (High) | (Low) | (Mid) | (High) |
| Channel SCC | 39921 | 40717 | 41512 | 39948 | 40719 | 41490 |
| | (Low) | (Mid) | (High) | (Low) | (Mid) | (High) |
| Conducted Power (dBm) | 21.26 | 21.11 | 21.22 | 21.29 | 21.12 | 21.09 |
| Conducted Power (Watts) | 0.1337 | 0.1291 | 0.1324 | 0.1346 | 0.1294 | 0.1285 |
| EIRP(dBm) | 20.31 | 20.16 | 20.27 | 20.34 | 20.17 | 20.14 |
| EIRP(Watts) | 0.1074 | 0.1038 | 0.1064 | 0.1081 | 0.1040 | 0.1033 |

| LTE Band 41 CA (GT - LC = -0.95 dB) 64QAM | | | |
|---|-----------|--------|--------|
| Bandwidth | 15M + 15M | | |
| Channel PCC | 39725 | 40545 | 41365 |
| | (Low) | (Mid) | (High) |
| Channel SCC | 39875 | 40695 | 41515 |
| | (Low) | (Mid) | (High) |
| Conducted Power (dBm) | 19.52 | 19.42 | 19.59 |
| Conducted Power (Watts) | 0.0895 | 0.0875 | 0.0910 |
| EIRP(dBm) | 18.57 | 18.47 | 18.64 |
| EIRP(Watts) | 0.0719 | 0.0703 | 0.0731 |

| LTE Band 41 CA (GT - LC = -0.95 dB) 64QAM | | | | | | | | | |
|---|-----------|--------|--------|-----------|--------|--------|-----------|--------|--------|
| Bandwidth | 10M + 20M | | | 20M + 10M | | | 15M + 20M | | |
| Channel PCC | 39705 | 40526 | 41346 | 39750 | 40571 | 41391 | 39728 | 40523 | 41319 |
| | (Low) | (Mid) | (High) | (Low) | (Mid) | (High) | (Low) | (Mid) | (High) |
| Channel SCC | 39849 | 40670 | 41490 | 39894 | 40715 | 41535 | 39899 | 40694 | 41490 |
| | (Low) | (Mid) | (High) | (Low) | (Mid) | (High) | (Low) | (Mid) | (High) |
| Conducted Power (dBm) | 19.27 | 21.11 | 19.24 | 19.31 | 19.11 | 19.17 | 19.31 | 21.03 | 19.24 |
| Conducted Power (Watts) | 0.0845 | 0.1291 | 0.0839 | 0.0853 | 0.0815 | 0.0826 | 0.0853 | 0.1268 | 0.0839 |
| EIRP(dBm) | 18.32 | 20.16 | 18.29 | 18.36 | 18.16 | 18.22 | 18.36 | 20.08 | 18.29 |
| EIRP(Watts) | 0.0679 | 0.1038 | 0.0675 | 0.0685 | 0.0655 | 0.0664 | 0.0685 | 0.1019 | 0.0675 |



| LTE Band 41 CA (GT - LC = -0.95 dB) 64QAM | | | | | | |
|---|---------|--------|--------|---------|--------|--------|
| Bandwidth | 20M+15M | | | 20M+20M | | |
| Channel PCC | 39750 | 40546 | 41341 | 39750 | 40521 | 41292 |
| | (Low) | (Mid) | (High) | (Low) | (Mid) | (High) |
| Channel SCC | 39921 | 40717 | 41512 | 39948 | 40719 | 41490 |
| | (Low) | (Mid) | (High) | (Low) | (Mid) | (High) |
| Conducted Power (dBm) | 20.20 | 20.63 | 19.14 | 20.19 | 20.08 | 20.06 |
| Conducted Power (Watts) | 0.1047 | 0.1156 | 0.0820 | 0.1045 | 0.1019 | 0.1014 |
| EIRP(dBm) | 19.25 | 19.68 | 18.19 | 19.24 | 19.13 | 19.11 |
| EIRP(Watts) | 0.0841 | 0.0929 | 0.0659 | 0.0839 | 0.0818 | 0.0815 |



LTE Band 7

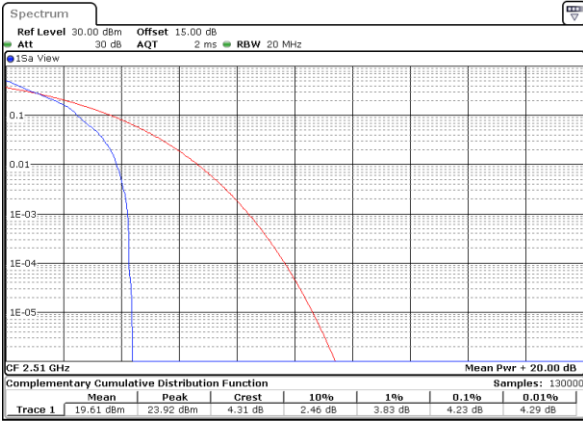
Peak-to-Average Ratio

| Mode | LTE Band 7 / 20MHz | | | | |
|------------|--------------------|---------|-------|---------|-------------|
| Mod. | QPSK | | 16QAM | | Limit: 13dB |
| RB Size | 1RB | Full RB | 1RB | Full RB | Result |
| Lowest CH | 4.23 | 4.90 | 4.90 | 5.94 | PASS |
| Middle CH | 4.55 | 5.16 | 5.39 | 6.06 | |
| Highest CH | 4.41 | 4.93 | 5.28 | 5.80 | |
| Mode | LTE Band 7 / 20MHz | | | | |
| Mod. | 64QAM | | | | Limit: 13dB |
| RB Size | 1RB | Full RB | | | Result |
| Lowest CH | 5.54 | 6.29 | - | - | PASS |
| Middle CH | 4.96 | 6.29 | - | - | |
| Highest CH | 4.70 | 6.29 | - | - | |



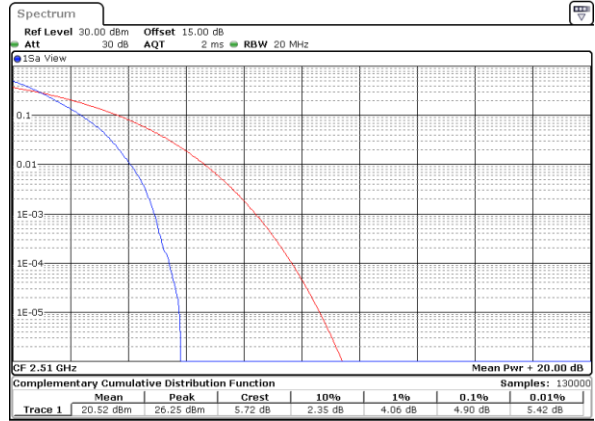
LTE Band 7 / 20MHz / QPSK

Lowest Channel / 1RB



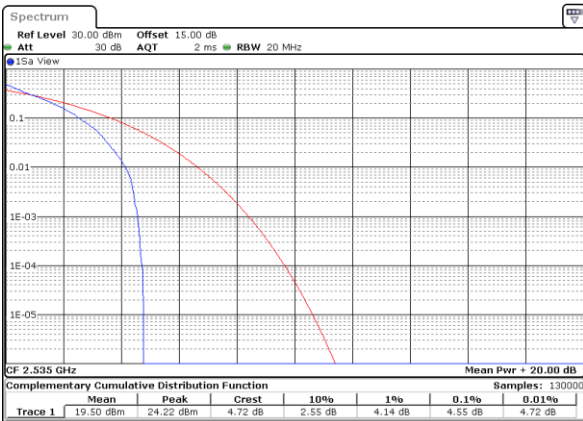
Date: 25 JUN 2021 11:52:50

Lowest Channel / Full RB



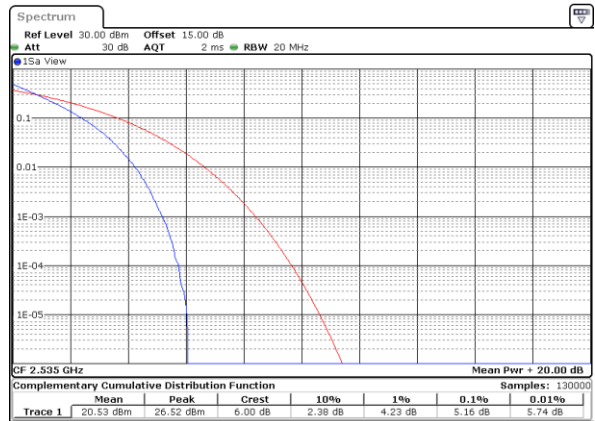
Date: 25 JUN 2021 11:53:25

Middle Channel / 1RB



Date: 25 JUN 2021 11:53:03

Middle Channel / Full RB



Date: 25 JUN 2021 11:54:20

Highest Channel / 1RB



Date: 25 JUN 2021 11:54:47

Highest Channel / Full RB

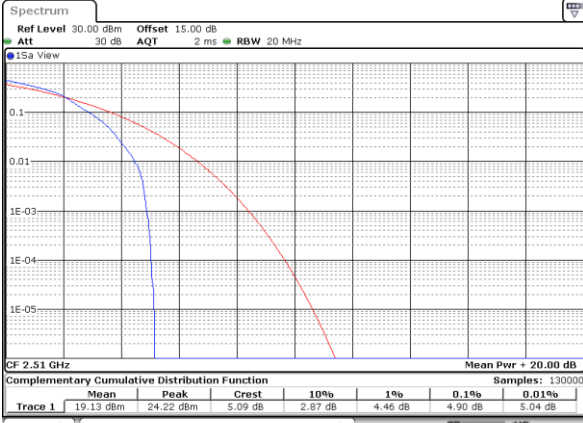


Date: 25 JUN 2021 11:55:15



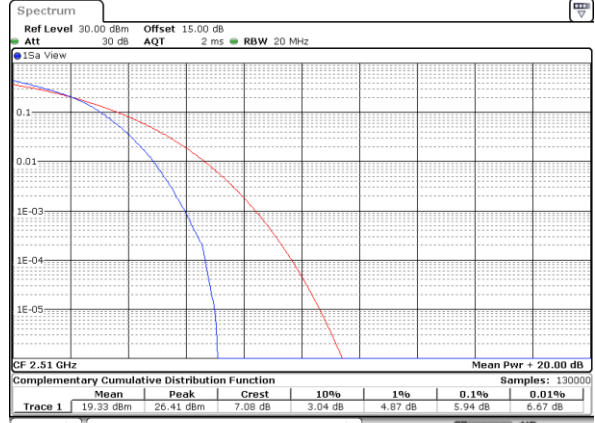
LTE Band 7 / 20MHz / 16QAM

Lowest Channel / 1RB



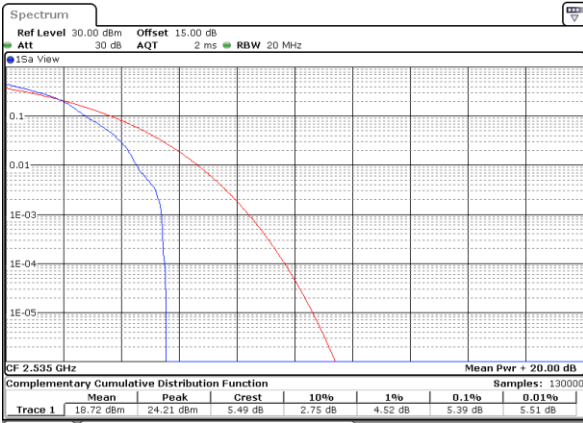
Date: 25 JUN 2021 11:50:14

Lowest Channel / Full RB



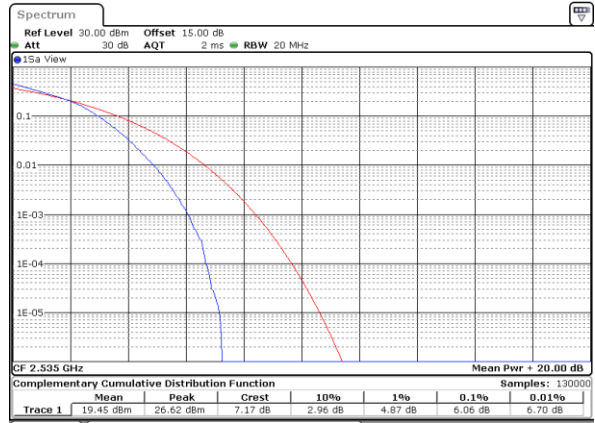
Date: 25 JUN 2021 11:50:41

Middle Channel / 1RB



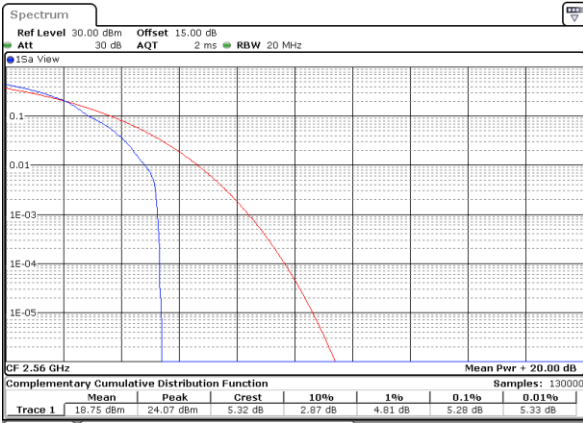
Date: 25 JUN 2021 11:51:08

Middle Channel / Full RB



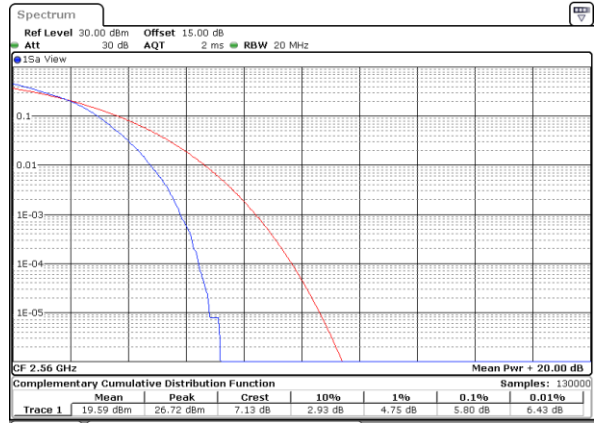
Date: 25 JUN 2021 11:51:36

Highest Channel / 1RB



Date: 25 JUN 2021 11:52:03

Highest Channel / Full RB

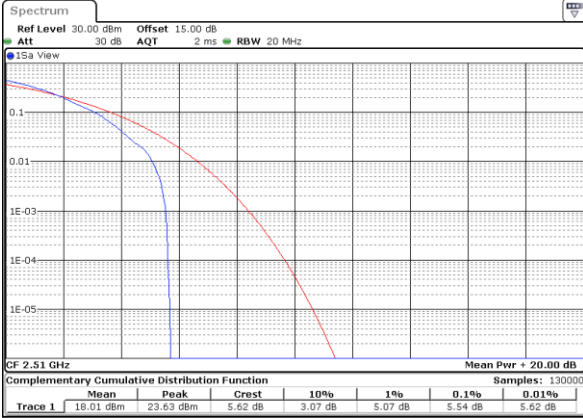


Date: 25 JUN 2021 11:52:30



LTE Band 7 / 20MHz / 64QAM

Lowest Channel / 1RB



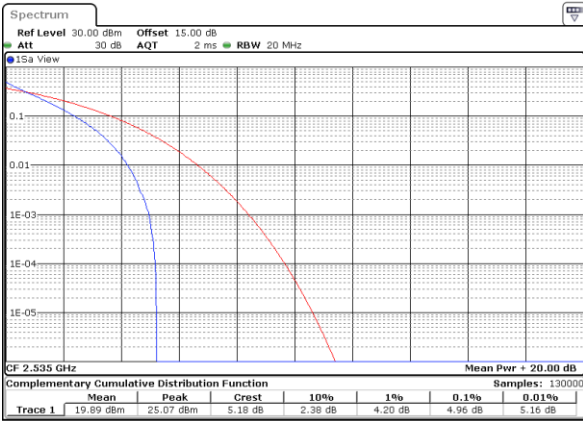
Date: 25 JUN 2021 13:49:37

Lowest Channel / Full RB



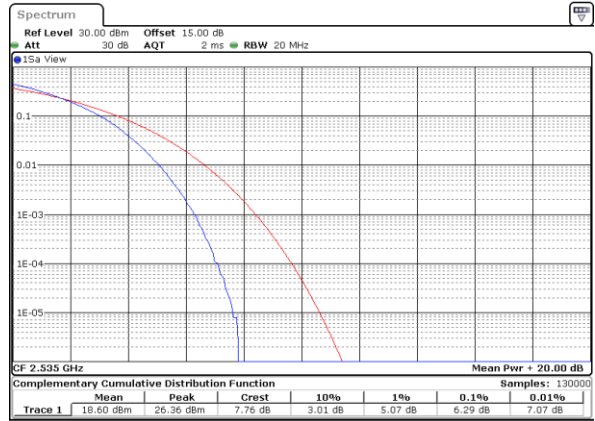
Date: 25 JUN 2021 11:56:09

Middle Channel / 1RB



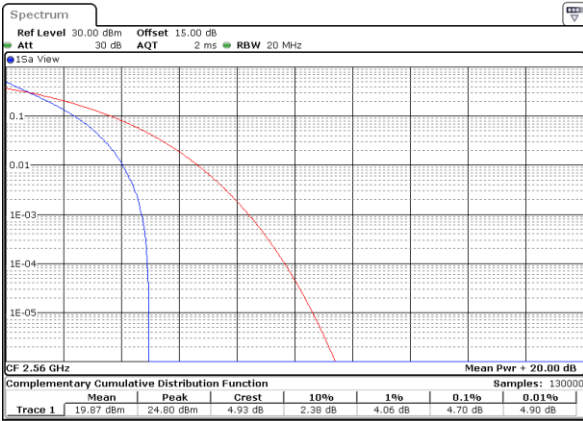
Date: 25 JUN 2021 13:50:27

Middle Channel / Full RB



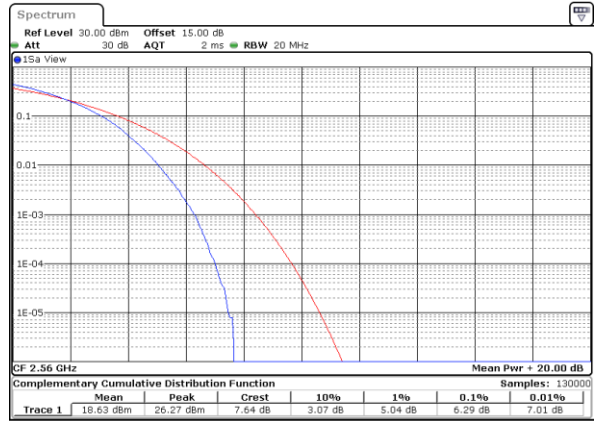
Date: 25 JUN 2021 11:57:04

Highest Channel / 1RB



Date: 25 JUN 2021 13:51:38

Highest Channel / Full RB



Date: 25 JUN 2021 11:57:58



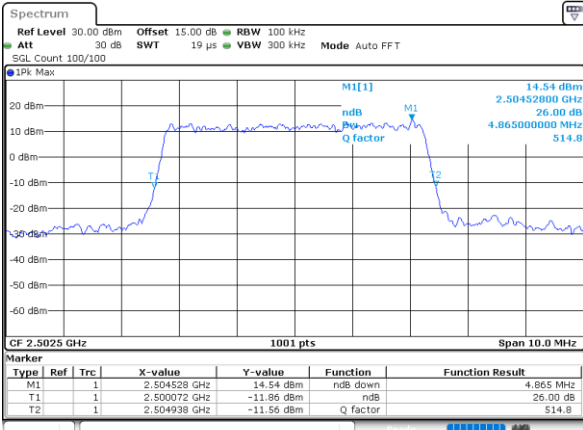
26dB Bandwidth

| Mode | LTE Band 7 : 26dB BW(MHz) | | | | | | | | | | | |
|------------|---------------------------|--|--|-------|-------|-------|-------|-------|-------|-------|-------|--|
| BW | | | | 5MHz | | 10MHz | | 15MHz | | 20MHz | | |
| Mod. | | | | QPSK | 16QAM | QPSK | 16QAM | QPSK | 16QAM | QPSK | 16QAM | |
| Lowest CH | | | | 4.87 | 4.85 | 9.63 | 9.67 | 14.51 | 14.33 | 18.70 | 19.06 | |
| Middle CH | | | | 4.81 | 4.89 | 9.81 | 9.81 | 14.21 | 14.48 | 19.06 | 19.02 | |
| Highest CH | | | | 4.85 | 4.94 | 9.71 | 9.87 | 14.39 | 14.45 | 18.74 | 18.98 | |
| Mode | LTE Band 7 : 26dB BW(MHz) | | | | | | | | | | | |
| BW | | | | 5MHz | | 10MHz | | 15MHz | | 20MHz | | |
| Mod. | | | | 64QAM | | 64QAM | | 64QAM | | 64QAM | | |
| Lowest CH | | | | 4.82 | - | 9.85 | - | 14.33 | - | 18.86 | - | |
| Middle CH | | | | 4.92 | - | 9.73 | - | 14.18 | - | 19.26 | - | |
| Highest CH | | | | 4.86 | - | 9.75 | - | 14.48 | - | 18.74 | - | |



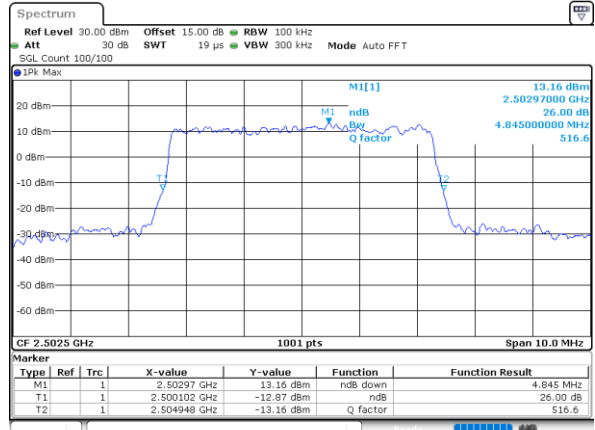
LTE Band 7

Lowest Channel / 5MHz / QPSK



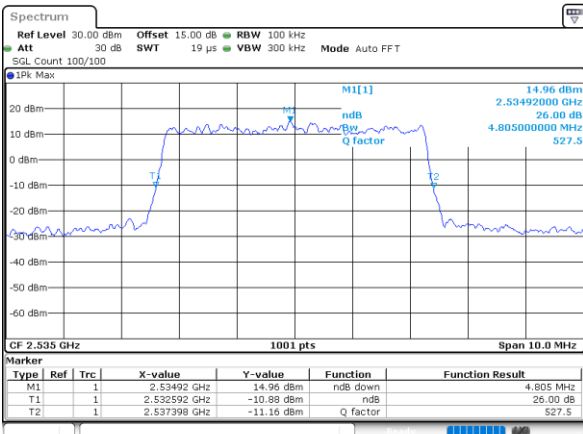
Date: 25 JUN 2021 09:54:24

Lowest Channel / 5MHz / 16QAM



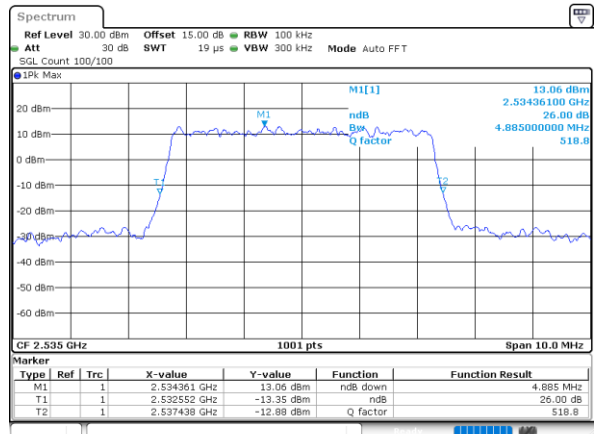
Date: 25 JUN 2021 09:54:48

Middle Channel / 5MHz / QPSK



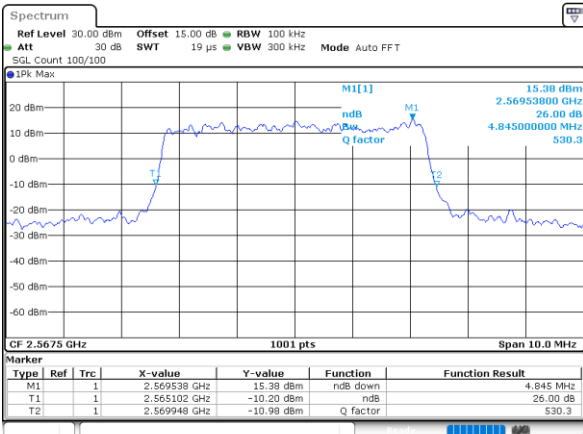
Date: 25 JUN 2021 09:06:58

Middle Channel / 5MHz / 16QAM



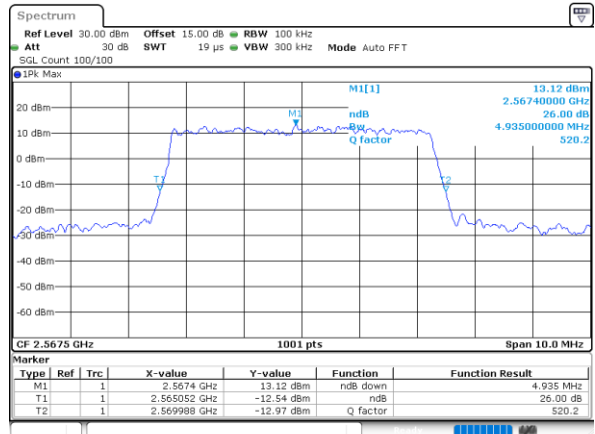
Date: 25 JUN 2021 09:07:21

Highest Channel / 5MHz / QPSK



Date: 25 JUN 2021 09:11:19

Highest Channel / 5MHz / 16QAM

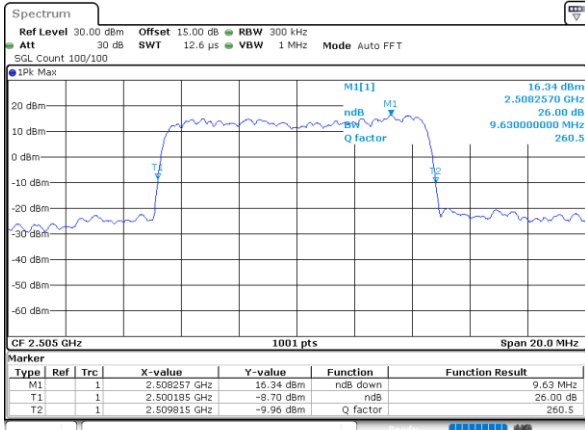


Date: 25 JUN 2021 09:11:42



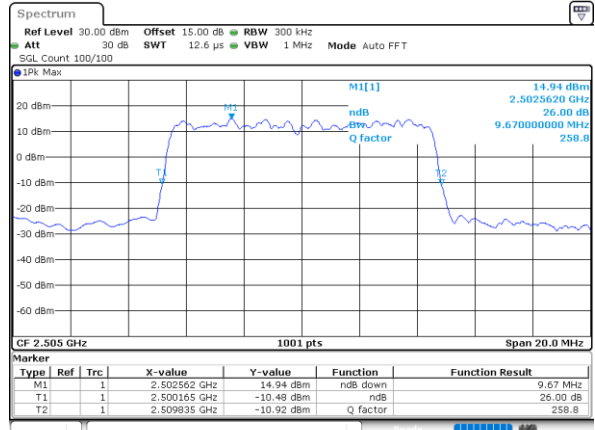
LTE Band 7

Lowest Channel / 10MHz / QPSK



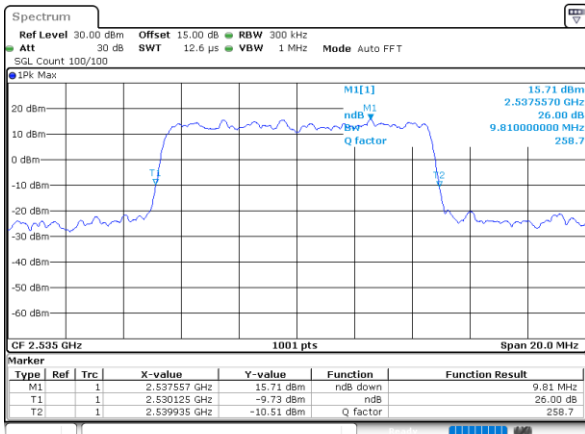
Date: 25 JUN 2021 09:38:13

Lowest Channel / 10MHz / 16QAM



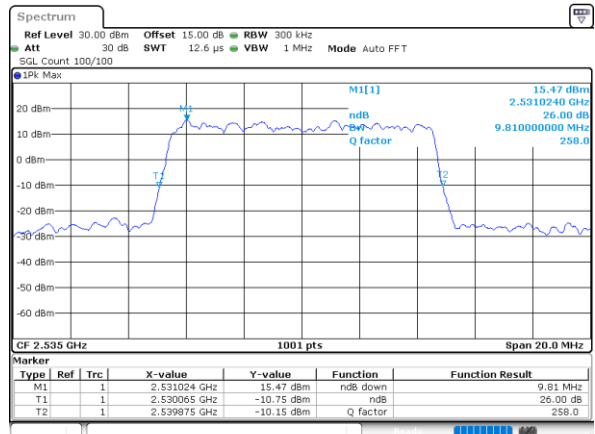
Date: 25 JUN 2021 09:38:37

Middle Channel / 10MHz / QPSK



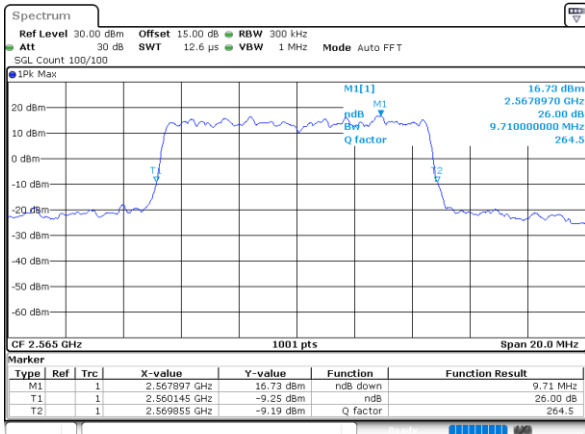
Date: 25 JUN 2021 09:50:47

Middle Channel / 10MHz / 16QAM



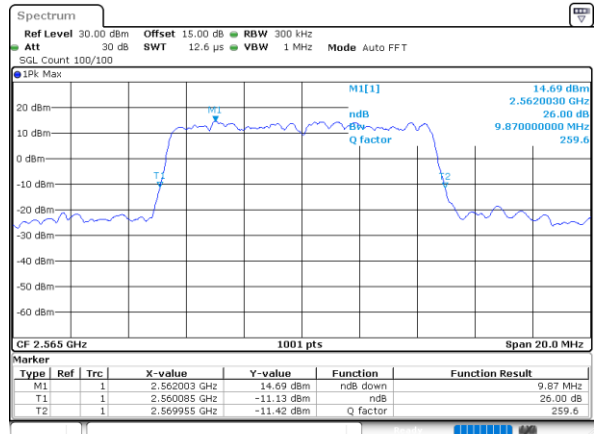
Date: 25 JUN 2021 09:51:11

Highest Channel / 10MHz / QPSK



Date: 25 JUN 2021 09:55:09

Highest Channel / 10MHz / 16QAM

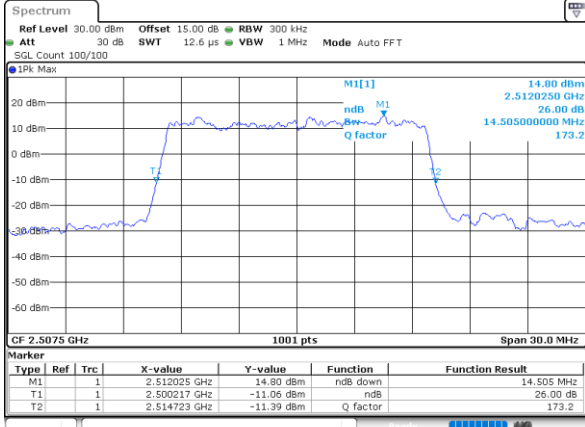


Date: 25 JUN 2021 09:55:32



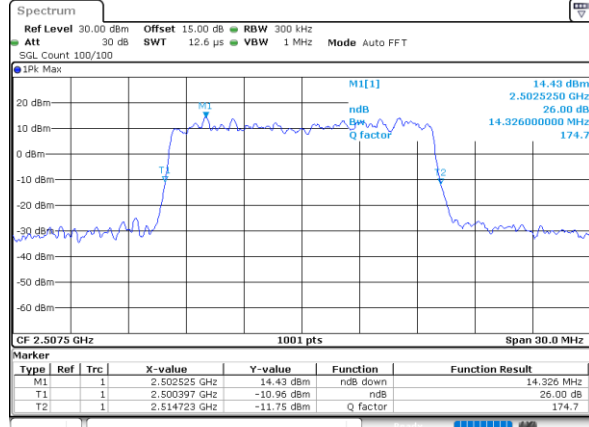
LTE Band 7

Lowest Channel / 15MHz / QPSK



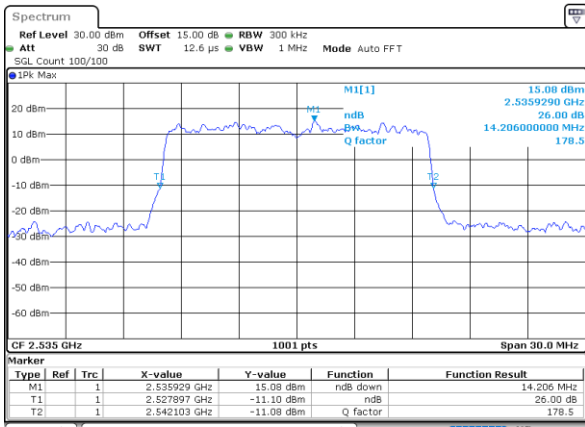
Date: 25 JUN 2021 10:22:03

Lowest Channel / 15MHz / 16QAM



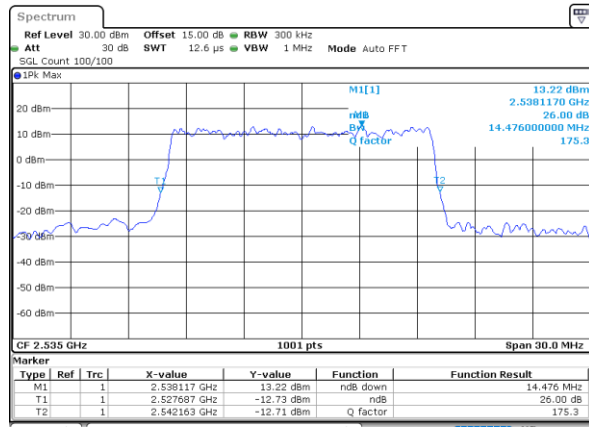
Date: 25 JUN 2021 10:22:27

Middle Channel / 15MHz / QPSK



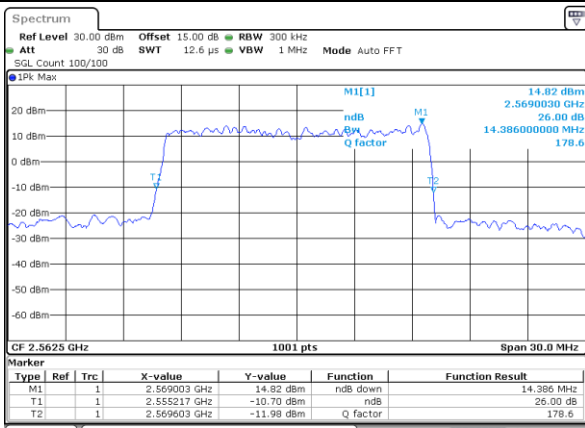
Date: 25 JUN 2021 10:34:06

Middle Channel / 15MHz / 16QAM



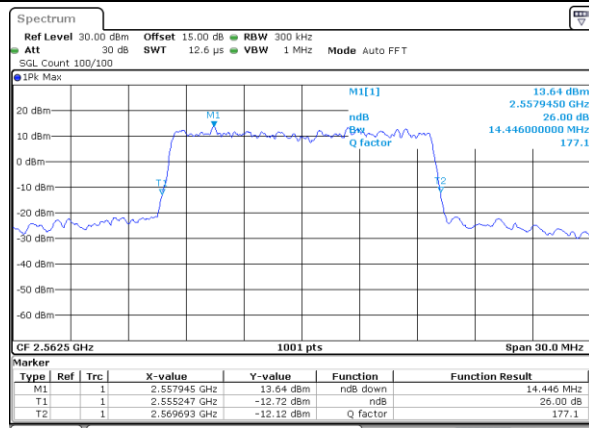
Date: 25 JUN 2021 10:35:00

Highest Channel / 15MHz / QPSK



Date: 25 JUN 2021 10:38:58

Highest Channel / 15MHz / 16QAM

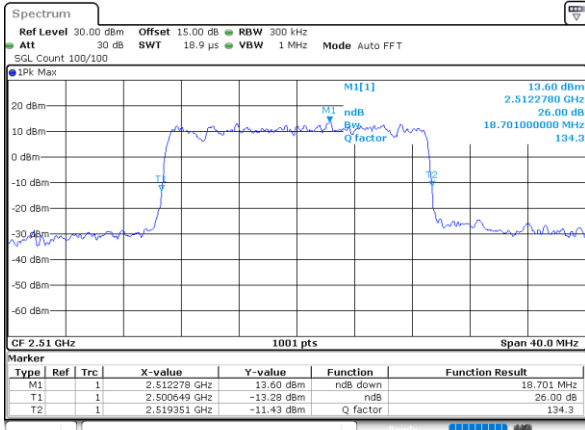


Date: 25 JUN 2021 10:39:21



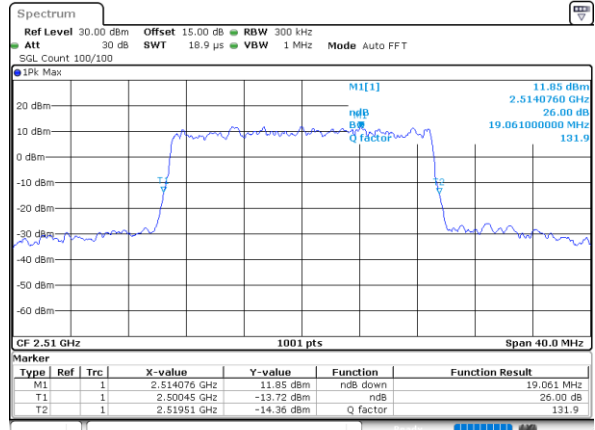
LTE Band 7

Lowest Channel / 20MHz / QPSK



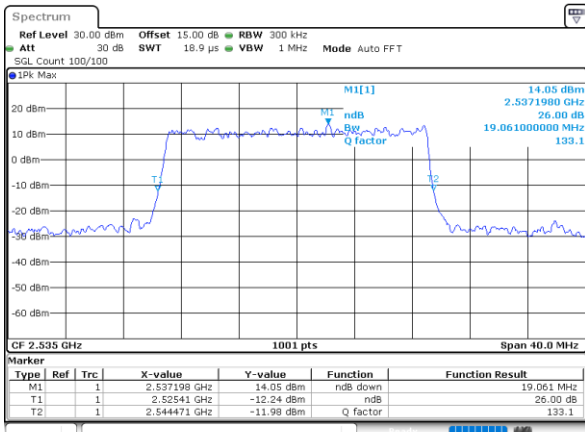
Date: 25 JUN 2021 11:06:36

Lowest Channel / 20MHz / 16QAM



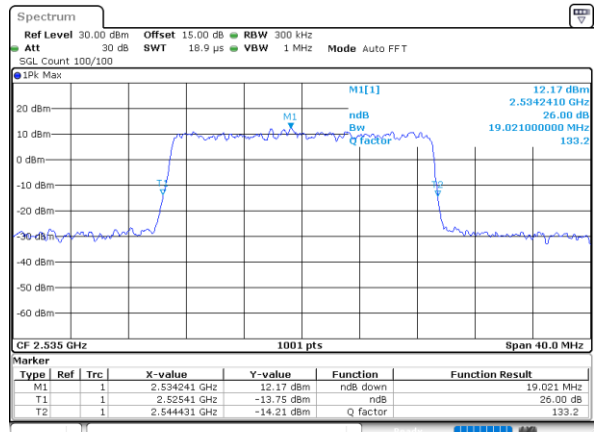
Date: 25 JUN 2021 13:45:01

Middle Channel / 20MHz / QPSK



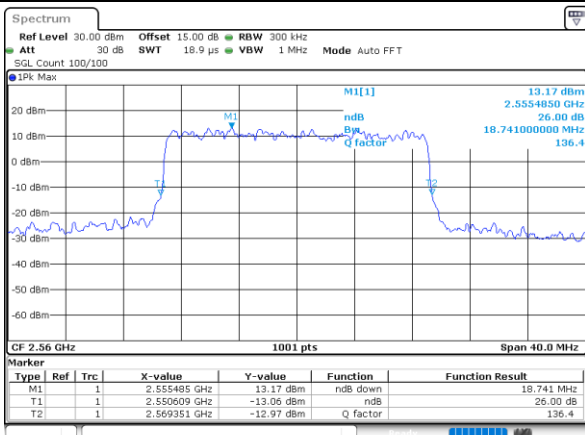
Date: 25 JUN 2021 11:19:08

Middle Channel / 20MHz / 16QAM



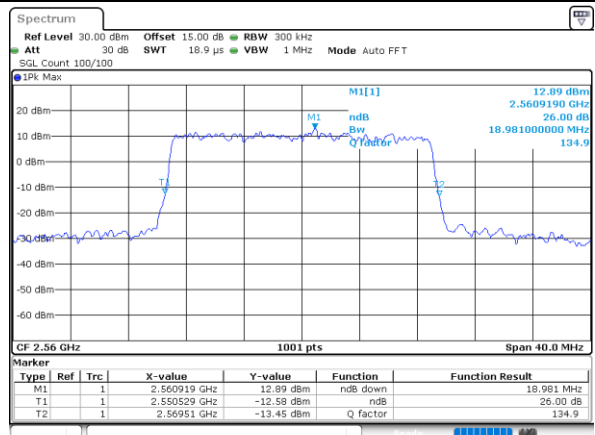
Date: 25 JUN 2021 11:19:31

Highest Channel / 20MHz / QPSK



Date: 25 JUN 2021 11:24:13

Highest Channel / 20MHz / 16QAM

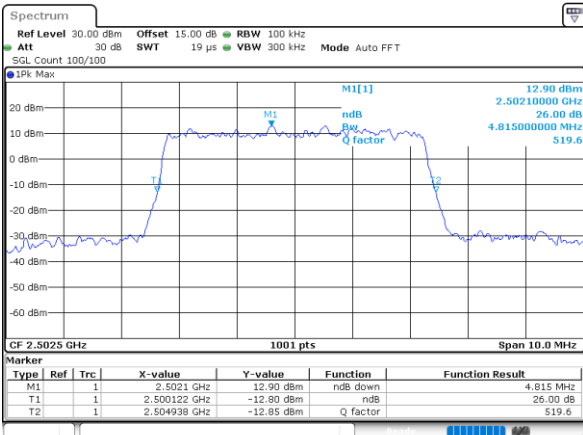


Date: 25 JUN 2021 11:24:37



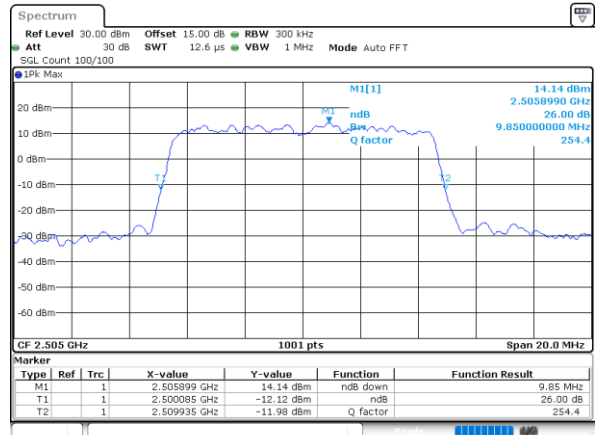
LTE Band 7

Lowest Channel / 5MHz / 64QAM



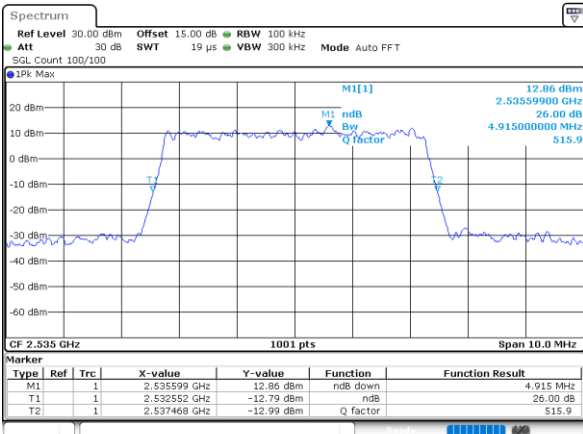
Date: 25 JUN 2021 09:23:18

Lowest Channel / 10MHz / 64QAM



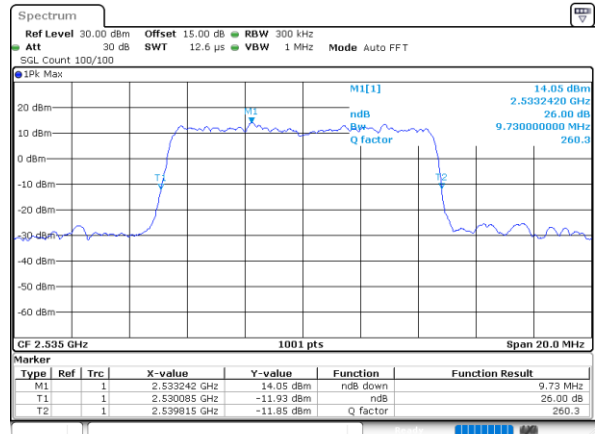
Date: 25 JUN 2021 10:07:09

Middle Channel / 5MHz / 64QAM



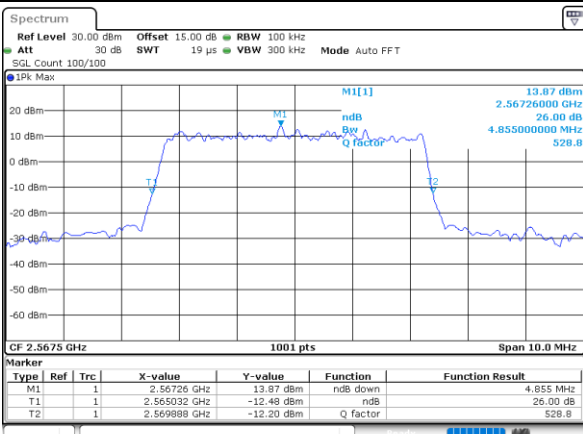
Date: 25 JUN 2021 09:29:26

Middle Channel / 10MHz / 64QAM



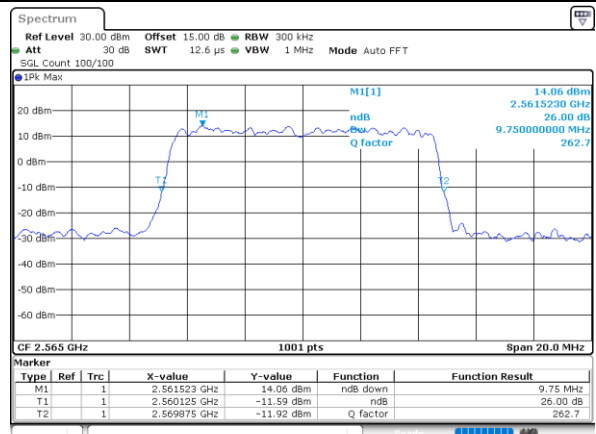
Date: 25 JUN 2021 10:11:16

Highest Channel / 5MHz / 64QAM



Date: 25 JUN 2021 09:31:28

Highest Channel / 10MHz / 64QAM

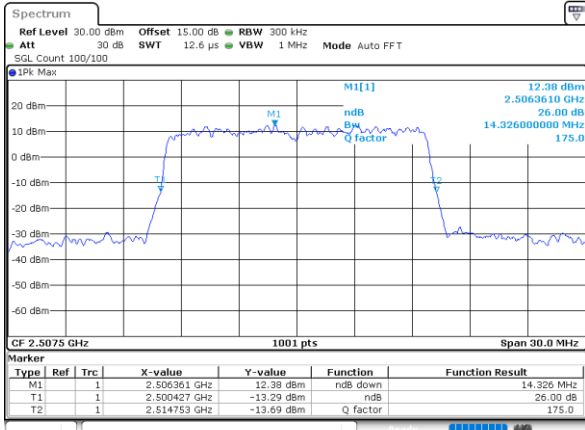


Date: 25 JUN 2021 10:11:19



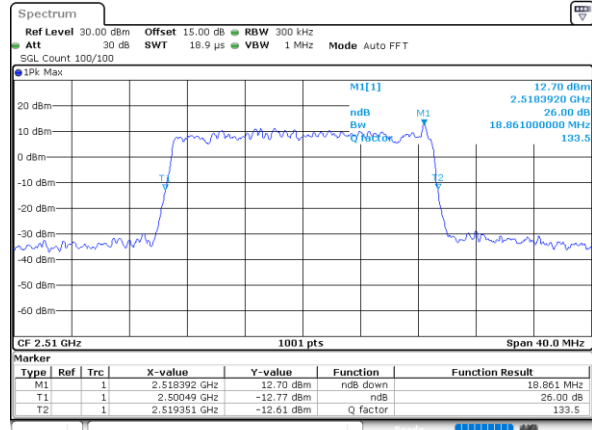
LTE Band 7

Lowest Channel / 15MHz / 64QAM



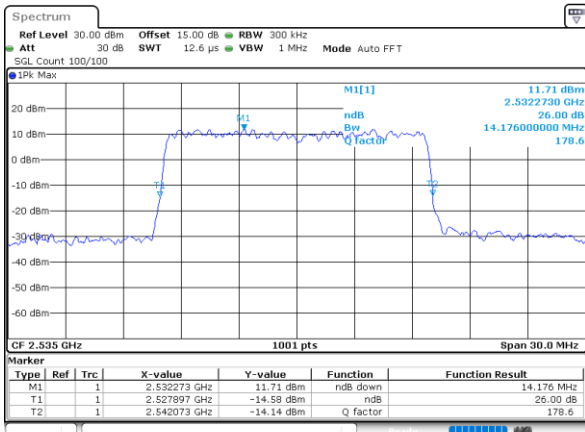
Date: 25 JUN 2021 10:50:57

Lowest Channel / 20MHz / 64QAM



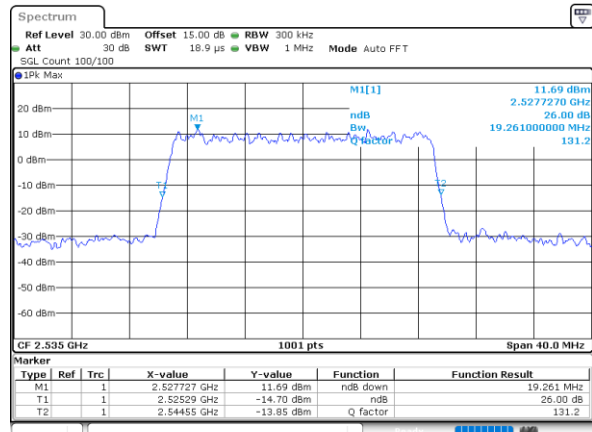
Date: 25 JUN 2021 11:13:12

Middle Channel / 15MHz / 64QAM



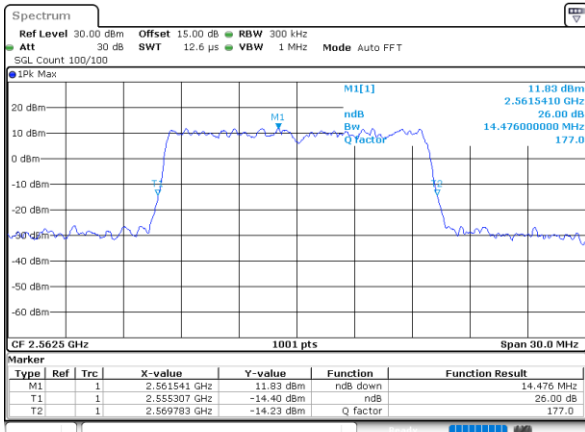
Date: 25 JUN 2021 10:57:05

Middle Channel / 20MHz / 64QAM



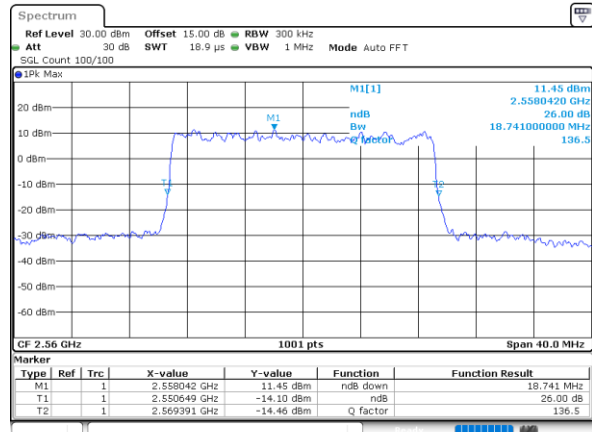
Date: 25 JUN 2021 11:42:19

Highest Channel / 15MHz / 64QAM



Date: 25 JUN 2021 10:59:51

Highest Channel / 20MHz / 64QAM



Date: 25 JUN 2021 11:44:21



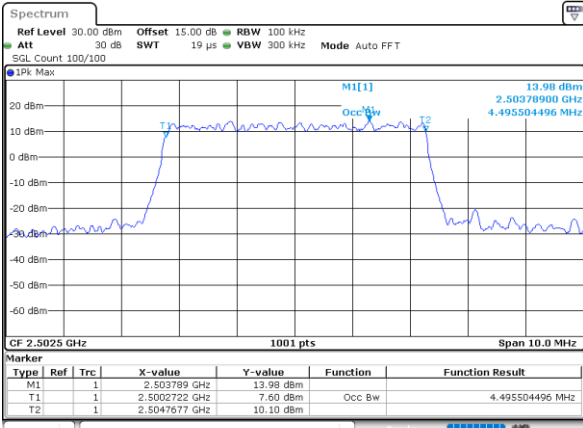
Occupied Bandwidth

| Mode | LTE Band 7 : 99%OBW(MHz) | | | | | | | | | | | |
|------------|--------------------------|--|--|-------|-------|-------|-------|-------|-------|-------|-------|--|
| BW | | | | 5MHz | | 10MHz | | 15MHz | | 20MHz | | |
| Mod. | | | | QPSK | 16QAM | QPSK | 16QAM | QPSK | 16QAM | QPSK | 16QAM | |
| Lowest CH | | | | 4.50 | 4.49 | 9.01 | 9.01 | 13.46 | 13.49 | 17.82 | 17.90 | |
| Middle CH | | | | 4.49 | 4.49 | 9.05 | 9.03 | 13.43 | 13.43 | 17.94 | 17.86 | |
| Highest CH | | | | 4.48 | 4.49 | 9.05 | 9.03 | 13.46 | 13.49 | 17.90 | 17.86 | |
| Mode | LTE Band 7 : 99%OBW(MHz) | | | | | | | | | | | |
| BW | | | | 5MHz | | 10MHz | | 15MHz | | 20MHz | | |
| Mod. | | | | 64QAM | | 64QAM | | 64QAM | | 64QAM | | |
| Lowest CH | | | | 4.50 | - | 8.97 | - | 13.37 | - | 17.82 | - | |
| Middle CH | | | | 4.49 | - | 9.07 | - | 13.46 | - | 17.86 | - | |
| Highest CH | | | | 4.48 | - | 9.05 | - | 13.49 | - | 17.90 | - | |



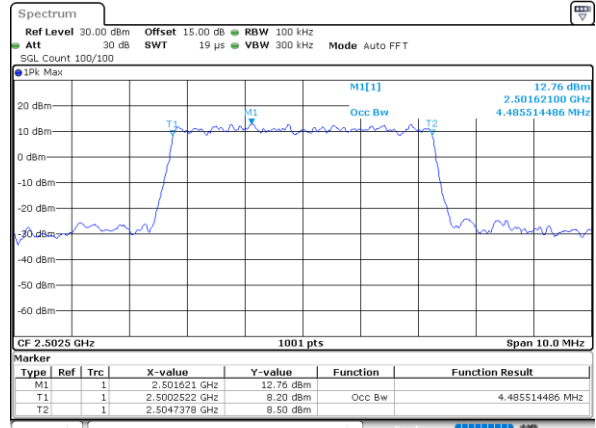
LTE Band 7

Lowest Channel / 5MHz / QPSK



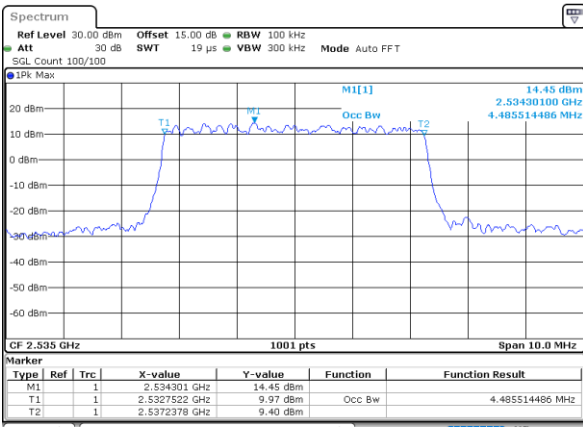
Date: 25 JUN 2021 09:53:14

Lowest Channel / 5MHz / 16QAM



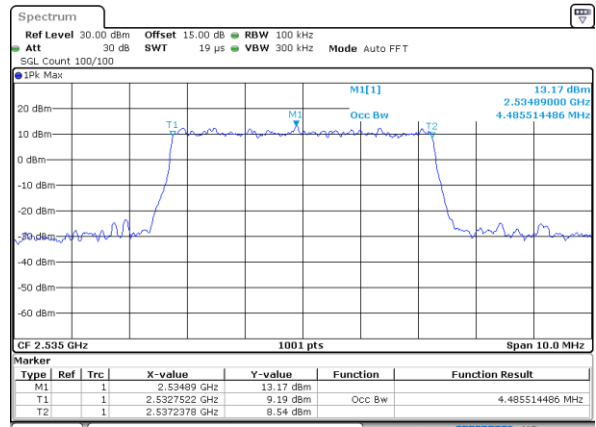
Date: 25 JUN 2021 09:53:19

Middle Channel / 5MHz / QPSK



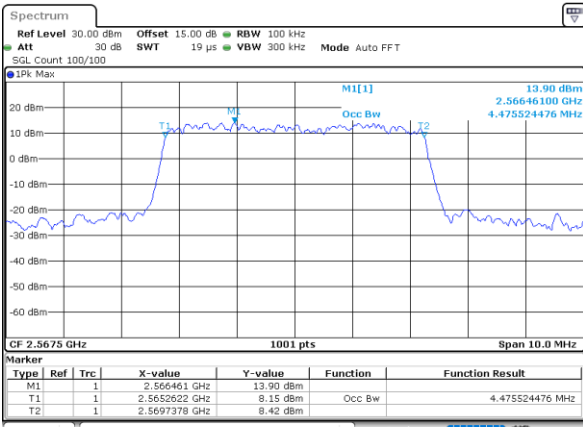
Date: 25 JUN 2021 09:06:08

Middle Channel / 5MHz / 16QAM



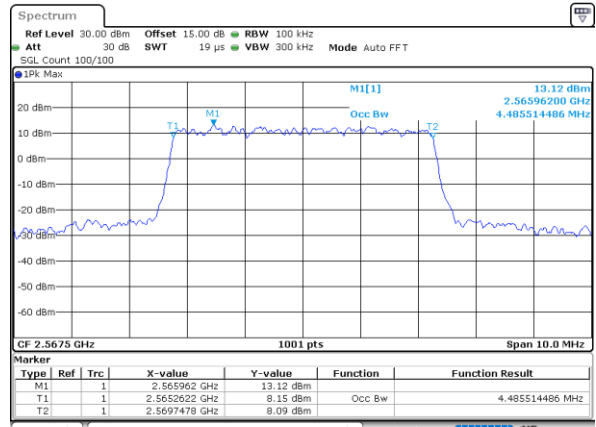
Date: 25 JUN 2021 09:06:13

Highest Channel / 5MHz / QPSK



Date: 25 JUN 2021 09:10:29

Highest Channel / 5MHz / 16QAM

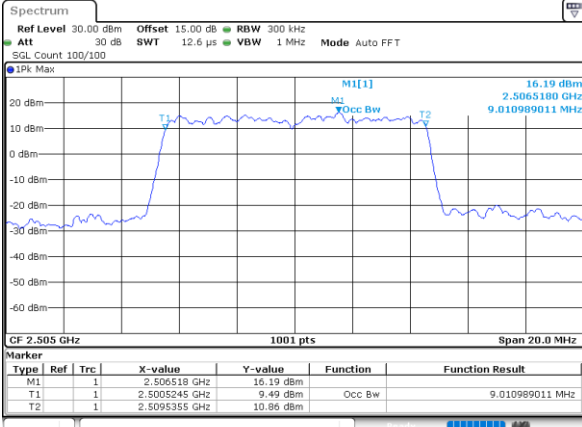


Date: 25 JUN 2021 09:10:54



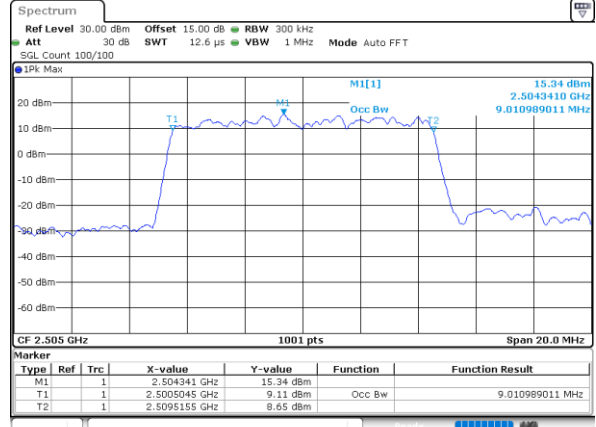
LTE Band 7

Lowest Channel / 10MHz / QPSK



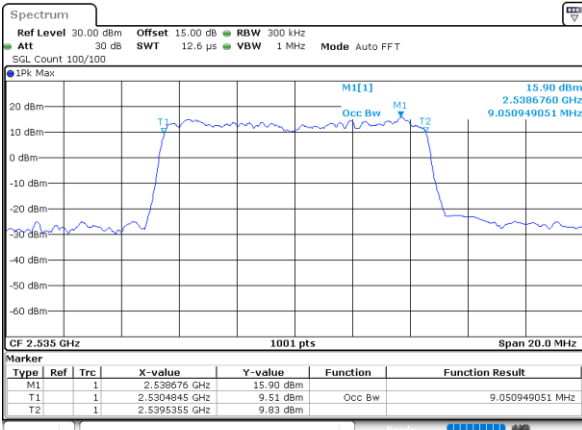
Date: 25 JUN 2021 09:37:23

Lowest Channel / 10MHz / 16QAM



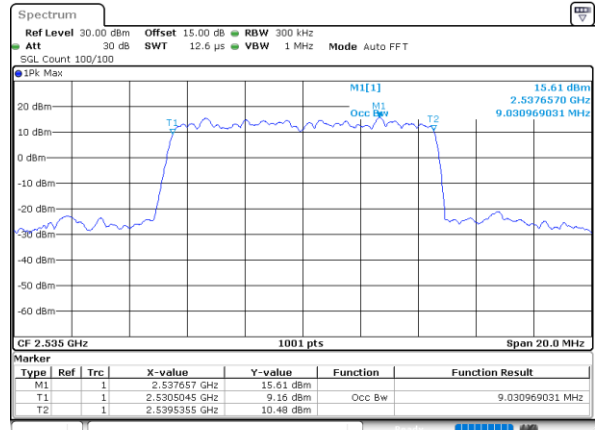
Date: 25 JUN 2021 09:37:48

Middle Channel / 10MHz / QPSK



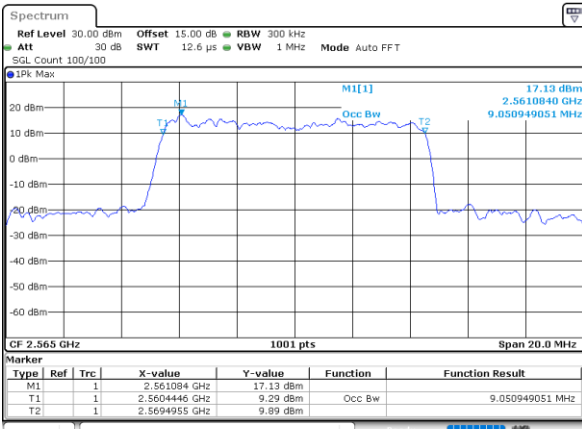
Date: 6 JUL 2021 08:41:45

Middle Channel / 10MHz / 16QAM



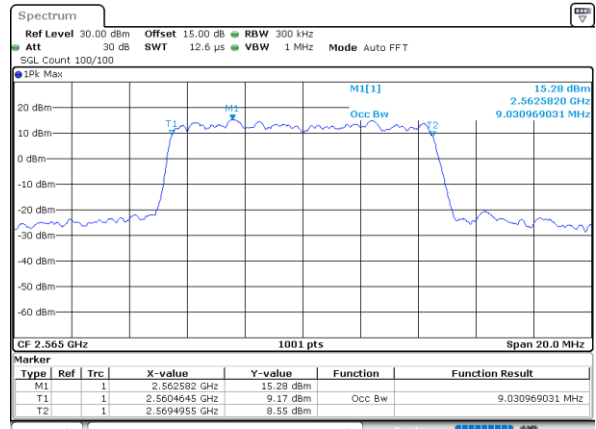
Date: 25 JUN 2021 09:50:22

Highest Channel / 10MHz / QPSK



Date: 25 JUN 2021 09:54:19

Highest Channel / 10MHz / 16QAM

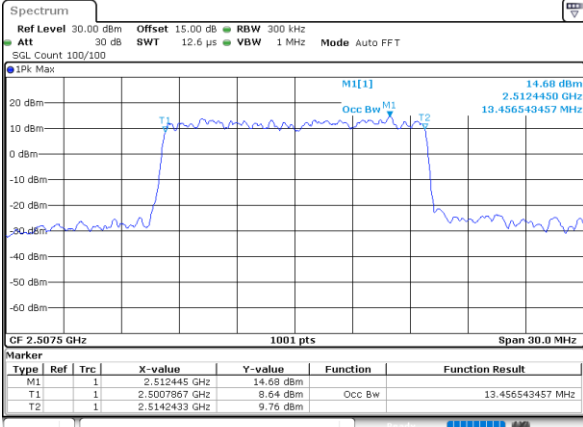


Date: 25 JUN 2021 09:54:44



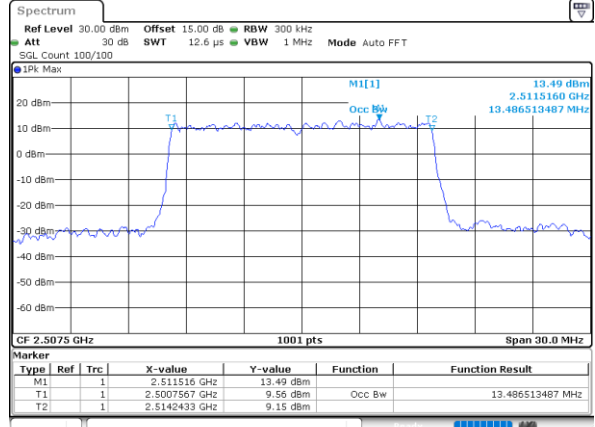
LTE Band 7

Lowest Channel / 15MHz / QPSK



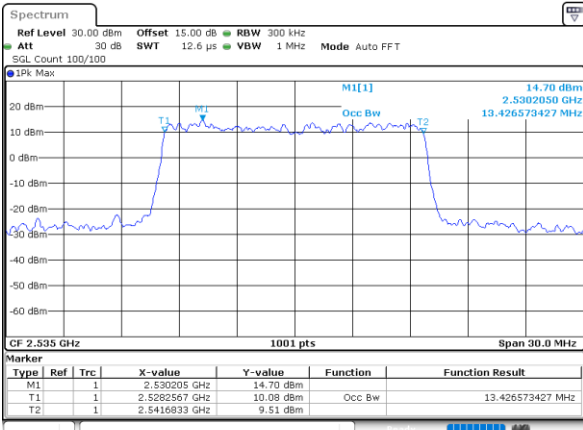
Date: 25 JUN 2021 10:21:13

Lowest Channel / 15MHz / 16QAM



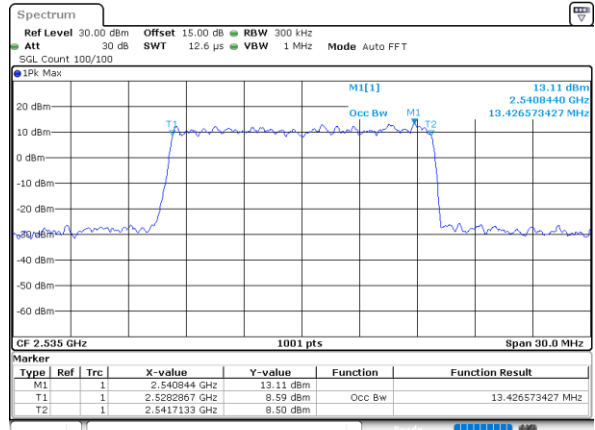
Date: 25 JUN 2021 10:21:38

Middle Channel / 15MHz / QPSK



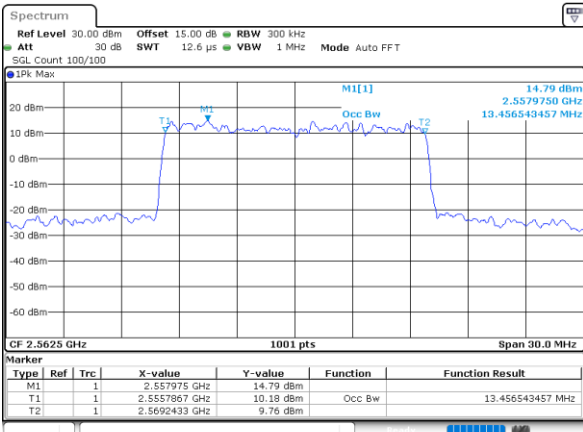
Date: 25 JUN 2021 10:33:46

Middle Channel / 15MHz / 16QAM



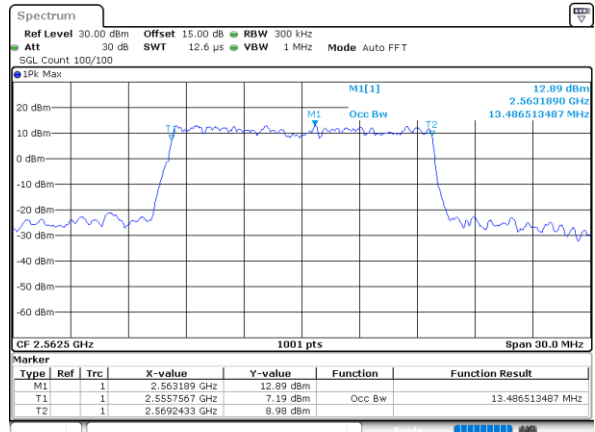
Date: 25 JUN 2021 10:34:11

Highest Channel / 15MHz / QPSK



Date: 25 JUN 2021 10:38:08

Highest Channel / 15MHz / 16QAM

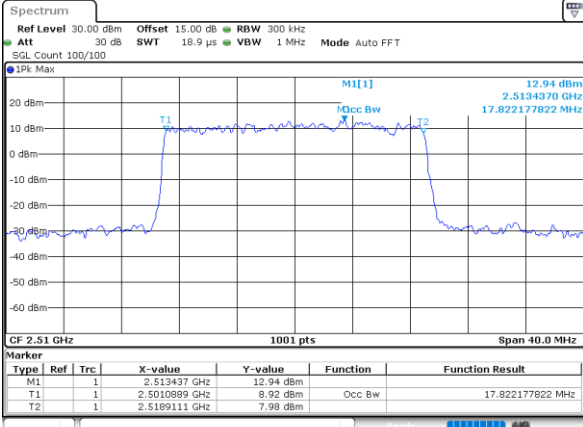


Date: 25 JUN 2021 10:38:33



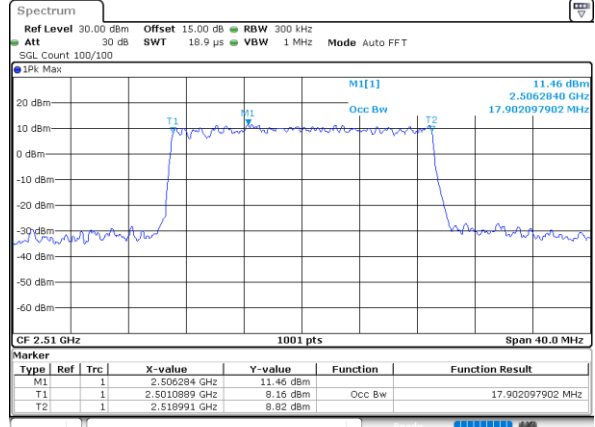
LTE Band 7

Lowest Channel / 20MHz / QPSK



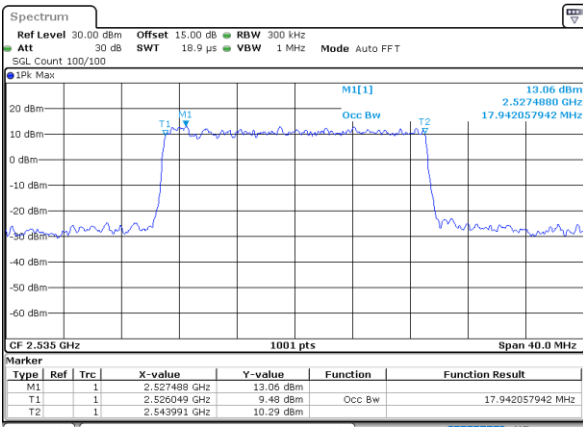
Date: 25 JUN 2021 11:05:45

Lowest Channel / 20MHz / 16QAM



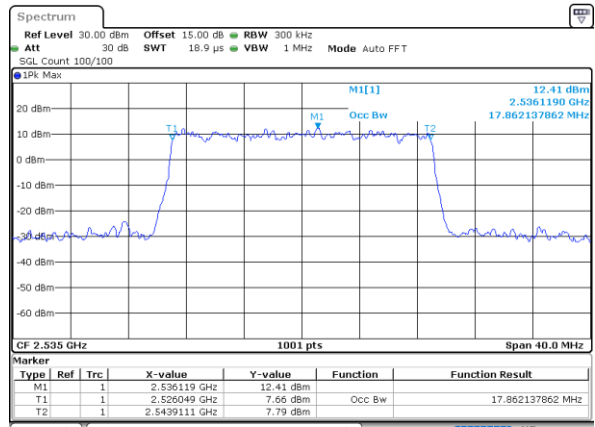
Date: 25 JUN 2021 11:06:10

Middle Channel / 20MHz / QPSK



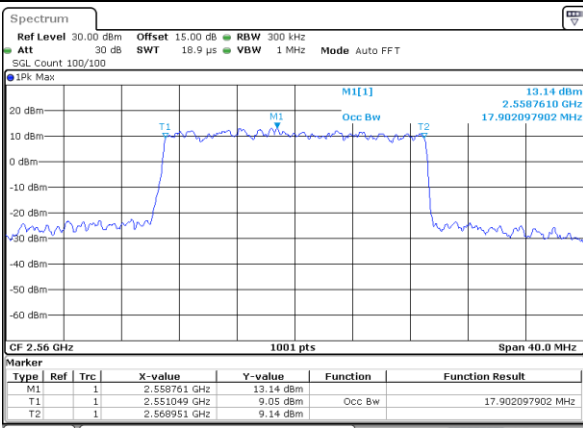
Date: 25 JUN 2021 11:18:18

Middle Channel / 20MHz / 16QAM



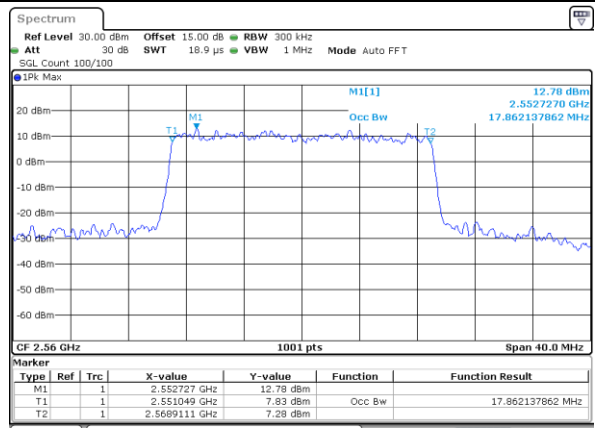
Date: 25 JUN 2021 11:18:43

Highest Channel / 20MHz / QPSK



Date: 25 JUN 2021 11:22:39

Highest Channel / 20MHz / 16QAM

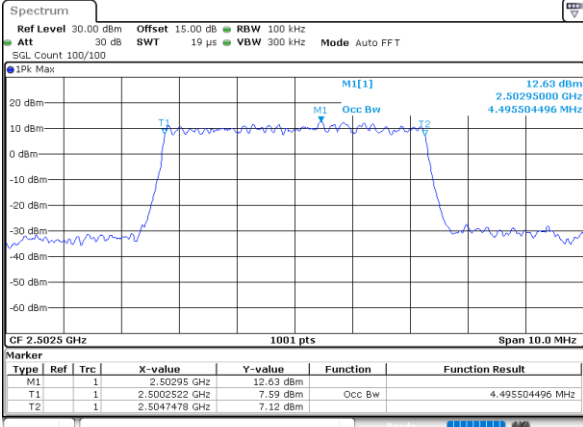


Date: 25 JUN 2021 11:23:48



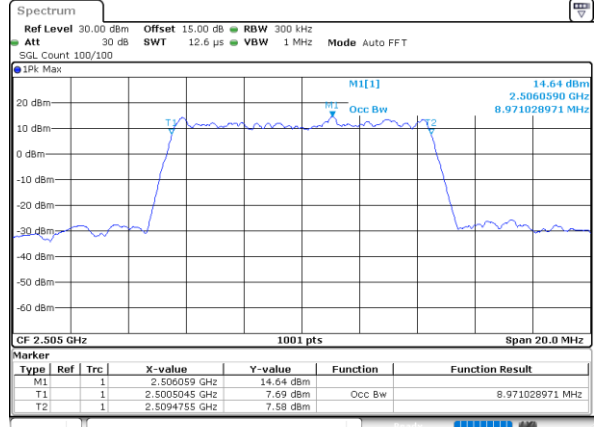
LTE Band 7

Lowest Channel / 5MHz / 64QAM



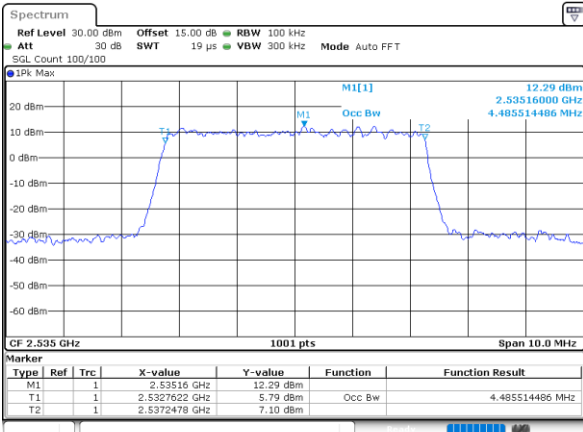
Date: 25 JUN 2021 09:23:02

Lowest Channel / 10MHz / 64QAM



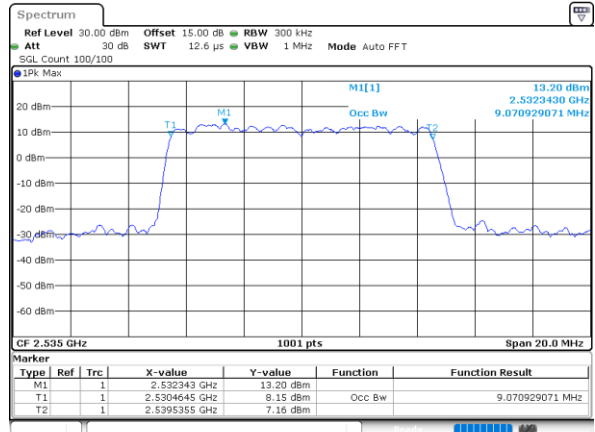
Date: 25 JUN 2021 10:06:52

Middle Channel / 5MHz / 64QAM



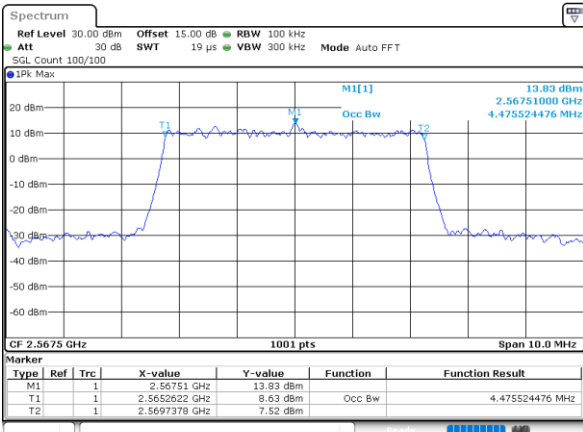
Date: 25 JUN 2021 09:29:10

Middle Channel / 10MHz / 64QAM



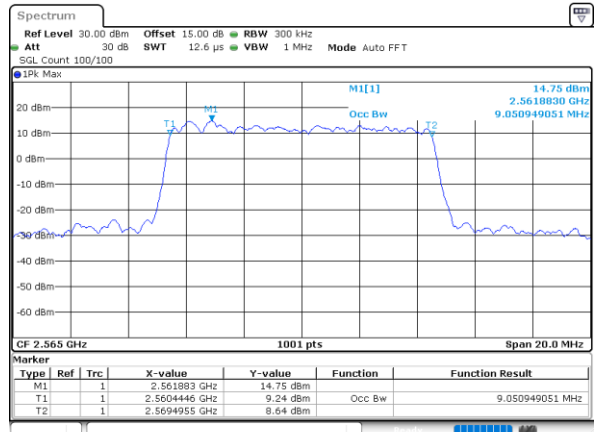
Date: 25 JUN 2021 10:13:00

Highest Channel / 5MHz / 64QAM



Date: 25 JUN 2021 09:31:12

Highest Channel / 10MHz / 64QAM

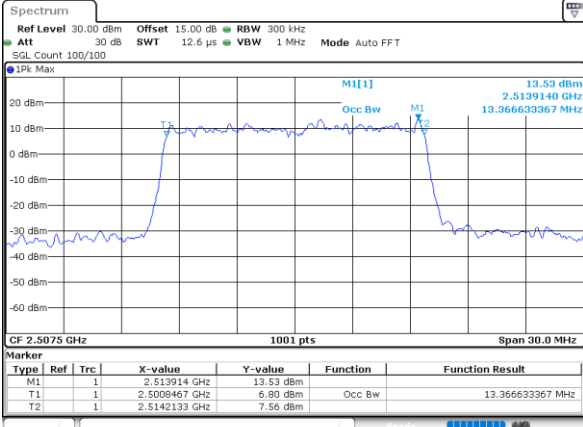


Date: 25 JUN 2021 10:15:03



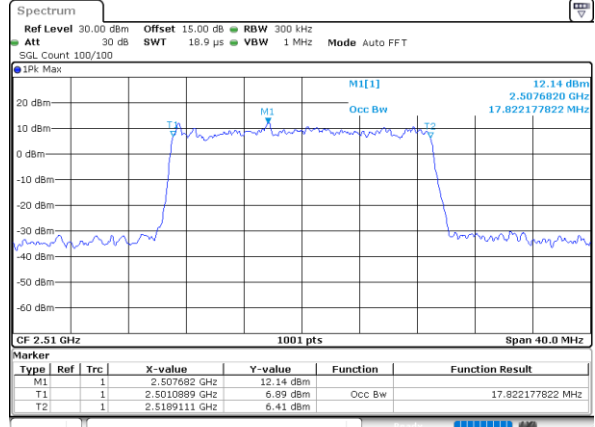
LTE Band 7

Lowest Channel / 15MHz / 64QAM



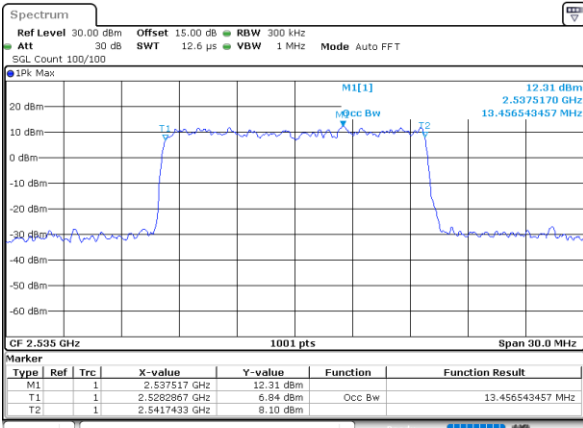
Date: 25 JUN 2021 10:50:40

Lowest Channel / 20MHz / 64QAM



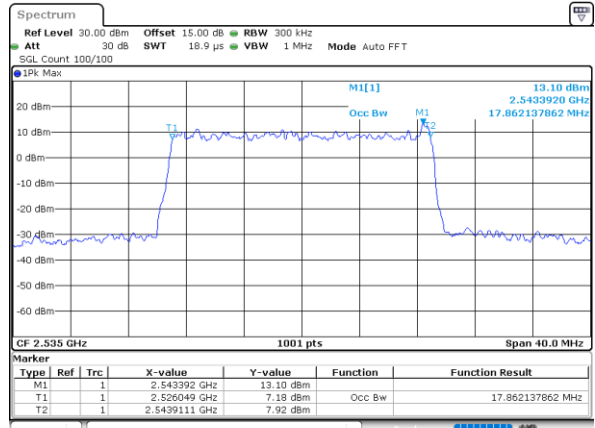
Date: 25 JUN 2021 13:47:48

Middle Channel / 15MHz / 64QAM



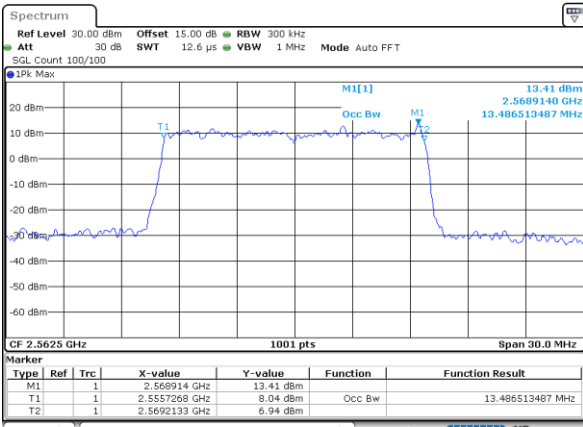
Date: 25 JUN 2021 10:56:49

Middle Channel / 20MHz / 64QAM



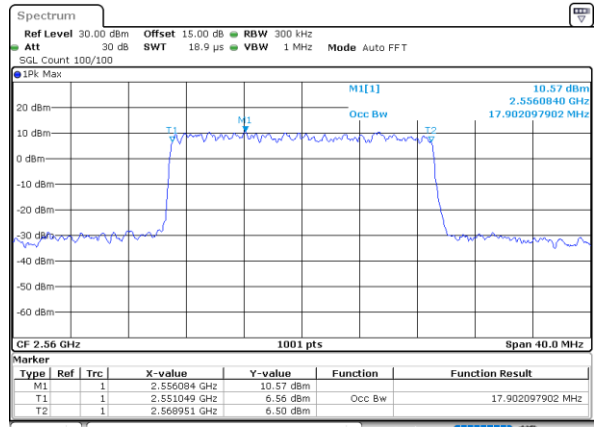
Date: 25 JUN 2021 11:42:03

Highest Channel / 15MHz / 64QAM



Date: 25 JUN 2021 13:43:53

Highest Channel / 20MHz / 64QAM



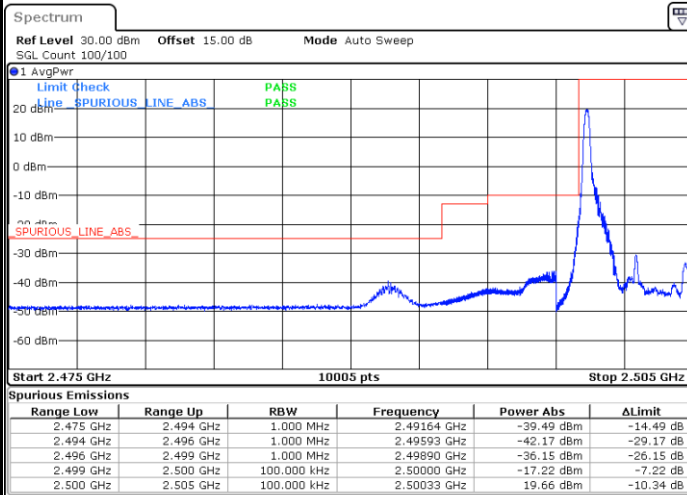
Date: 25 JUN 2021 11:44:05



Conducted Band Edge

LTE Band 7 / 5MHz / QPSK

Lowest Band Edge / 1 RB



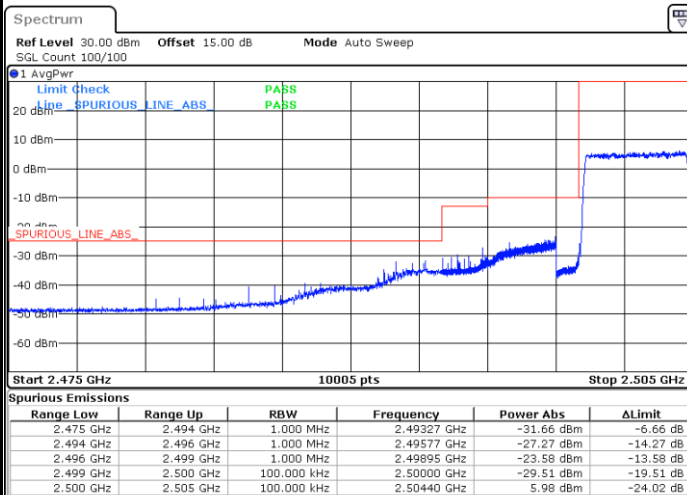
Date: 6.JUL.2021 22:21:16

Highest Band Edge / 1 RB



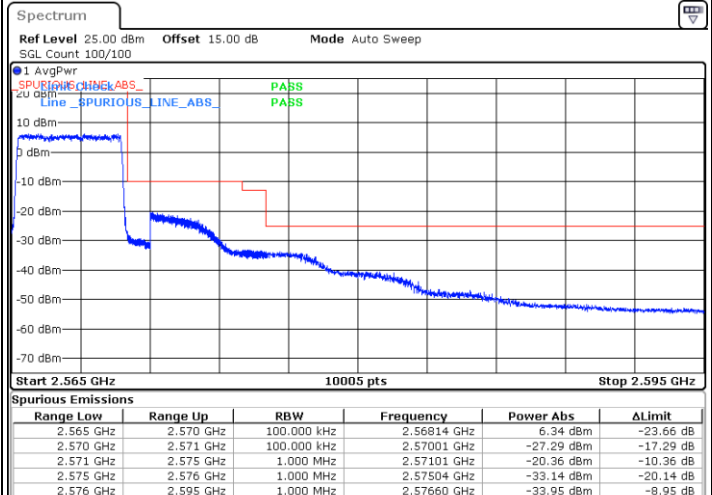
Date: 25.JUN.2021 09:13:45

Lowest Band Edge / Full RB



Date: 6.JUL.2021 22:45:57

Highest Band Edge / Full RB

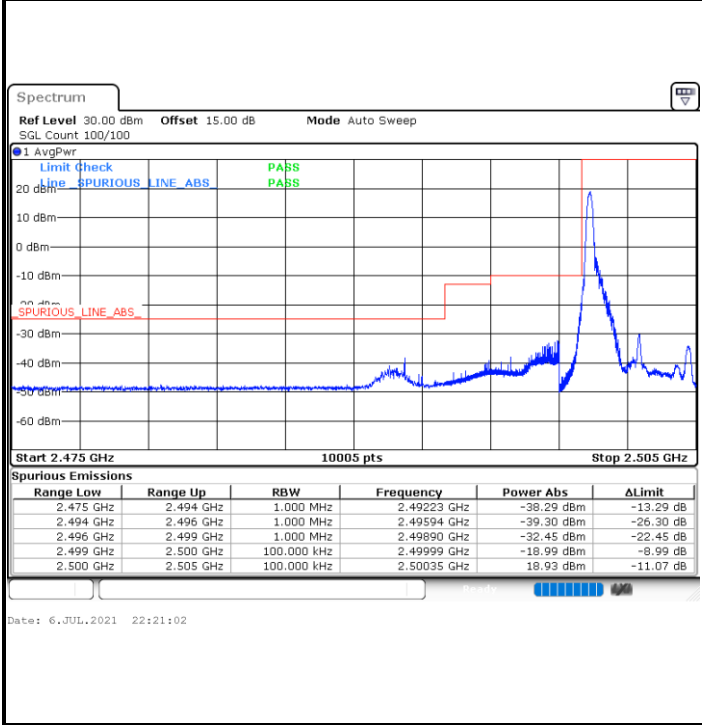


Date: 25.JUN.2021 09:17:50

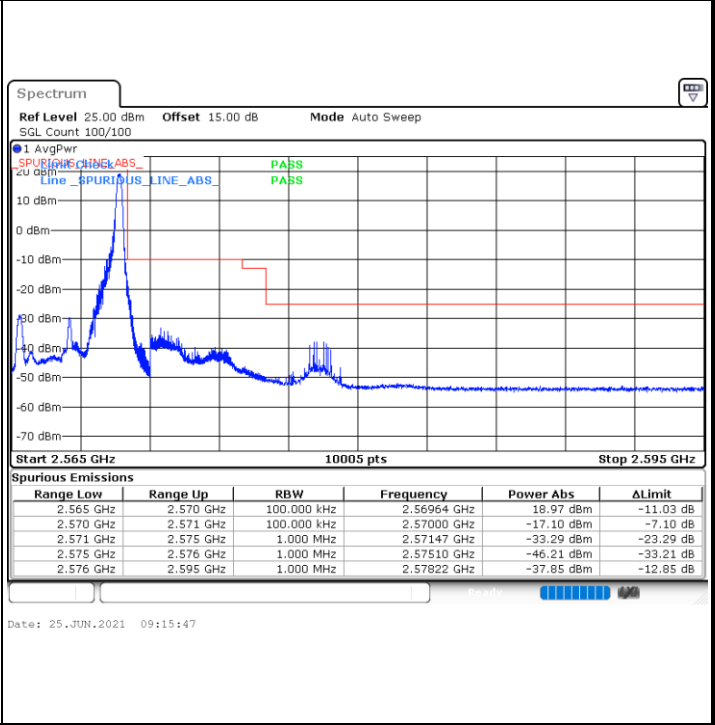


LTE Band 7 / 5MHz / 16QAM

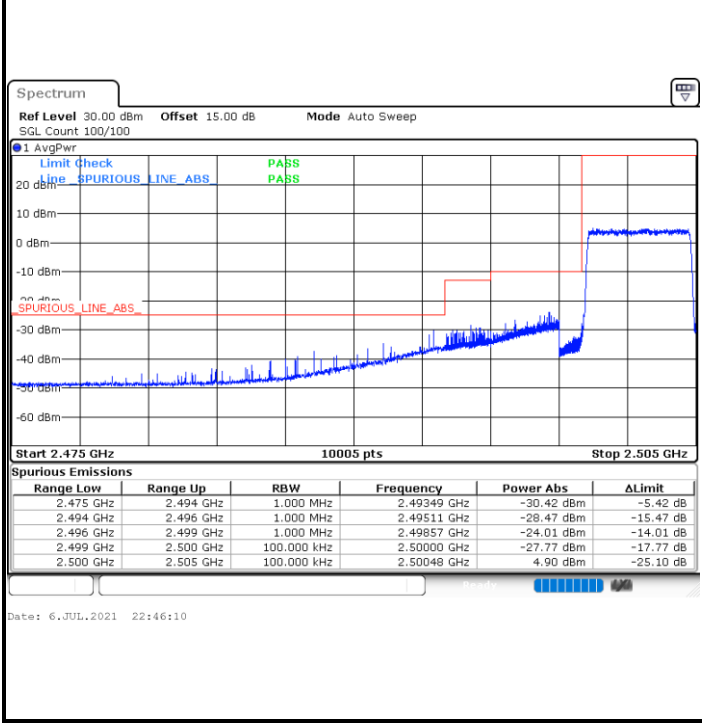
Lowest Band Edge / 1 RB



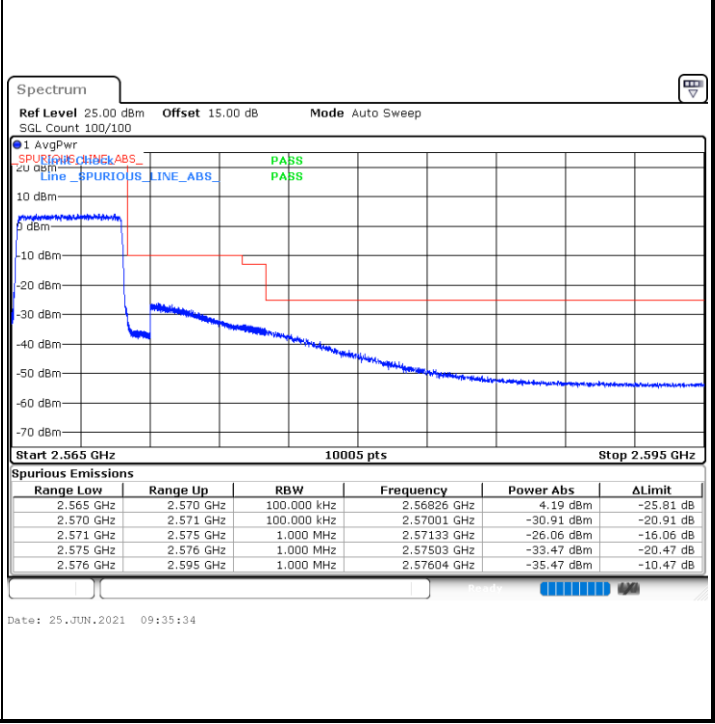
Highest Band Edge / 1 RB



Lowest Band Edge / Full RB



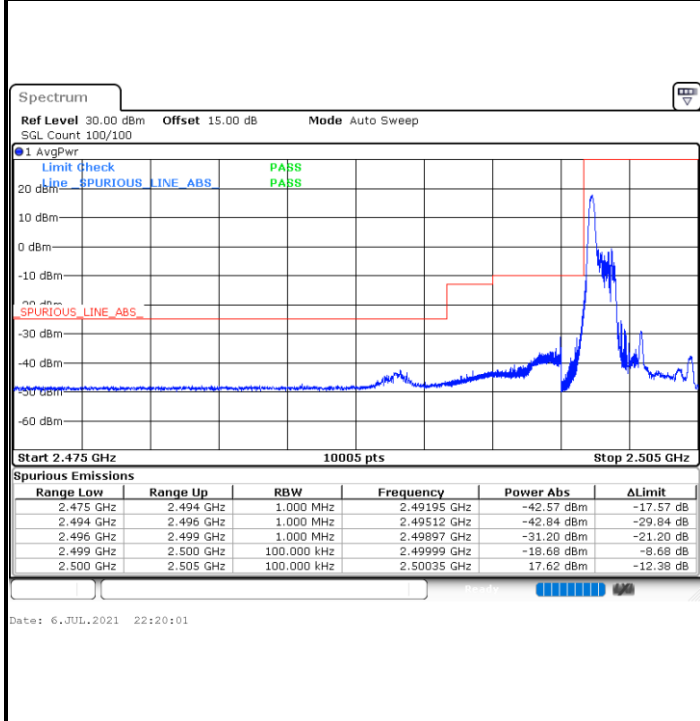
Highest Band Edge / Full RB



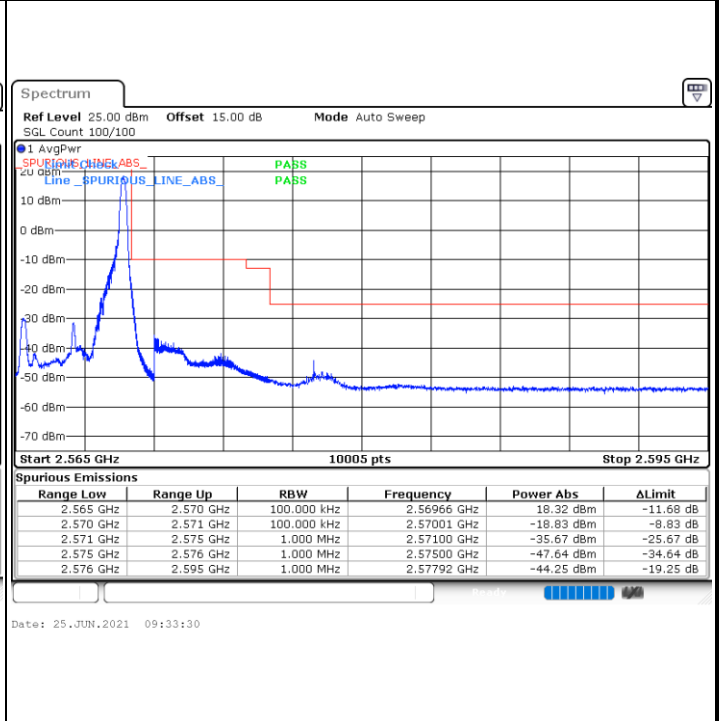


LTE Band 7 / 5MHz / 64QAM

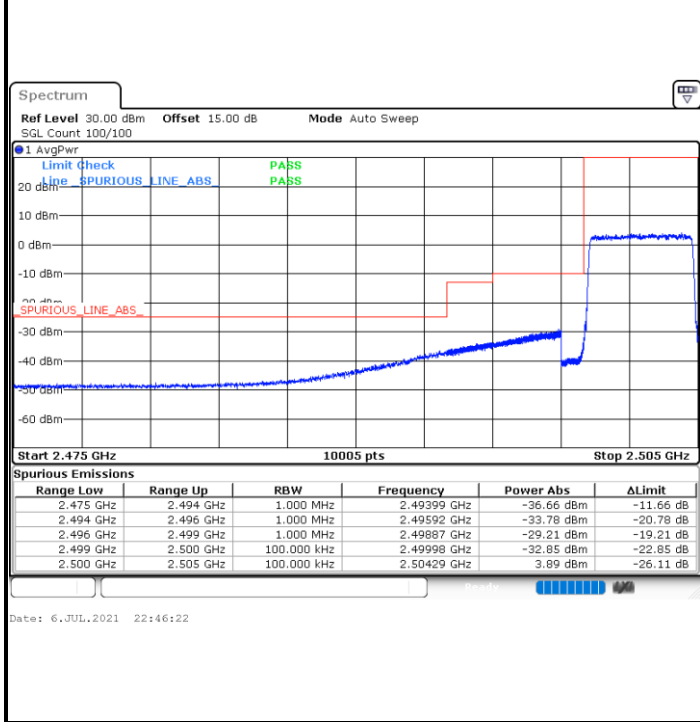
Lowest Band Edge / 1RB



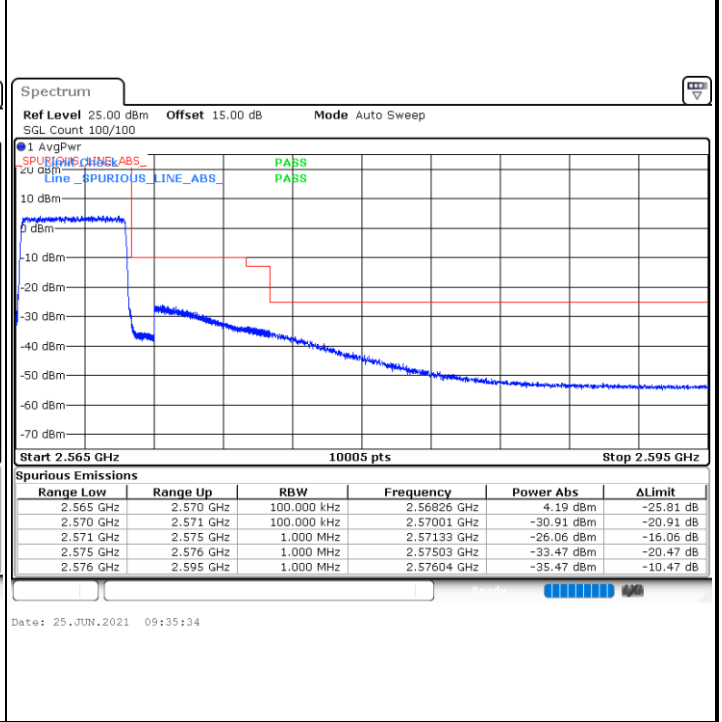
Highest Band Edge / 1 RB



Lowest Band Edge / Full RB



Highest Band Edge / Full RB

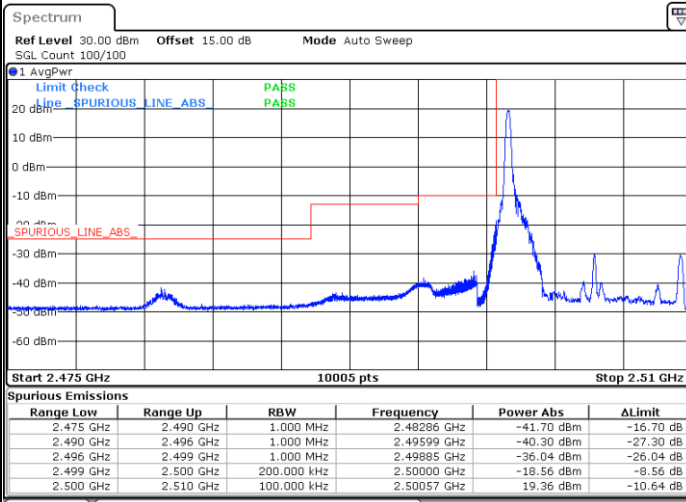




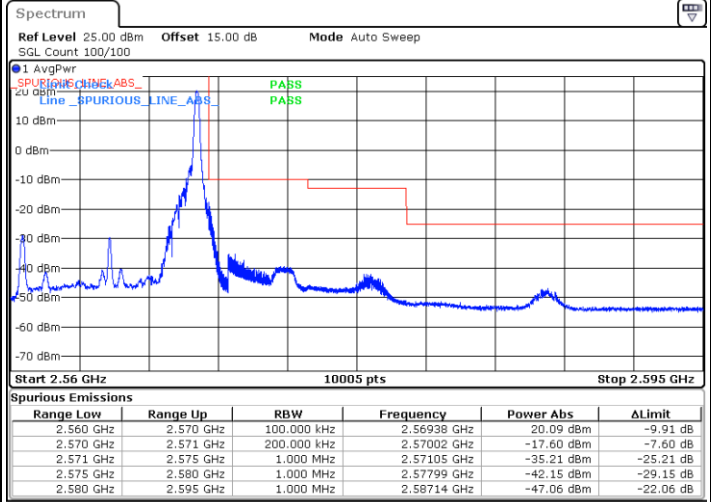
LTE Band 7 / 10MHz / QPSK

Lowest Band Edge / 1 RB

Highest Band Edge / 1 RB



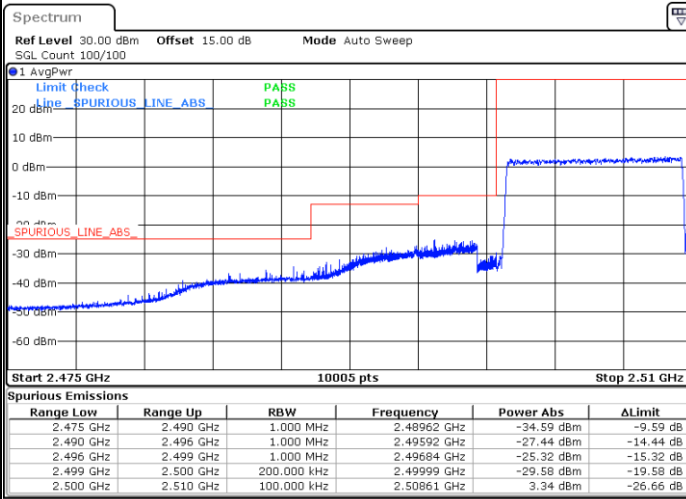
Date: 6.JUL.2021 22:40:32



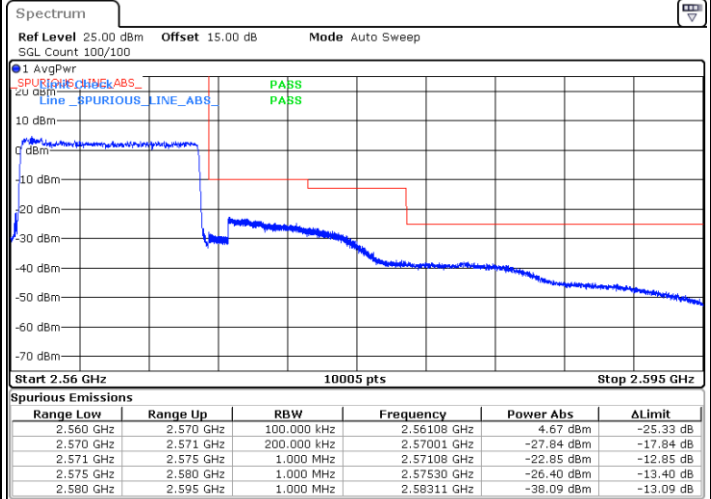
Date: 25.JUN.2021 09:57:35

Lowest Band Edge / Full RB

Highest Band Edge / Full RB



Date: 6.JUL.2021 22:39:13



Date: 25.JUN.2021 10:01:41