

## #01\_HAC\_T-Coil\_GSM850\_Voice\_Ch189\_Axial (Z)

Communication System: GSM850; Frequency: 836.4 MHz

Medium: Air Medium parameters used:  $\sigma = 0$  S/m,  $\epsilon_r = 1$ ;  $\rho = 0$  kg/m<sup>3</sup>

Ambient Temperature : 23.5 °C

### DASY5 Configuration

- Probe: AM1DV3 - 3104; ; Calibrated: 2021/3/24
- Sensor-Surface: 0mm (Fix Surface)
- Electronics: DAE3 Sn393; Calibrated: 2021/4/9
- Phantom: HAC Test Arch with AMCC; Type: SD HAC P01 BA;
- Measurement SW: DASY52, Version 52.10 (4); SEMCAD X Version 14.6.14 (7483)


### General Scans/z (axial) 4.2mm 50 x 50/ABM Interpolated SNR(x,y,z) (121x121x1):

Interpolated grid: dx=1.000 mm, dy=1.000 mm

ABM1/ABM2 = 23.57 dB

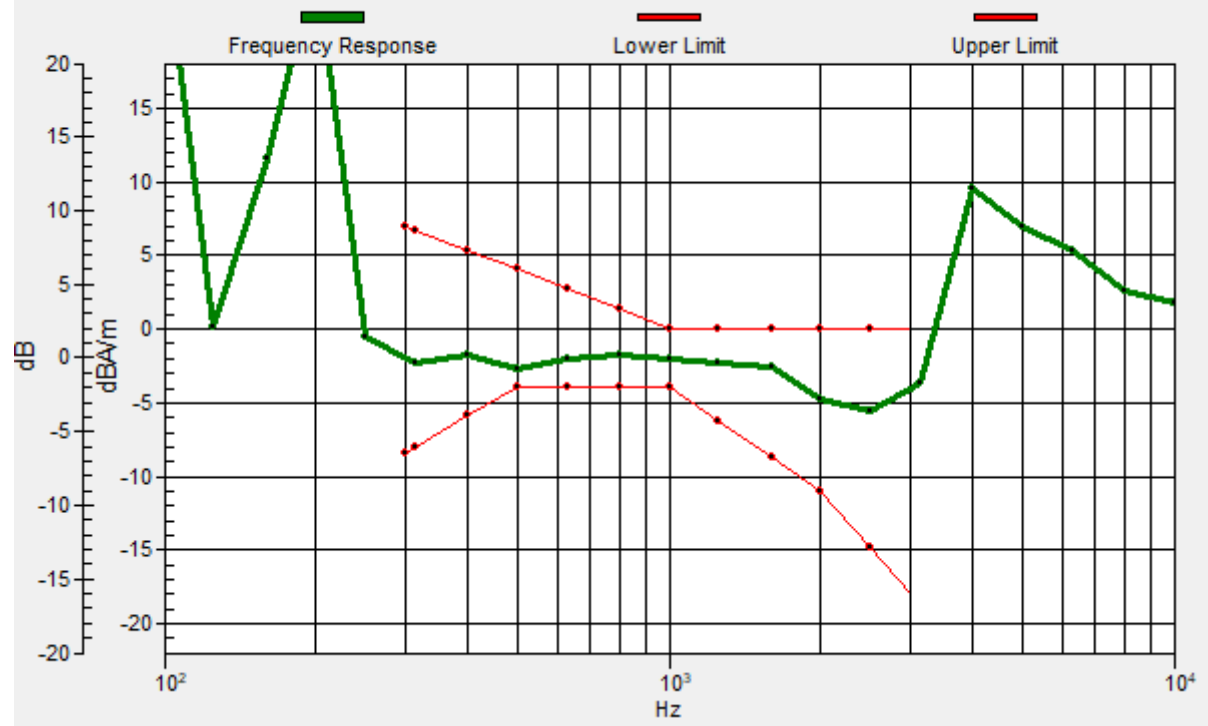
ABM1 comp = -1.61 dBA/m

Location: 4, -10.3, 3.7 mm



# General Scans/z (axial) wideband at best S/N/ABM Freq Resp(x,y,z,f)

Loc: 4, -11, 3.7 mm Diff: 1.29dB



## #01\_HAC\_T-Coil\_GSM850\_Voice\_Ch189\_Transversal (Y)

Communication System: GSM850; Frequency: 836.4 MHz

Medium: Air Medium parameters used:  $\sigma = 0$  S/m,  $\epsilon_r = 1$ ;  $\rho = 0$  kg/m<sup>3</sup>

Ambient Temperature : 23.5 °C

### DASY5 Configuration

- Probe: AM1DV3 - 3104; ; Calibrated: 2021/3/24
- Sensor-Surface: 0mm (Fix Surface)
- Electronics: DAE3 Sn393; Calibrated: 2021/4/9
- Phantom: HAC Test Arch with AMCC; Type: SD HAC P01 BA;
- Measurement SW: DASY52, Version 52.10 (4); SEMCAD X Version 14.6.14 (7483)


### General Scans/y (transversal) 4.2mm 50 x 50/ABM Interpolated SNR(x,y,z) (121x121x1):

Interpolated grid: dx=1.000 mm, dy=1.000 mm

ABM1/ABM2 = 31.17 dB

ABM1 comp = -13.26 dBA/m

Location: -1.6, -18.7, 3.7 mm



## #02\_HAC\_T-Coil\_GSM1900\_Voice\_Ch661\_Axial (Z)

Communication System: PCS ; Frequency: 1880 MHz

Medium: Air Medium parameters used:  $\sigma = 0$  S/m,  $\epsilon_r = 1$ ;  $\rho = 0$  kg/m<sup>3</sup>

Ambient Temperature : 23.5 °C

### DASY5 Configuration

- Probe: AM1DV3 - 3104; ; Calibrated: 2021/3/24
- Sensor-Surface: 0mm (Fix Surface)
- Electronics: DAE4 Sn699; Calibrated: 2021/2/16
- Phantom: HAC Test Arch with AMCC; Type: SD HAC P01 BA;
- Measurement SW: DASY52, Version 52.10 (4); SEMCAD X Version 14.6.14 (7483)


### General Scans/z (axial) 4.2mm 50 x 50/ABM Interpolated SNR(x,y,z) (121x121x1):

Interpolated grid: dx=1.000 mm, dy=1.000 mm

ABM1/ABM2 = 43.80 dB

ABM1 comp = 0.29 dBA/m

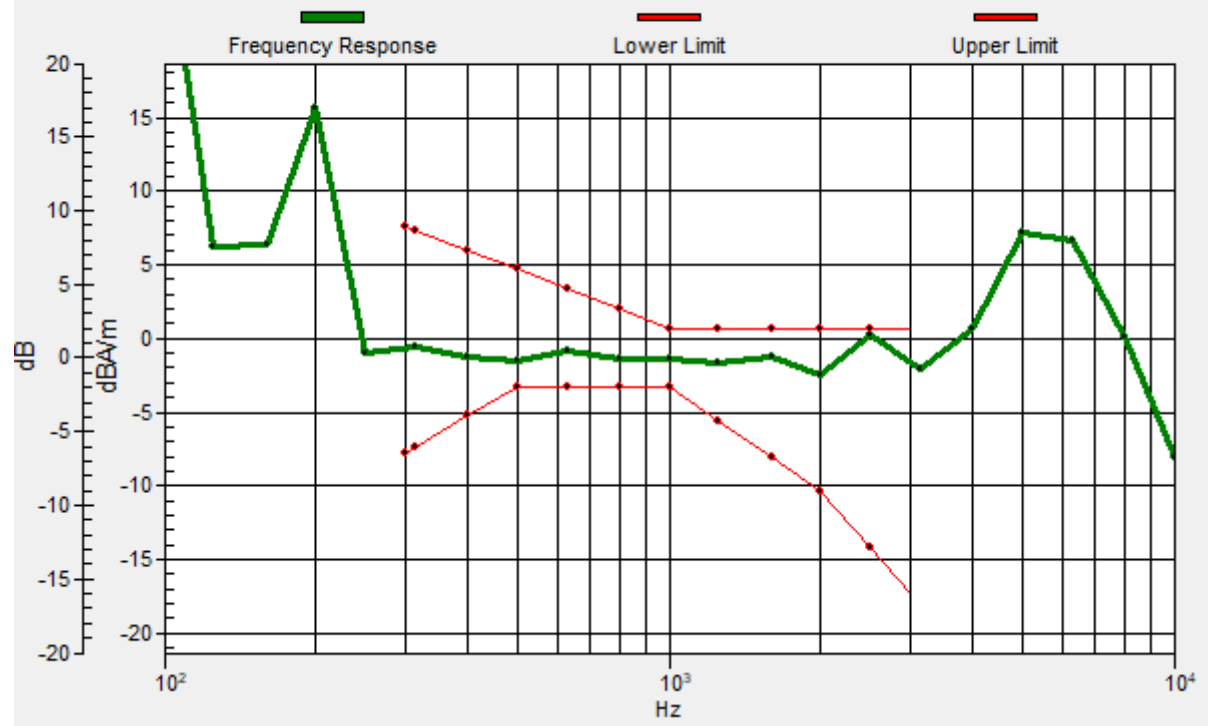
Location: 4, -11, 3.7 mm



0 dB = 154.8 = 43.80 dB

# General Scans/z (axial) wideband at best S/N/ABM Freq Resp(x,y,z,f)

Loc: 4, -11, 3.7 mm Diff: 0.45dB



## #02\_HAC\_T-Coil\_GSM1900\_Voice\_Ch661\_Transversal (Y)

Communication System: PCS; Frequency: 1880 MHz

Medium: Air Medium parameters used:  $\sigma = 0$  S/m,  $\epsilon_r = 1$ ;  $\rho = 0$  kg/m<sup>3</sup>

Ambient Temperature : 23.5 °C

### DASY5 Configuration

- Probe: AM1DV3 - 3104; ; Calibrated: 2021/3/24
- Sensor-Surface: 0mm (Fix Surface)
- Electronics: DAE4 Sn699; Calibrated: 2021/2/16
- Phantom: HAC Test Arch with AMCC; Type: SD HAC P01 BA;
- Measurement SW: DASY52, Version 52.10 (4); SEMCAD X Version 14.6.14 (7483)


### General Scans/y (transversal) 4.2mm 50 x 50/ABM Interpolated SNR(x,y,z) (121x121x1):

Interpolated grid: dx=1.000 mm, dy=1.000 mm

ABM1/ABM2 = 34.81 dB

ABM1 comp = -9.55 dBA/m

Location: 3.3, 3, 3.7 mm



0 dB = 55.03 = 34.81 dB

### #03\_HAC\_T-Coil\_WCDMA II\_Voice\_Ch9400\_Axial (Z)

Communication System:WCDMA; Frequency: 1880 MHz

Medium: Air Medium parameters used:  $\sigma = 0$  S/m,  $\epsilon_r = 1$ ;  $\rho = 0$  kg/m<sup>3</sup>

Ambient Temperature : 23.5 °C

#### DASY5 Configuration

- Probe: AM1DV3 - 3104; ; Calibrated: 2021/3/24
- Sensor-Surface: 0mm (Fix Surface)
- Electronics: DAE3 Sn393; Calibrated: 2021/4/9
- Phantom: HAC Test Arch with AMCC; Type: SD HAC P01 BA;
- Measurement SW: DASY52, Version 52.10 (4); SEMCAD X Version 14.6.14 (7483)


#### General Scans/z (axial) 4.2mm 50 x 50/ABM Interpolated SNR(x,y,z) (121x121x1):

Interpolated grid: dx=1.000 mm, dy=1.000 mm

ABM1/ABM2 = 47.42 dB

ABM1 comp = -3.21 dBA/m

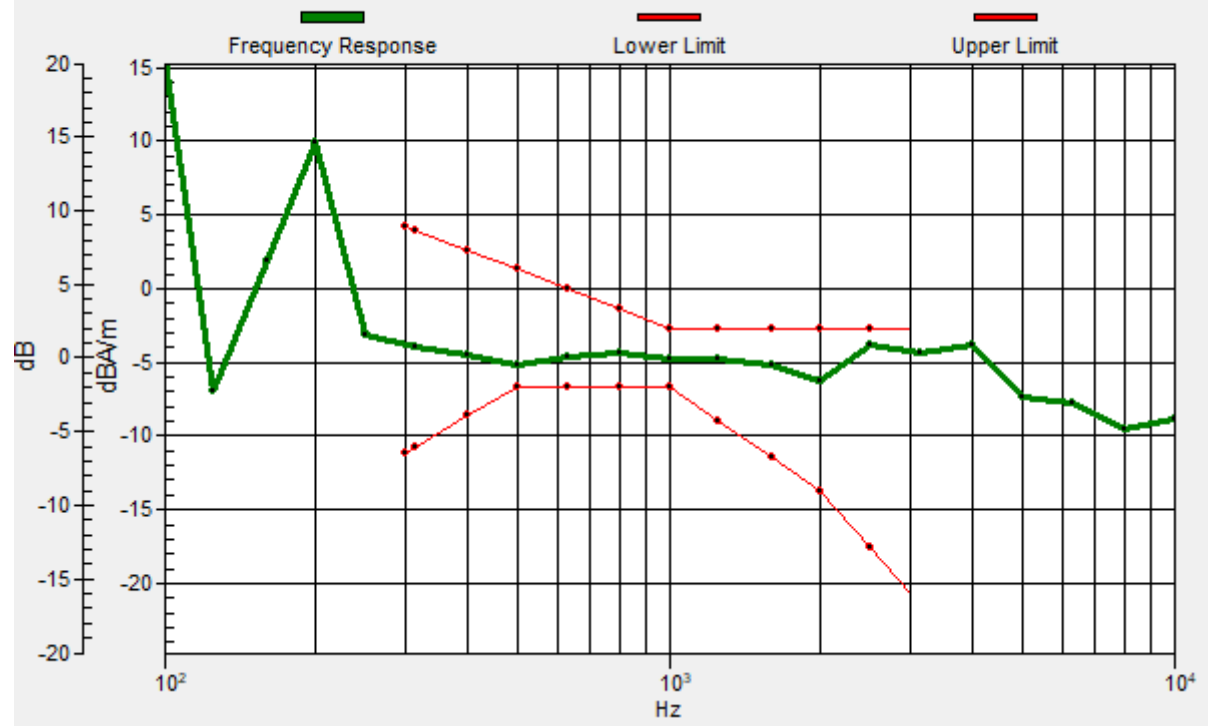
Location: 4, -4, 3.7 mm



0 dB = 235.0 = 47.42 dB

# General Scans/z (axial) wideband at best S/N/ABM Freq Resp(x,y,z,f)

Loc: 4, -4, 3.7 mm Diff: 1.13dB





### #03\_HAC\_T-Coil\_WCDMA II\_Voice\_Ch9400\_Transversal (Y)

Communication System:WCDMA; Frequency: 1880 MHz

Medium: Air Medium parameters used:  $\sigma = 0$  S/m,  $\epsilon_r = 1$ ;  $\rho = 0$  kg/m<sup>3</sup>

Ambient Temperature : 23.5 °C

#### DASY5 Configuration

- Probe: AM1DV3 - 3104; ; Calibrated: 2021/3/24
- Sensor-Surface: 0mm (Fix Surface)
- Electronics: DAE3 Sn393; Calibrated: 2021/4/9
- Phantom: HAC Test Arch with AMCC; Type: SD HAC P01 BA;
- Measurement SW: DASY52, Version 52.10 (4); SEMCAD X Version 14.6.14 (7483)


#### General Scans/y (transversal) 4.2mm 50 x 50/ABM Interpolated SNR(x,y,z) (121x121x1):

Interpolated grid: dx=1.000 mm, dy=1.000 mm

ABM1/ABM2 = 38.55 dB

ABM1 comp = -9.76 dBA/m

Location: 4, 3, 3.7 mm



0 dB = 84.58 = 38.55 dB

## #04\_HAC\_T-Coil\_WCDMA IV\_Voice\_Ch1413\_Axial (Z)

Communication System: WCDMA; Frequency: 1732.6 MHz

Medium: Air Medium parameters used:  $\sigma = 0$  S/m,  $\epsilon_r = 1$ ;  $\rho = 0$  kg/m<sup>3</sup>

Ambient Temperature : 23.5 °C

### DASY5 Configuration

- Probe: AM1DV3 - 3104; ; Calibrated: 2021/3/24
- Sensor-Surface: 0mm (Fix Surface)
- Electronics: DAE4 Sn699; Calibrated: 2021/2/16
- Phantom: HAC Test Arch with AMCC; Type: SD HAC P01 BA;
- Measurement SW: DASY52, Version 52.10 (4); SEMCAD X Version 14.6.14 (7483)


### General Scans/z (axial) 4.2mm 50 x 50/ABM Interpolated SNR(x,y,z) (121x121x1):

Interpolated grid: dx=1.000 mm, dy=1.000 mm

ABM1/ABM2 = 45.36 dB

ABM1 comp = -0.19 dBA/m

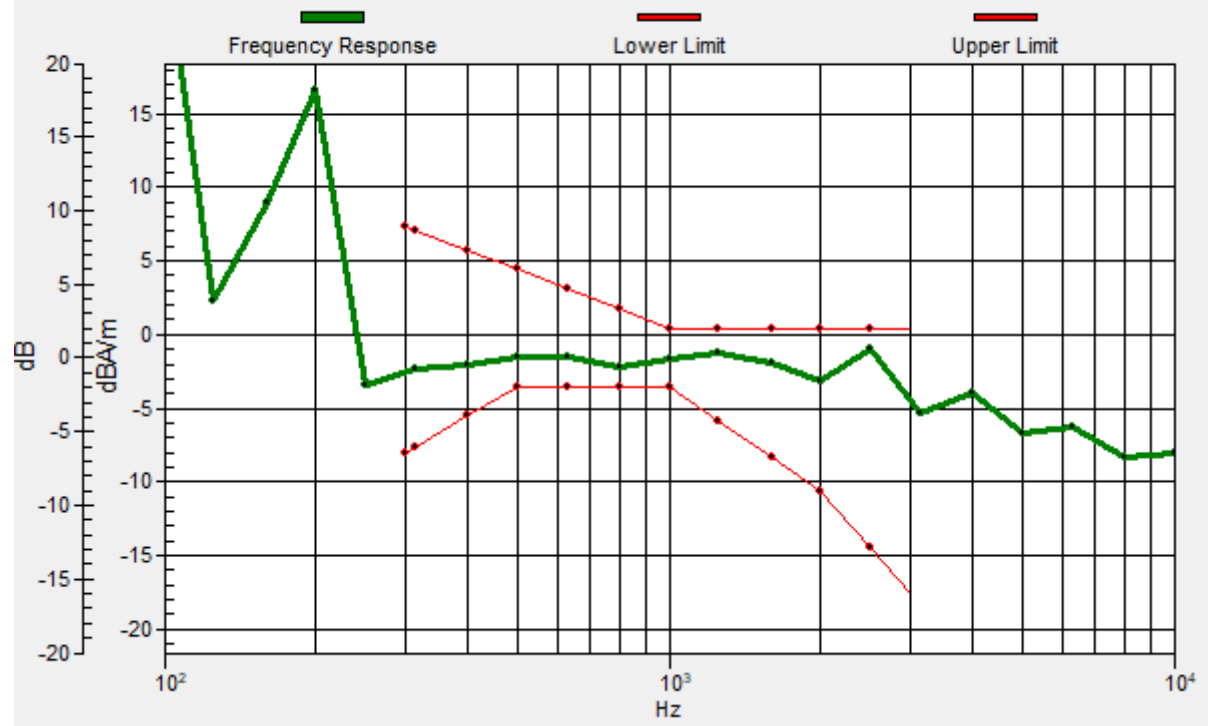
Location: 4, -10.3, 3.7 mm



0 dB = 185.3 = 45.36 dB

# General Scans/z (axial) wideband at best S/N/ABM Freq Resp(x,y,z,f)

Loc: 4, -11, 3.7 mm Diff: 1.36dB



## #04\_HAC\_T-Coil\_WCDMA IV\_Voice\_Ch1413\_Transversal (Y)

Communication System:WCDMA; Frequency: 1732.6 MHz

Medium: Air Medium parameters used:  $\sigma = 0$  S/m,  $\epsilon_r = 1$ ;  $\rho = 0$  kg/m<sup>3</sup>

Ambient Temperature : 23.5 °C

### DASY5 Configuration

- Probe: AM1DV3 - 3104; ; Calibrated: 2021/3/24
- Sensor-Surface: 0mm (Fix Surface)
- Electronics: DAE4 Sn699; Calibrated: 2021/2/16
- Phantom: HAC Test Arch with AMCC; Type: SD HAC P01 BA;
- Measurement SW: DASY52, Version 52.10 (4); SEMCAD X Version 14.6.14 (7483)

### General Scans/y (transversal) 4.2mm 50 x 50/ABM Interpolated SNR(x,y,z) (121x121x1):

Interpolated grid: dx=1.000 mm, dy=1.000 mm

ABM1/ABM2 = 38.45 dB

ABM1 comp = -9.27 dBA/m

Location: 4.7, -18.7, 3.7 mm



## #05\_HAC\_T-Coil\_WCDMA V\_Voice\_Ch4182\_Axial (Z)

Communication System: WCDMA; Frequency: 836.4 MHz

Medium: Air Medium parameters used:  $\sigma = 0$  S/m,  $\epsilon_r = 1$ ;  $\rho = 0$  kg/m<sup>3</sup>

Ambient Temperature : 23.5 °C

### DASY5 Configuration

- Probe: AM1DV3 - 3104; ; Calibrated: 2021/3/24
- Sensor-Surface: 0mm (Fix Surface)
- Electronics: DAE4 Sn699; Calibrated: 2021/2/16
- Phantom: HAC Test Arch with AMCC; Type: SD HAC P01 BA;
- Measurement SW: DASY52, Version 52.10 (4); SEMCAD X Version 14.6.14 (7483)


### General Scans/z (axial) 4.2mm 50 x 50/ABM Interpolated SNR(x,y,z) (121x121x1):

Interpolated grid: dx=1.000 mm, dy=1.000 mm

ABM1/ABM2 = 45.62 dB

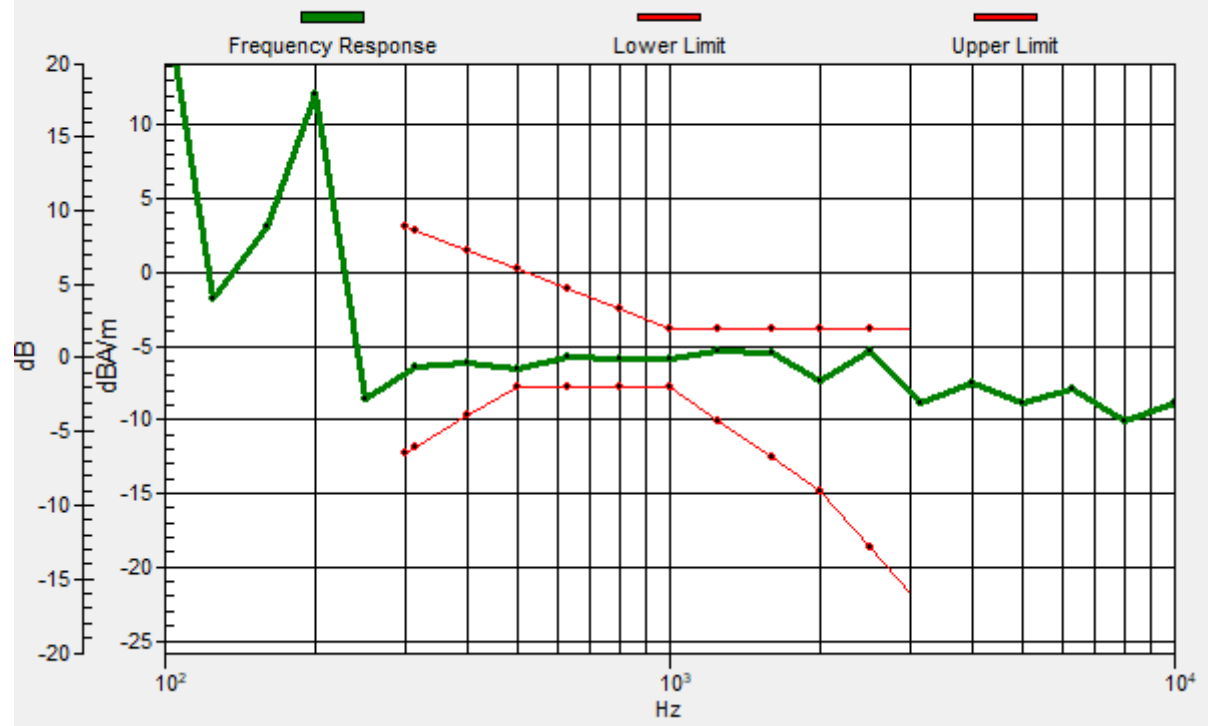
ABM1 comp = -2.88 dBA/m

Location: 4, -6.1, 3.7 mm



# General Scans/z (axial) wideband at best S/N/ABM Freq Resp(x,y,z,f)

Loc: 4, -4, 3.7 mm Diff: 1.24dB



## #05\_HAC\_T-Coil\_WCDMA V\_Voice\_Ch4182\_Transversal (Y)

Communication System:WCDMA; Frequency: 836.4 MHz

Medium: Air Medium parameters used:  $\sigma = 0$  S/m,  $\epsilon_r = 1$ ;  $\rho = 0$  kg/m<sup>3</sup>

Ambient Temperature : 23.5 °C

### DASY5 Configuration

- Probe: AM1DV3 - 3104; ; Calibrated: 2021/3/24
- Sensor-Surface: 0mm (Fix Surface)
- Electronics: DAE4 Sn699; Calibrated: 2021/2/16
- Phantom: HAC Test Arch with AMCC; Type: SD HAC P01 BA;
- Measurement SW: DASY52, Version 52.10 (4); SEMCAD X Version 14.6.14 (7483)


### General Scans/y (transversal) 4.2mm 50 x 50/ABM Interpolated SNR(x,y,z) (121x121x1):

Interpolated grid: dx=1.000 mm, dy=1.000 mm

ABM1/ABM2 = 38.96 dB

ABM1 comp = -8.88 dBA/m

Location: 4.7, -18.7, 3.7 mm



0 dB = 88.73 = 38.96 dB

## #06\_HAC\_T-Coil\_LTE Band 2\_20M\_QPSK\_1\_0\_Ch18900\_Axial (Z)

Communication System: LTE; Frequency: 1880 MHz

Medium: Air Medium parameters used:  $\sigma = 0$  S/m,  $\epsilon_r = 1$ ;  $\rho = 0$  kg/m<sup>3</sup>

Ambient Temperature : 23.5 °C

### DASY5 Configuration

- Probe: AM1DV3 - 3104; ; Calibrated: 2021/3/24
- Sensor-Surface: 0mm (Fix Surface)
- Electronics: DAE3 Sn393; Calibrated: 2021/4/9
- Phantom: HAC Test Arch with AMCC; Type: SD HAC P01 BA;
- Measurement SW: DASY52, Version 52.10 (4); SEMCAD X Version 14.6.14 (7483)


### General Scans/z (axial) 4.2mm 50 x 50/ABM Interpolated SNR(x,y,z) (121x121x1):

Interpolated grid: dx=1.000 mm, dy=1.000 mm

ABM1/ABM2 = 39.15 dB

ABM1 comp = -5.78 dBA/m

Location: 4, -6.8, 3.7 mm

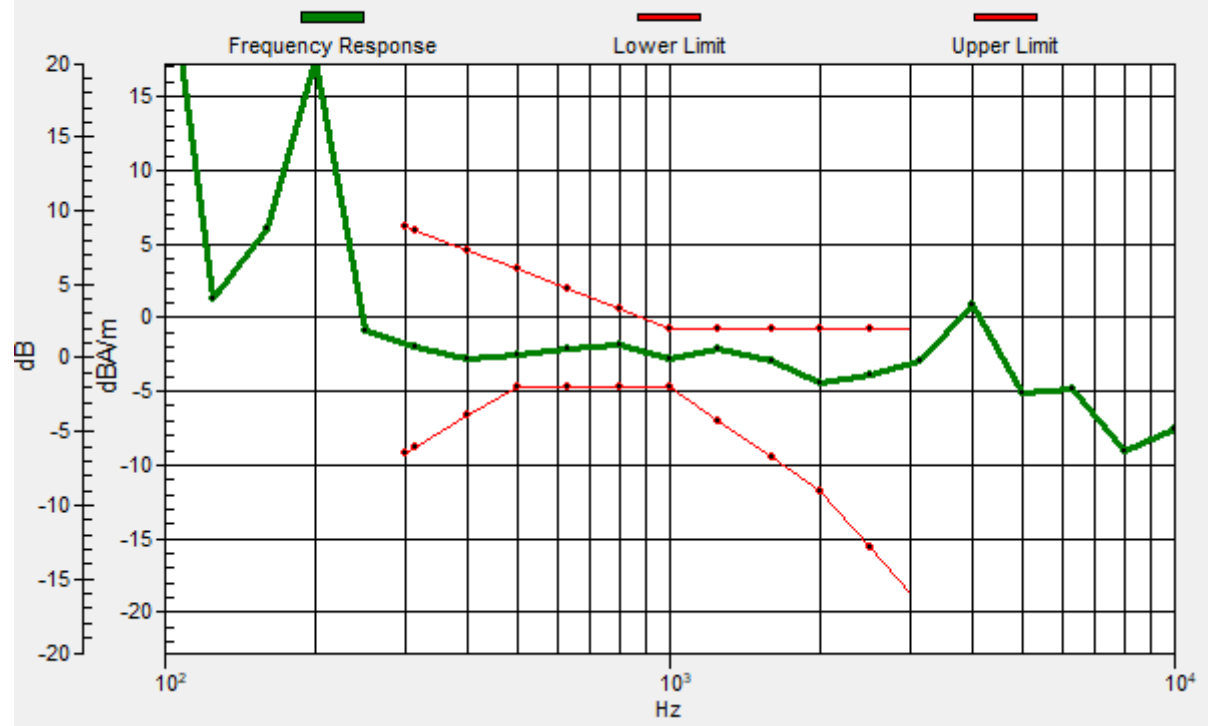


0 dB = 90.67 = 39.15 dB



# General Scans/z (axial) wideband at best S/N/ABM Freq Resp(x,y,z,f)

Loc: 4, -11, 3.7 mm Diff: 1.38dB



## #06\_HAC\_T-Coil\_LTE Band 2\_20M\_QPSK\_1\_0\_Ch18900\_Transversal (Y)

Communication System: LTE; Frequency: 1880 MHz

Medium: Air Medium parameters used:  $\sigma = 0$  S/m,  $\epsilon_r = 1$ ;  $\rho = 0$  kg/m<sup>3</sup>

Ambient Temperature : 23.5 °C

### DASY5 Configuration

- Probe: AM1DV3 - 3104; ; Calibrated: 2021/3/24
- Sensor-Surface: 0mm (Fix Surface)
- Electronics: DAE3 Sn393; Calibrated: 2021/4/9
- Phantom: HAC Test Arch with AMCC; Type: SD HAC P01 BA;
- Measurement SW: DASY52, Version 52.10 (4); SEMCAD X Version 14.6.14 (7483)


### General Scans/y (transversal) 4.2mm 50 x 50/ABM Interpolated SNR(x,y,z) (121x121x1):

Interpolated grid: dx=1.000 mm, dy=1.000 mm

ABM1/ABM2 = 38.50 dB

ABM1 comp = -8.77 dBA/m

Location: 3.3, 3, 3.7 mm



0 dB = 84.17 = 38.50 dB

### #07\_HAC\_T-Coil\_LTE Band 5\_10M\_QPSK\_1\_0\_Ch20525\_Axial (Z)

Communication System: LTE; Frequency: 836.5 MHz

Medium: Air Medium parameters used:  $\sigma = 0$  S/m,  $\epsilon_r = 1$ ;  $\rho = 0$  kg/m<sup>3</sup>

Ambient Temperature : 23.5 °C

#### DASY5 Configuration

- Probe: AM1DV3 - 3104; ; Calibrated: 2021/3/24
- Sensor-Surface: 0mm (Fix Surface)
- Electronics: DAE4 Sn699; Calibrated: 2021/2/16
- Phantom: HAC Test Arch with AMCC; Type: SD HAC P01 BA;
- Measurement SW: DASY52, Version 52.10 (4); SEMCAD X Version 14.6.14 (7483)


#### General Scans/z (axial) 4.2mm 50 x 50/ABM Interpolated SNR(x,y,z) (121x121x1):

Interpolated grid: dx=1.000 mm, dy=1.000 mm

ABM1/ABM2 = 46.76 dB

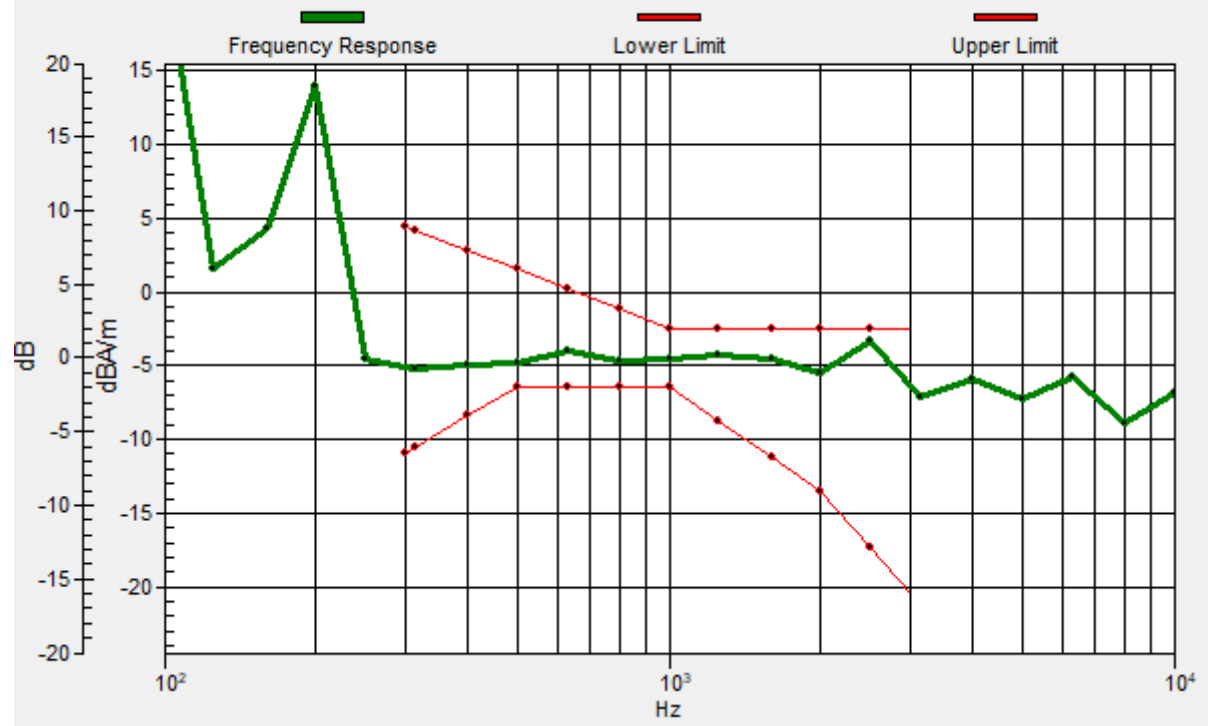
ABM1 comp = -2.09 dBA/m

Location: 4, -4.7, 3.7 mm



# General Scans/z (axial) wideband at best S/N/ABM Freq Resp(x,y,z,f)

Loc: 4, -4, 3.7 mm Diff: 0.83dB



## #07\_HAC\_T-Coil\_LTE Band 5\_10M\_QPSK\_1\_0\_Ch20525\_Transversal (Y)

Communication System:LTE; Frequency: 836.5 MHz

Medium: Air Medium parameters used:  $\sigma = 0$  S/m,  $\epsilon_r = 1$ ;  $\rho = 0$  kg/m<sup>3</sup>

Ambient Temperature : 23.5 °C

### DASY5 Configuration

- Probe: AM1DV3 - 3104; ; Calibrated: 2021/3/24
- Sensor-Surface: 0mm (Fix Surface)
- Electronics: DAE4 Sn699; Calibrated: 2021/2/16
- Phantom: HAC Test Arch with AMCC; Type: SD HAC P01 BA;
- Measurement SW: DASY52, Version 52.10 (4); SEMCAD X Version 14.6.14 (7483)


### General Scans/y (transversal) 4.2mm 50 x 50/ABM Interpolated SNR(x,y,z) (121x121x1):

Interpolated grid: dx=1.000 mm, dy=1.000 mm

ABM1/ABM2 = 37.71 dB

ABM1 comp = -9.84 dBA/m

Location: 3.3, 3, 3.7 mm



0 dB = 76.83 = 37.71 dB

## #08\_HAC\_T-Coil\_LTE Band 12\_10M\_QPSK\_1\_0\_Ch23095\_Axial (Z)

Communication System:LTE; Frequency: 707.5 MHz

Medium: Air Medium parameters used:  $\sigma = 0$  S/m,  $\epsilon_r = 1$ ;  $\rho = 0$  kg/m<sup>3</sup>

Ambient Temperature : 23.5 °C

### DASY5 Configuration

- Probe: AM1DV3 - 3104; ; Calibrated: 2021/3/24
- Sensor-Surface: 0mm (Fix Surface)
- Electronics: DAE4 Sn699; Calibrated: 2021/2/16
- Phantom: HAC Test Arch with AMCC; Type: SD HAC P01 BA;
- Measurement SW: DASY52, Version 52.10 (4); SEMCAD X Version 14.6.14 (7483)


### General Scans/z (axial) 4.2mm 50 x 50/ABM Interpolated SNR(x,y,z) (121x121x1):

Interpolated grid: dx=1.000 mm, dy=1.000 mm

ABM1/ABM2 = 46.28 dB

ABM1 comp = -2.44 dBA/m

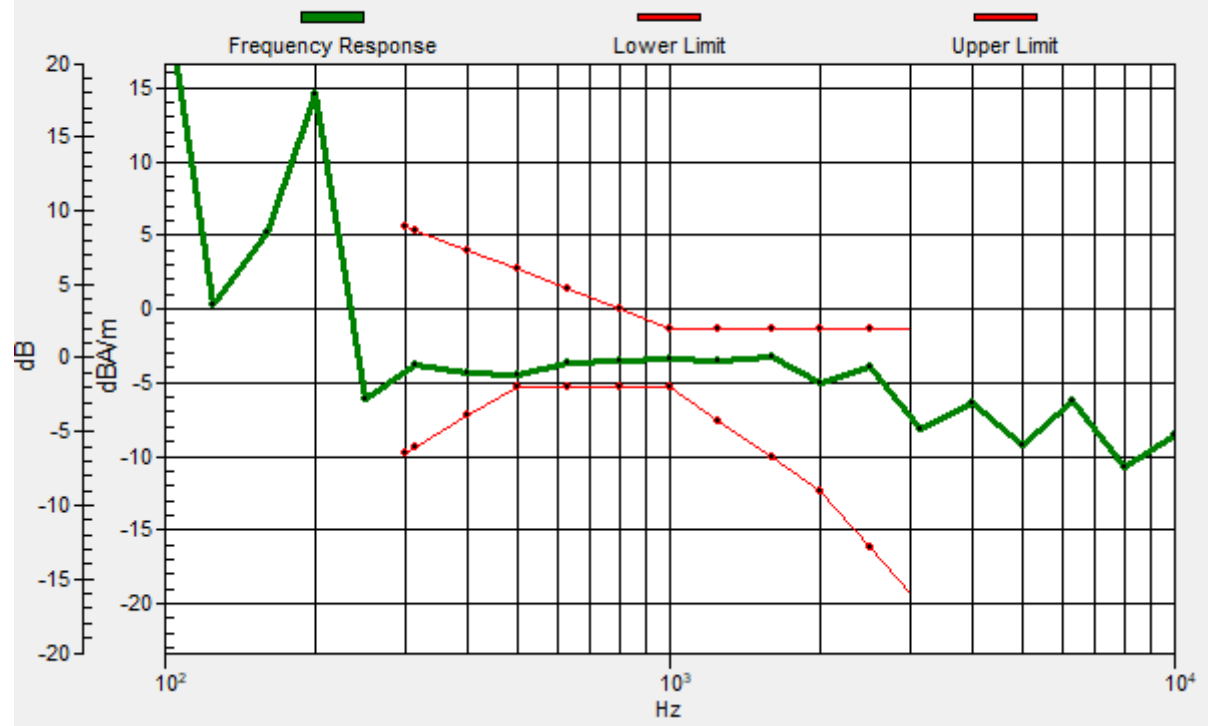
Location: 4, -4.7, 3.7 mm



0 dB = 206.1 = 46.28 dB

# General Scans/z (axial) wideband at best S/N/ABM Freq Resp(x,y,z,f)

Loc: 4, -4, 3.7 mm Diff: 0.86dB



## #08\_HAC\_T-Coil\_LTE Band 12\_10M\_QPSK\_1\_0\_Ch23095\_Transversal (Y)

Communication System: LTE; Frequency: 707.5 MHz

Medium: Air Medium parameters used:  $\sigma = 0$  S/m,  $\epsilon_r = 1$ ;  $\rho = 0$  kg/m<sup>3</sup>

Ambient Temperature : 23.5 °C

### DASY5 Configuration

- Probe: AM1DV3 - 3104; ; Calibrated: 2021/3/24
- Sensor-Surface: 0mm (Fix Surface)
- Electronics: DAE4 Sn699; Calibrated: 2021/2/16
- Phantom: HAC Test Arch with AMCC; Type: SD HAC P01 BA;
- Measurement SW: DASY52, Version 52.10 (4); SEMCAD X Version 14.6.14 (7483)

### General Scans/y (transversal) 4.2mm 50 x 50/ABM Interpolated SNR(x,y,z) (121x121x1):

Interpolated grid: dx=1.000 mm, dy=1.000 mm

ABM1/ABM2 = 37.86 dB

ABM1 comp = -9.34 dBA/m

Location: 4, 3, 3.7 mm





### #09\_HAC\_T-Coil\_LTE Band 13\_10M\_QPSK\_1\_0\_Ch23230\_Axial (Z)

Communication System: LTE; Frequency: 782 MHz

Medium: Air Medium parameters used:  $\sigma = 0$  S/m,  $\epsilon_r = 1$ ;  $\rho = 0$  kg/m<sup>3</sup>

Ambient Temperature : 23.5 °C

#### DASY5 Configuration

- Probe: AM1DV3 - 3104; ; Calibrated: 2021/3/24
- Sensor-Surface: 0mm (Fix Surface)
- Electronics: DAE4 Sn699; Calibrated: 2021/2/16
- Phantom: HAC Test Arch with AMCC; Type: SD HAC P01 BA;
- Measurement SW: DASY52, Version 52.10 (4); SEMCAD X Version 14.6.14 (7483)


#### General Scans/z (axial) 4.2mm 50 x 50/ABM Interpolated SNR(x,y,z) (121x121x1):

Interpolated grid: dx=1.000 mm, dy=1.000 mm

ABM1/ABM2 = 45.93 dB

ABM1 comp = -2.14 dBA/m

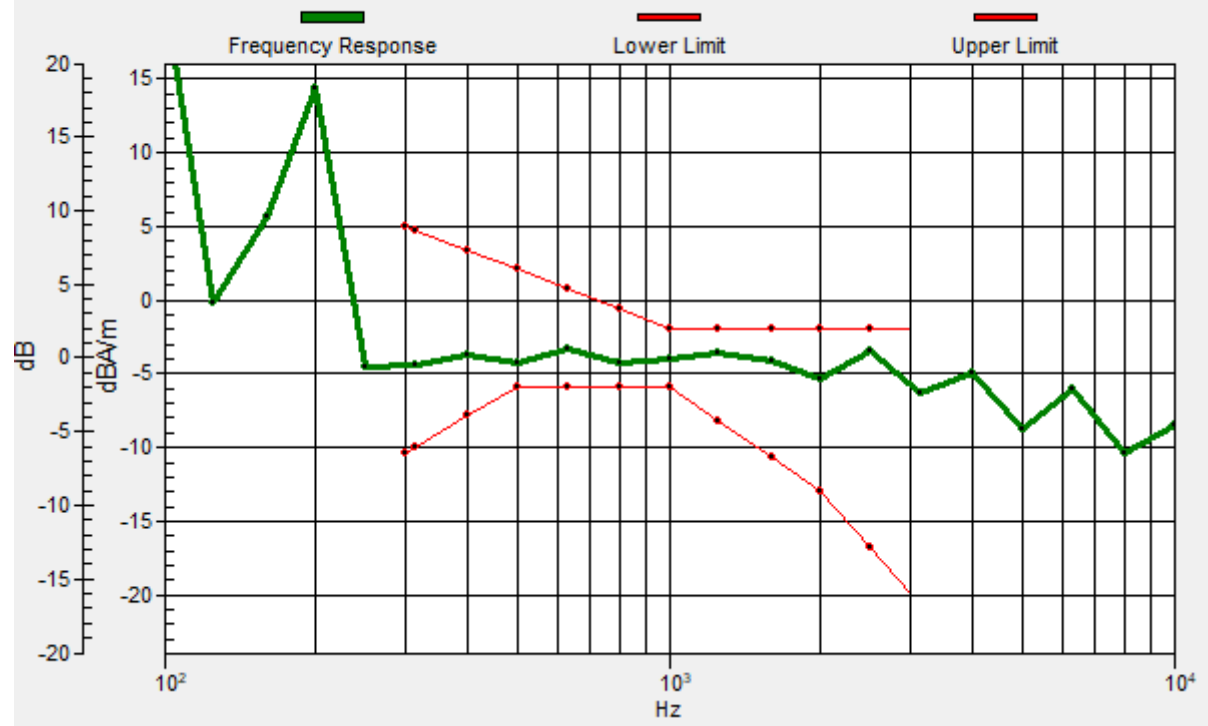
Location: 4, -4.7, 3.7 mm



0 dB = 197.9 = 45.93 dB

# General Scans/z (axial) wideband at best S/N/ABM Freq Resp(x,y,z,f)

Loc: 4, -4, 3.7 mm Diff: 1.54dB



## #09\_HAC\_T-Coil\_LTE Band 13\_10M\_QPSK\_1\_0\_Ch23230\_Transversal (Y)

Communication System: LTE; Frequency: 782 MHz

Medium: Air Medium parameters used:  $\sigma = 0$  S/m,  $\epsilon_r = 1$ ;  $\rho = 0$  kg/m<sup>3</sup>

Ambient Temperature : 23.5 °C

### DASY5 Configuration

- Probe: AM1DV3 - 3104; ; Calibrated: 2021/3/24
- Sensor-Surface: 0mm (Fix Surface)
- Electronics: DAE4 Sn699; Calibrated: 2021/2/16
- Phantom: HAC Test Arch with AMCC; Type: SD HAC P01 BA;
- Measurement SW: DASY52, Version 52.10 (4); SEMCAD X Version 14.6.14 (7483)


### General Scans/y (transversal) 4.2mm 50 x 50/ABM Interpolated SNR(x,y,z) (121x121x1):

Interpolated grid: dx=1.000 mm, dy=1.000 mm

ABM1/ABM2 = 37.61 dB

ABM1 comp = -9.72 dBA/m

Location: 3.3, 3, 3.7 mm



## #10\_HAC\_T-Coil\_LTE Band 14\_10M\_QPSK\_1\_0\_Ch23330\_Axial (Z)

Communication System: LTE; Frequency: 793 MHz

Medium: Air Medium parameters used:  $\sigma = 0$  S/m,  $\epsilon_r = 1$ ;  $\rho = 0$  kg/m<sup>3</sup>

Ambient Temperature : 23.5 °C

### DASY5 Configuration

- Probe: AM1DV3 - 3104; ; Calibrated: 2021/3/24
- Sensor-Surface: 0mm (Fix Surface)
- Electronics: DAE4 Sn699; Calibrated: 2021/2/16
- Phantom: HAC Test Arch with AMCC; Type: SD HAC P01 BA;
- Measurement SW: DASY52, Version 52.10 (4); SEMCAD X Version 14.6.14 (7483)


### General Scans/z (axial) 4.2mm 50 x 50/ABM Interpolated SNR(x,y,z) (121x121x1):

Interpolated grid: dx=1.000 mm, dy=1.000 mm

ABM1/ABM2 = 46.35 dB

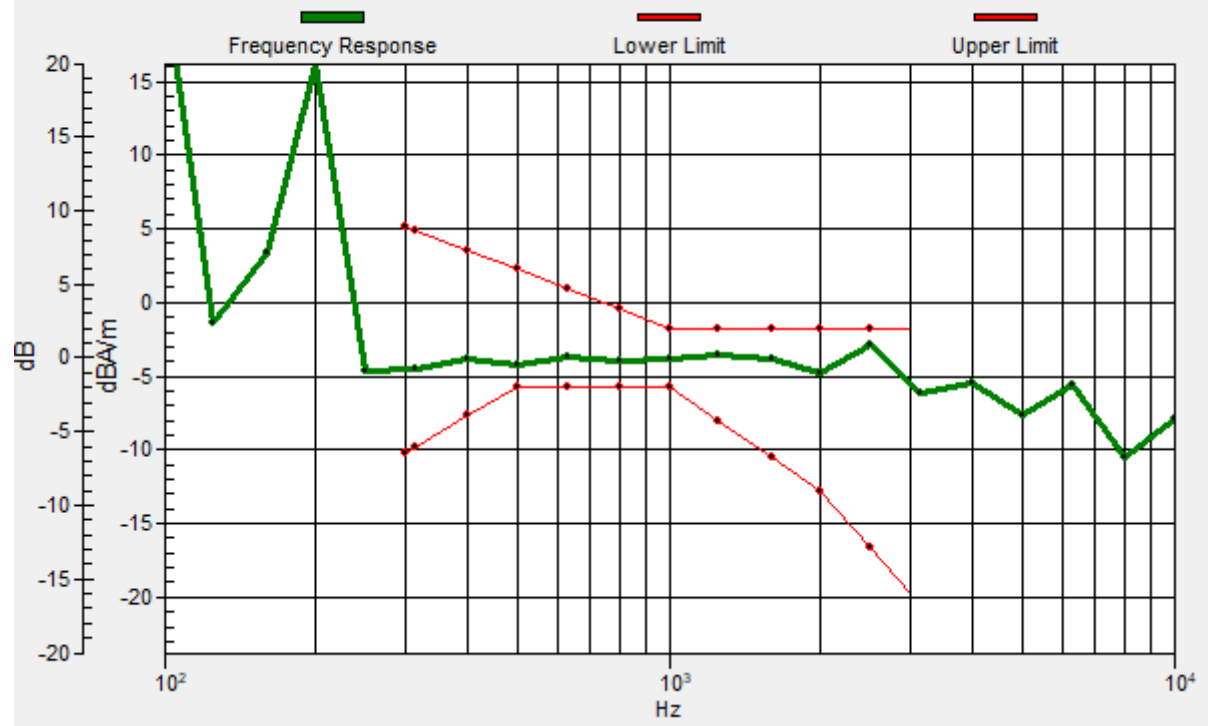
ABM1 comp = -2.12 dBA/m

Location: 4, -4.7, 3.7 mm



# General Scans/z (axial) wideband at best S/N/ABM Freq Resp(x,y,z,f)

Loc: 4, -4, 3.7 mm Diff: 1.18dB



## #10\_HAC\_T-Coil\_LTE Band 14\_10M\_QPSK\_1\_0\_Ch23330\_Transversal (Y)

Communication System:LTE; Frequency: 793 MHz

Medium: Air Medium parameters used:  $\sigma = 0$  S/m,  $\epsilon_r = 1$ ;  $\rho = 0$  kg/m<sup>3</sup>

Ambient Temperature : 23.5 °C

### DASY5 Configuration

- Probe: AM1DV3 - 3104; ; Calibrated: 2021/3/24
- Sensor-Surface: 0mm (Fix Surface)
- Electronics: DAE4 Sn699; Calibrated: 2021/2/16
- Phantom: HAC Test Arch with AMCC; Type: SD HAC P01 BA;
- Measurement SW: DASY52, Version 52.10 (4); SEMCAD X Version 14.6.14 (7483)


### General Scans/y (transversal) 4.2mm 50 x 50/ABM Interpolated SNR(x,y,z) (121x121x1):

Interpolated grid: dx=1.000 mm, dy=1.000 mm

ABM1/ABM2 = 38.44 dB

ABM1 comp = -9.10 dBA/m

Location: 3.3, 3, 3.7 mm



## #11\_HAC\_T-Coil\_LTE Band 30\_10M\_QPSK\_1\_0\_Ch27710\_Axial (Z)

Communication System: LTE; Frequency: 2310 MHz

Medium: Air Medium parameters used:  $\sigma = 0$  S/m,  $\epsilon_r = 1$ ;  $\rho = 0$  kg/m<sup>3</sup>

Ambient Temperature : 23.5 °C

### DASY5 Configuration

- Probe: AM1DV3 - 3104; ; Calibrated: 2021/3/24
- Sensor-Surface: 0mm (Fix Surface)
- Electronics: DAE4 Sn699; Calibrated: 2021/2/16
- Phantom: HAC Test Arch with AMCC; Type: SD HAC P01 BA;
- Measurement SW: DASY52, Version 52.10 (4); SEMCAD X Version 14.6.14 (7483)


### General Scans/z (axial) 4.2mm 50 x 50/ABM Interpolated SNR(x,y,z) (121x121x1):

Interpolated grid: dx=1.000 mm, dy=1.000 mm

ABM1/ABM2 = 45.48 dB

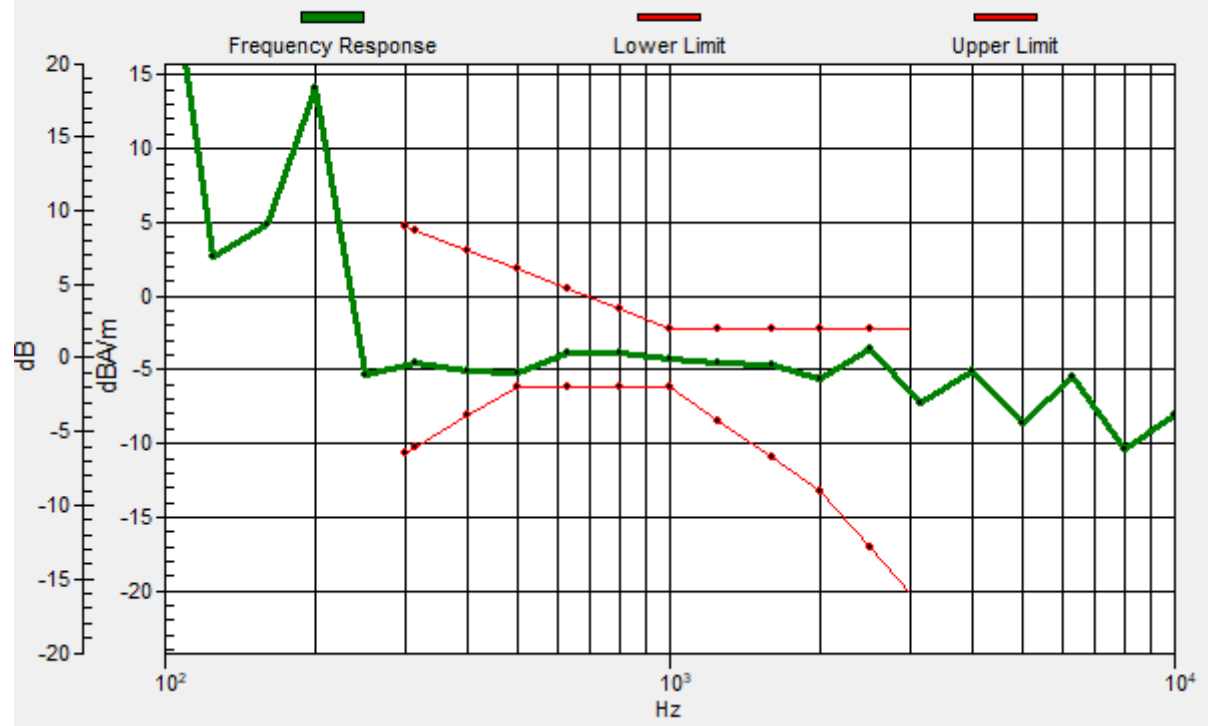
ABM1 comp = -1.91 dBA/m

Location: 4, -5.4, 3.7 mm



# General Scans/z (axial) wideband at best S/N/ABM Freq Resp(x,y,z,f)

Loc: 4, -4, 3.7 mm Diff: 1.04dB





## #11\_HAC\_T-Coil\_LTE Band 30\_10M\_QPSK\_1\_0\_Ch27710\_Transversal (Y)

Communication System:LTE; Frequency: 2310 MHz

Medium: Air Medium parameters used:  $\sigma = 0$  S/m,  $\epsilon_r = 1$ ;  $\rho = 0$  kg/m<sup>3</sup>

Ambient Temperature : 23.5 °C

### DASY5 Configuration

- Probe: AM1DV3 - 3104; ; Calibrated: 2021/3/24
- Sensor-Surface: 0mm (Fix Surface)
- Electronics: DAE4 Sn699; Calibrated: 2021/2/16
- Phantom: HAC Test Arch with AMCC; Type: SD HAC P01 BA;
- Measurement SW: DASY52, Version 52.10 (4); SEMCAD X Version 14.6.14 (7483)

### General Scans/y (transversal) 4.2mm 50 x 50/ABM Interpolated SNR(x,y,z) (121x121x1):

Interpolated grid: dx=1.000 mm, dy=1.000 mm

ABM1/ABM2 = 38.06 dB

ABM1 comp = -9.57 dBA/m

Location: 4, 3, 3.7 mm



## #12\_HAC\_T-Coil\_LTE Band 66\_20M\_QPSK\_1\_0\_Ch132322\_Axial (Z)

Communication System: LTE; Frequency: 1745 MHz

Medium: Air Medium parameters used:  $\sigma = 0$  S/m,  $\epsilon_r = 1$ ;  $\rho = 0$  kg/m<sup>3</sup>

Ambient Temperature : 23.5 °C

### DASY5 Configuration

- Probe: AM1DV3 - 3104; ; Calibrated: 2021/3/24
- Sensor-Surface: 0mm (Fix Surface)
- Electronics: DAE4 Sn699; Calibrated: 2021/2/16
- Phantom: HAC Test Arch with AMCC; Type: SD HAC P01 BA;
- Measurement SW: DASY52, Version 52.10 (4); SEMCAD X Version 14.6.14 (7483)

### General Scans/z (axial) 4.2mm 50 x 50/ABM Interpolated SNR(x,y,z) (121x121x1):

Interpolated grid: dx=1.000 mm, dy=1.000 mm

ABM1/ABM2 = 45.44 dB

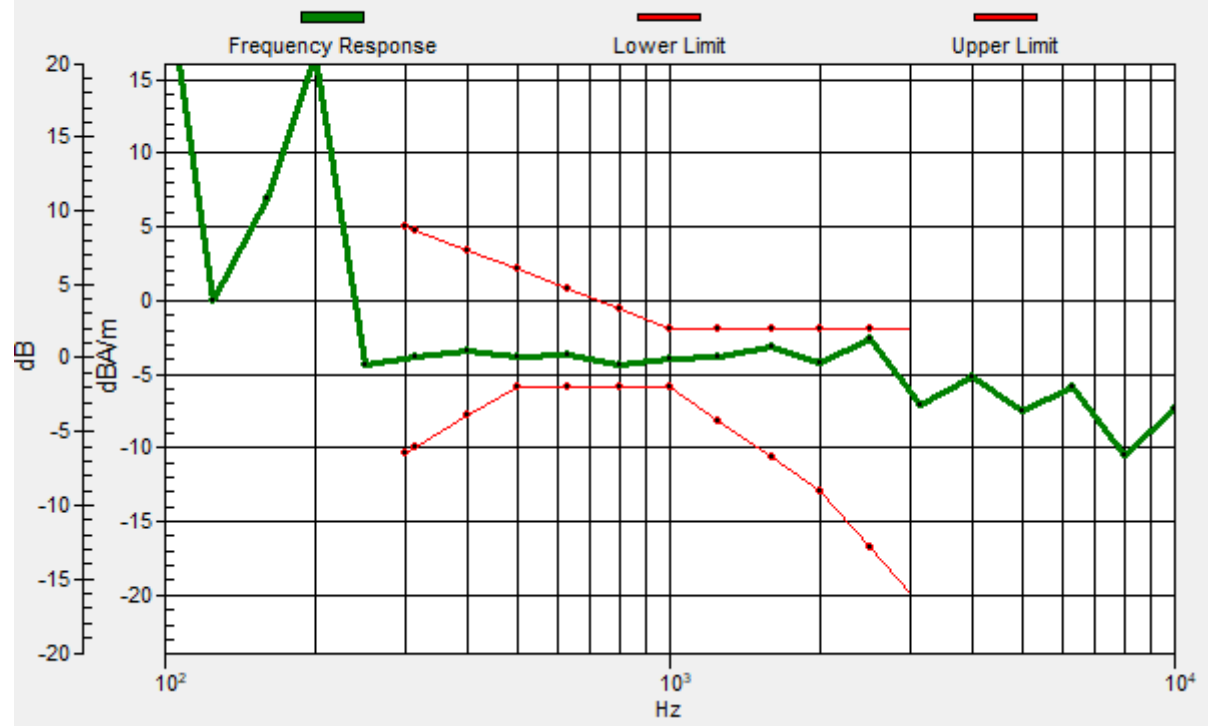
ABM1 comp = -2.21 dBA/m

Location: 4, -4.7, 3.7 mm



# General Scans/z (axial) wideband at best S/N/ABM Freq Resp(x,y,z,f)

Loc: 4, -4, 3.7 mm Diff: 0.68dB



## #12\_HAC\_T-Coil\_LTE Band 66\_20M\_QPSK\_1\_0\_Ch132322\_Transversal (Y)

Communication System: LTE; Frequency: 1745 MHz

Medium: Air Medium parameters used:  $\sigma = 0$  S/m,  $\epsilon_r = 1$ ;  $\rho = 0$  kg/m<sup>3</sup>

Ambient Temperature : 23.5 °C

### DASY5 Configuration

- Probe: AM1DV3 - 3104; ; Calibrated: 2021/3/24
- Sensor-Surface: 0mm (Fix Surface)
- Electronics: DAE4 Sn699; Calibrated: 2021/2/16
- Phantom: HAC Test Arch with AMCC; Type: SD HAC P01 BA;
- Measurement SW: DASY52, Version 52.10 (4); SEMCAD X Version 14.6.14 (7483)


### General Scans/y (transversal) 4.2mm 50 x 50/ABM Interpolated SNR(x,y,z) (121x121x1):

Interpolated grid: dx=1.000 mm, dy=1.000 mm

ABM1/ABM2 = 38.17 dB

ABM1 comp = -9.37 dBA/m

Location: 4, 3, 3.7 mm



0 dB = 81.04 = 38.17 dB

### #13\_HAC\_T-Coil\_WLAN2.4GHz\_802.11b 1Mbps\_Ch6\_Axial (Z)

Communication System: 802.11b; Frequency: 2437 MHz

Medium: Air Medium parameters used:  $\sigma = 0$  S/m,  $\epsilon_r = 1$ ;  $\rho = 0$  kg/m<sup>3</sup>

Ambient Temperature : 23.5 °C

#### DASY5 Configuration

- Probe: AM1DV3 - 3104; ; Calibrated: 2021/3/24
- Sensor-Surface: 0mm (Fix Surface)
- Electronics: DAE3 Sn393; Calibrated: 2021/4/9
- Phantom: HAC Test Arch with AMCC; Type: SD HAC P01 BA;
- Measurement SW: DASY52, Version 52.10 (4); SEMCAD X Version 14.6.14 (7483)


#### General Scans/z (axial) 4.2mm 50 x 50/ABM Interpolated SNR(x,y,z) (121x121x1):

Interpolated grid: dx=1.000 mm, dy=1.000 mm

ABM1/ABM2 = 37.49 dB

ABM1 comp = -6.52 dBA/m

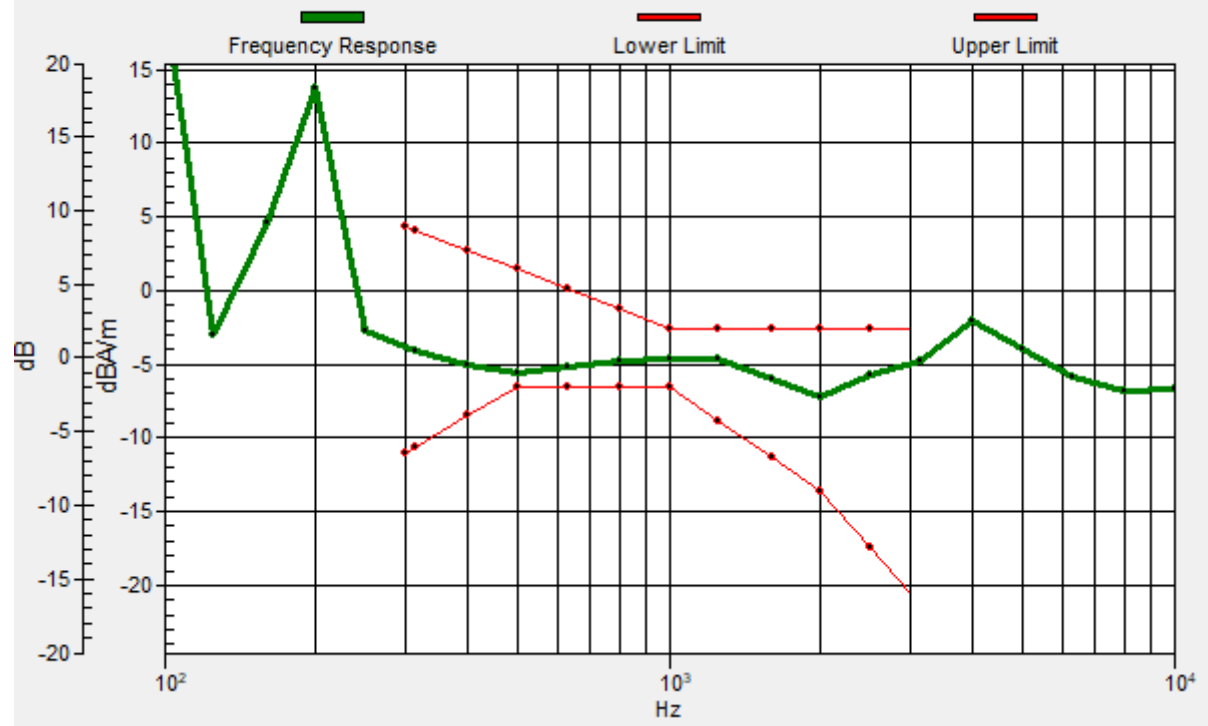
Location: 4, -8.9, 3.7 mm



0 dB = 74.87 = 37.49 dB

# General Scans/z (axial) wideband at best S/N/ABM Freq Resp(x,y,z,f)

Loc: 4, -11, 3.7 mm Diff: 1.04dB



### #13\_HAC\_T-Coil\_WLAN2.4GHz\_802.11b 1Mbps\_Ch6\_Transversal (Y)

Communication System: 802.11b; Frequency: 2437 MHz

Medium: Air Medium parameters used:  $\sigma = 0$  S/m,  $\epsilon_r = 1$ ;  $\rho = 0$  kg/m<sup>3</sup>

Ambient Temperature : 23.5 °C

#### DASY5 Configuration

- Probe: AM1DV3 - 3104; ; Calibrated: 2021/3/24
- Sensor-Surface: 0mm (Fix Surface)
- Electronics: DAE3 Sn393; Calibrated: 2021/4/9
- Phantom: HAC Test Arch with AMCC; Type: SD HAC P01 BA;
- Measurement SW: DASY52, Version 52.10 (4); SEMCAD X Version 14.6.14 (7483)


#### General Scans/y (transversal) 4.2mm 50 x 50/ABM Interpolated SNR(x,y,z) (121x121x1):

Interpolated grid: dx=1.000 mm, dy=1.000 mm

ABM1/ABM2 = 28.74 dB

ABM1 comp = -15.79 dBA/m

Location: 6.8, -18.7, 3.7 mm



## #14\_HAC\_T-Coil\_WLAN5GHz\_802.11a 6Mbps\_Ch40\_Axial (Z)

Communication System:802.11a; Frequency: 5200 MHz

Medium: Air Medium parameters used:  $\sigma = 0$  S/m,  $\epsilon_r = 1$ ;  $\rho = 0$  kg/m<sup>3</sup>

Ambient Temperature : 23.5 °C

### DASY5 Configuration

- Probe: AM1DV3 - 3104; ; Calibrated: 2021/3/24
- Sensor-Surface: 0mm (Fix Surface)
- Electronics: DAE4 Sn699; Calibrated: 2021/2/16
- Phantom: HAC Test Arch with AMCC; Type: SD HAC P01 BA;
- Measurement SW: DASY52, Version 52.10 (4); SEMCAD X Version 14.6.14 (7483)


### General Scans/z (axial) 4.2mm 50 x 50/ABM Interpolated SNR(x,y,z) (121x121x1):

Interpolated grid: dx=1.000 mm, dy=1.000 mm

ABM1/ABM2 = 36.46 dB

ABM1 comp = -8.87 dBA/m

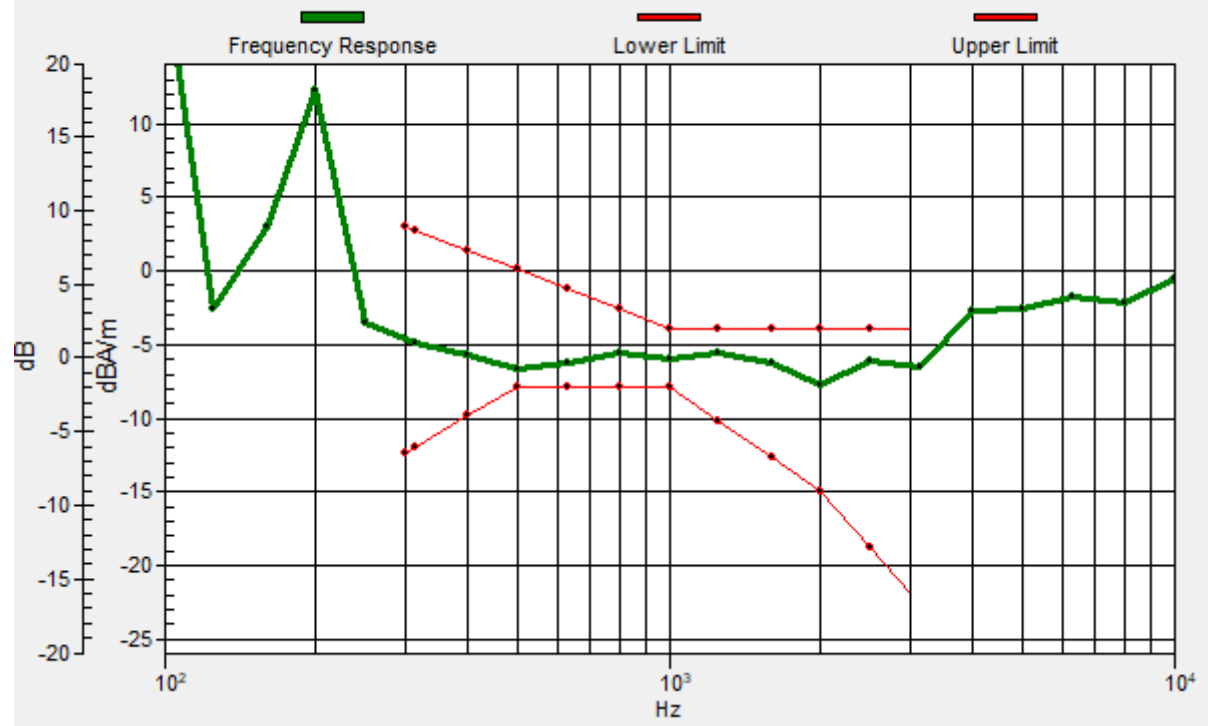
Location: 4, -4.7, 3.7 mm





# General Scans/z (axial) wideband at best S/N/ABM Freq Resp(x,y,z,f)

Loc: 4, -4, 3.7 mm Diff: 1.25dB



## #14\_HAC\_T-Coil\_WLAN5GHz\_802.11a\_6Mbps\_Ch40\_Transversal (Y)

Communication System:802.11a; Frequency: 5200 MHz

Medium: Air Medium parameters used:  $\sigma = 0$  S/m,  $\epsilon_r = 1$ ;  $\rho = 0$  kg/m<sup>3</sup>

Ambient Temperature : 23.5°C

### DASY5 Configuration

- Probe: AM1DV3 - 3104; ; Calibrated: 2021/3/24
- Sensor-Surface: 0mm (Fix Surface)
- Electronics: DAE4 Sn699; Calibrated: 2021/2/16
- Phantom: HAC Test Arch with AMCC; Type: SD HAC P01 BA;
- Measurement SW: DASY52, Version 52.10 (4); SEMCAD X Version 14.6.14 (7483)


### General Scans/y (transversal) 4.2mm 50 x 50/ABM Interpolated SNR(x,y,z) (121x121x1):

Interpolated grid: dx=1.000 mm, dy=1.000 mm

ABM1/ABM2 = 28.94 dB

ABM1 comp = -16.61 dBA/m

Location: 4.7, -18, 3.7 mm



## #15\_HAC\_T-Coil\_WLAN5GHz\_802.11a\_6Mbps\_Ch60\_Axial (Z)

Communication System:802.11a; Frequency: 5300 MHz

Medium: Air Medium parameters used:  $\sigma = 0$  S/m,  $\epsilon_r = 1$ ;  $\rho = 0$  kg/m<sup>3</sup>

Ambient Temperature : 23.5 °C

### DASY5 Configuration

- Probe: AM1DV3 - 3104; ; Calibrated: 2021/3/24
- Sensor-Surface: 0mm (Fix Surface)
- Electronics: DAE4 Sn699; Calibrated: 2021/2/16
- Phantom: HAC Test Arch with AMCC; Type: SD HAC P01 BA;
- Measurement SW: DASY52, Version 52.10 (4); SEMCAD X Version 14.6.14 (7483)


### General Scans/z (axial) 4.2mm 50 x 50/ABM Interpolated SNR(x,y,z) (121x121x1):

Interpolated grid: dx=1.000 mm, dy=1.000 mm

ABM1/ABM2 = 37.32 dB

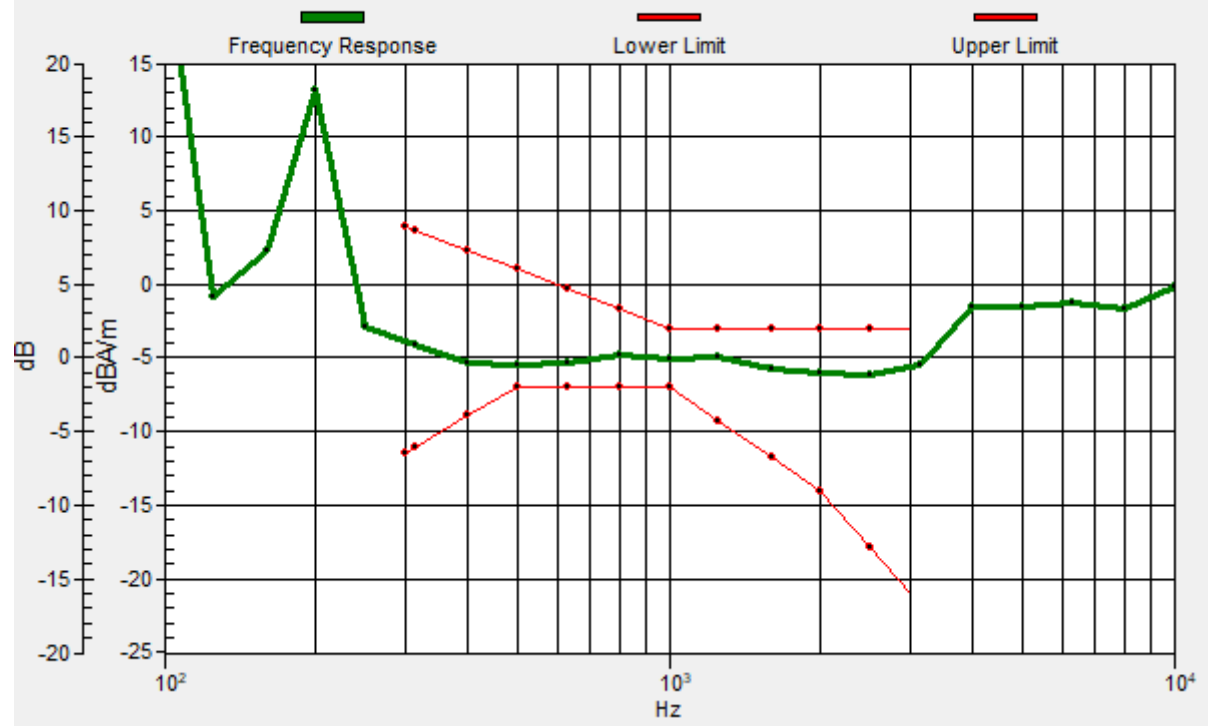
ABM1 comp = -7.45 dBA/m

Location: 3.3, -5.4, 3.7 mm



# General Scans/z (axial) wideband at best S/N/ABM Freq Resp(x,y,z,f)

Loc: 4, -4, 3.7 mm Diff: 1.46dB



## #15\_HAC\_T-Coil\_WLAN5GHz\_802.11a\_6Mbps\_Ch60\_Transversal (Y)

Communication System:802.11a; Frequency: 5300 MHz

Medium: Air Medium parameters used:  $\sigma = 0$  S/m,  $\epsilon_r = 1$ ;  $\rho = 0$  kg/m<sup>3</sup>

Ambient Temperature : 23.5 °C

### DASY5 Configuration

- Probe: AM1DV3 - 3104; ; Calibrated: 2021/3/24
- Sensor-Surface: 0mm (Fix Surface)
- Electronics: DAE4 Sn699; Calibrated: 2021/2/16
- Phantom: HAC Test Arch with AMCC; Type: SD HAC P01 BA;
- Measurement SW: DASY52, Version 52.10 (4); SEMCAD X Version 14.6.14 (7483)

### General Scans/y (transversal) 4.2mm 50 x 50/ABM Interpolated SNR(x,y,z) (121x121x1):

Interpolated grid: dx=1.000 mm, dy=1.000 mm

ABM1/ABM2 = 32.90 dB

ABM1 comp = -13.81 dBA/m

Location: 4, -18, 3.7 mm



## #16\_HAC\_T-Coil\_WLAN5GHz\_802.11a\_6Mbps\_Ch124\_Axial (Z)

Communication System: 802.11a; Frequency: 5620 MHz

Medium: Air Medium parameters used:  $\sigma = 0$  S/m,  $\epsilon_r = 1$ ;  $\rho = 0$  kg/m<sup>3</sup>

Ambient Temperature : 23.5 °C

### DASY5 Configuration

- Probe: AM1DV3 - 3104; ; Calibrated: 2021/3/24
- Sensor-Surface: 0mm (Fix Surface)
- Electronics: DAE4 Sn699; Calibrated: 2021/2/16
- Phantom: HAC Test Arch with AMCC; Type: SD HAC P01 BA;
- Measurement SW: DASY52, Version 52.10 (4); SEMCAD X Version 14.6.14 (7483)


### General Scans/z (axial) 4.2mm 50 x 50/ABM Interpolated SNR(x,y,z) (121x121x1):

Interpolated grid: dx=1.000 mm, dy=1.000 mm

ABM1/ABM2 = 37.15 dB

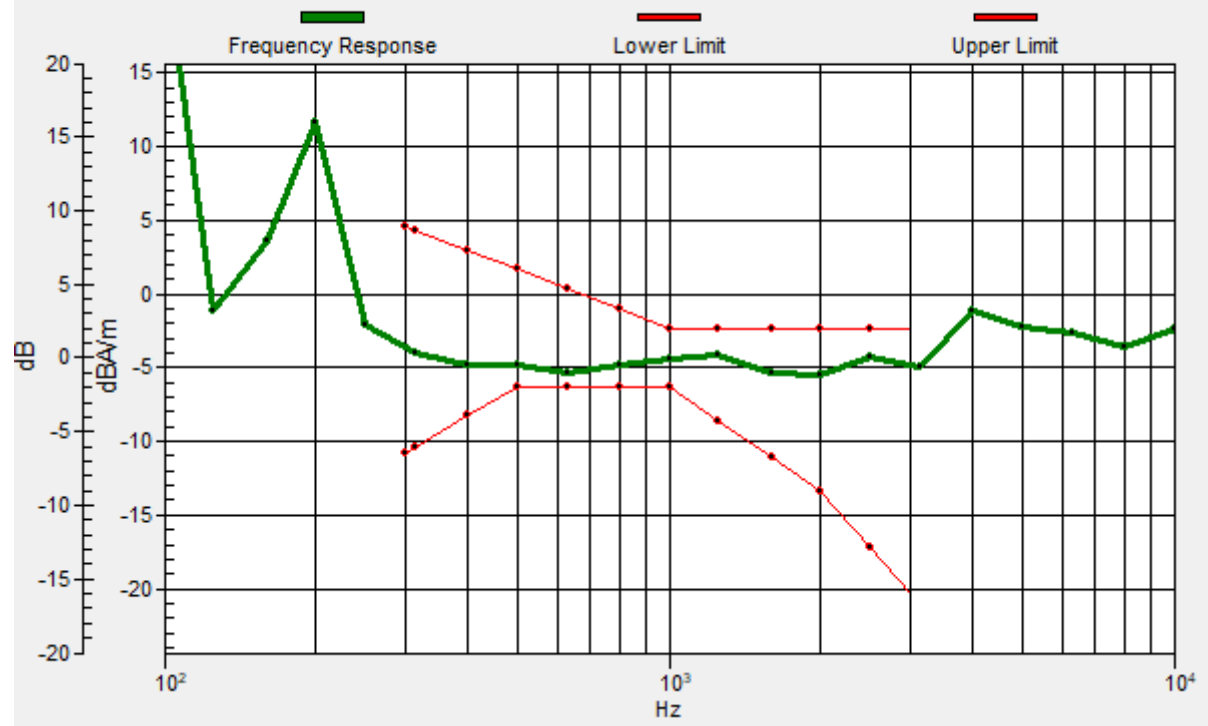
ABM1 comp = -7.60 dBA/m

Location: 2.6, -7.5, 3.7 mm



# General Scans/z (axial) wideband at best S/N/ABM Freq Resp(x,y,z,f)

Loc: 4, -11, 3.7 mm Diff: 1.03dB



## #16\_HAC\_T-Coil\_WLAN5GHz\_802.11a\_6Mbps\_Ch124\_Transversal (Y)

Communication System: 802.11a; Frequency: 5620 MHz

Medium: Air Medium parameters used:  $\sigma = 0$  S/m,  $\epsilon_r = 1$ ;  $\rho = 0$  kg/m<sup>3</sup>

Ambient Temperature : 23.5 °C

### DASY5 Configuration

- Probe: AM1DV3 - 3104; ; Calibrated: 2021/3/24
- Sensor-Surface: 0mm (Fix Surface)
- Electronics: DAE4 Sn699; Calibrated: 2021/2/16
- Phantom: HAC Test Arch with AMCC; Type: SD HAC P01 BA;
- Measurement SW: DASY52, Version 52.10 (4); SEMCAD X Version 14.6.14 (7483)


### General Scans/y (transversal) 4.2mm 50 x 50/ABM Interpolated SNR(x,y,z) (121x121x1):

Interpolated grid: dx=1.000 mm, dy=1.000 mm

ABM1/ABM2 = 31.42 dB

ABM1 comp = -14.93 dBA/m

Location: 4.7, -18, 3.7 mm





## #17\_HAC\_T-Coil\_WLAN5GHz\_802.11a\_6Mbps\_Ch157\_Axial (Z)

Communication System: 802.11a; Frequency: 5785 MHz

Medium: Air Medium parameters used:  $\sigma = 0$  S/m,  $\epsilon_r = 1$ ;  $\rho = 0$  kg/m<sup>3</sup>

Ambient Temperature : 23.5 °C

### DASY5 Configuration

- Probe: AM1DV3 - 3104; ; Calibrated: 2021/3/24
- Sensor-Surface: 0mm (Fix Surface)
- Electronics: DAE4 Sn699; Calibrated: 2021/2/16
- Phantom: HAC Test Arch with AMCC; Type: SD HAC P01 BA;
- Measurement SW: DASY52, Version 52.10 (4); SEMCAD X Version 14.6.14 (7483)


### General Scans/z (axial) 4.2mm 50 x 50/ABM Interpolated SNR(x,y,z) (121x121x1):

Interpolated grid: dx=1.000 mm, dy=1.000 mm

ABM1/ABM2 = 38.27 dB

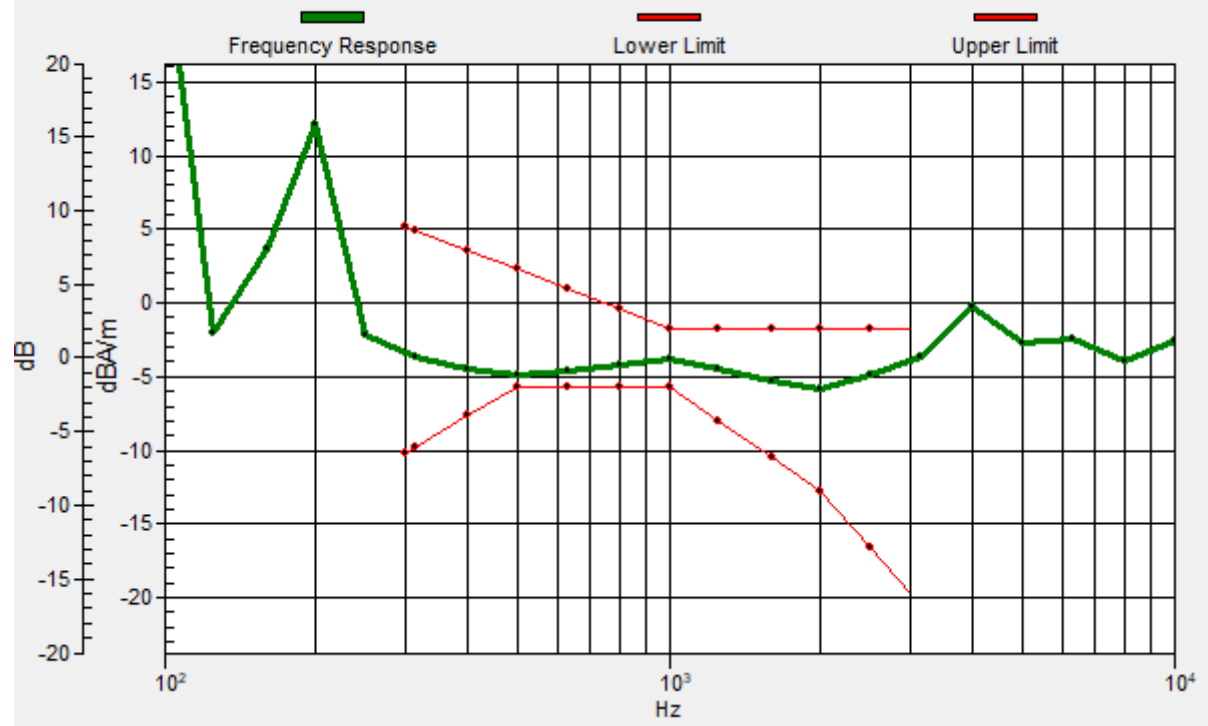
ABM1 comp = -6.11 dBA/m

Location: 3.3, -9.6, 3.7 mm



# General Scans/z (axial) wideband at best S/N/ABM Freq Resp(x,y,z,f)

Loc: 4, -11, 3.7 mm Diff: 0.91dB



## #17\_HAC\_T-Coil\_WLAN5GHz\_802.11a\_6Mbps\_Ch157\_Transversal (Y)

Communication System:802.11a; Frequency: 5785 MHz

Medium: Air Medium parameters used:  $\sigma = 0$  S/m,  $\epsilon_r = 1$ ;  $\rho = 0$  kg/m<sup>3</sup>

Ambient Temperature : 23.5 °C

### DASY5 Configuration

- Probe: AM1DV3 - 3104; ; Calibrated: 2021/3/24
- Sensor-Surface: 0mm (Fix Surface)
- Electronics: DAE4 Sn699; Calibrated: 2021/2/16
- Phantom: HAC Test Arch with AMCC; Type: SD HAC P01 BA;
- Measurement SW: DASY52, Version 52.10 (4); SEMCAD X Version 14.6.14 (7483)


### General Scans/y (transversal) 4.2mm 50 x 50/ABM Interpolated SNR(x,y,z) (121x121x1):

Interpolated grid: dx=1.000 mm, dy=1.000 mm

ABM1/ABM2 = 30.27 dB

ABM1 comp = -15.07 dBA/m

Location: 4.7, -18, 3.7 mm



## #18\_HAC\_T-Coil\_GSM850\_EDGE 2Tx\_Ch189\_Axial (Z)

Communication System: GSM850; Frequency: 836.4 MHz

Medium: Air Medium parameters used:  $\sigma = 0$  S/m,  $\epsilon_r = 1$ ;  $\rho = 0$  kg/m<sup>3</sup>

Ambient Temperature : 23.5 °C

### DASY5 Configuration

- Probe: AM1DV3 - 3104; ; Calibrated: 2021/3/24
- Sensor-Surface: 0mm (Fix Surface)
- Electronics: DAE3 Sn393; Calibrated: 2021/4/9
- Phantom: HAC Test Arch with AMCC; Type: SD HAC P01 BA;
- Measurement SW: DASY52, Version 52.10 (4); SEMCAD X Version 14.6.14 (7483)


### General Scans/z (axial) 4.2mm 50 x 50/ABM Interpolated SNR(x,y,z) (121x121x1):

Interpolated grid: dx=1.000 mm, dy=1.000 mm

ABM1/ABM2 = 30.38 dB

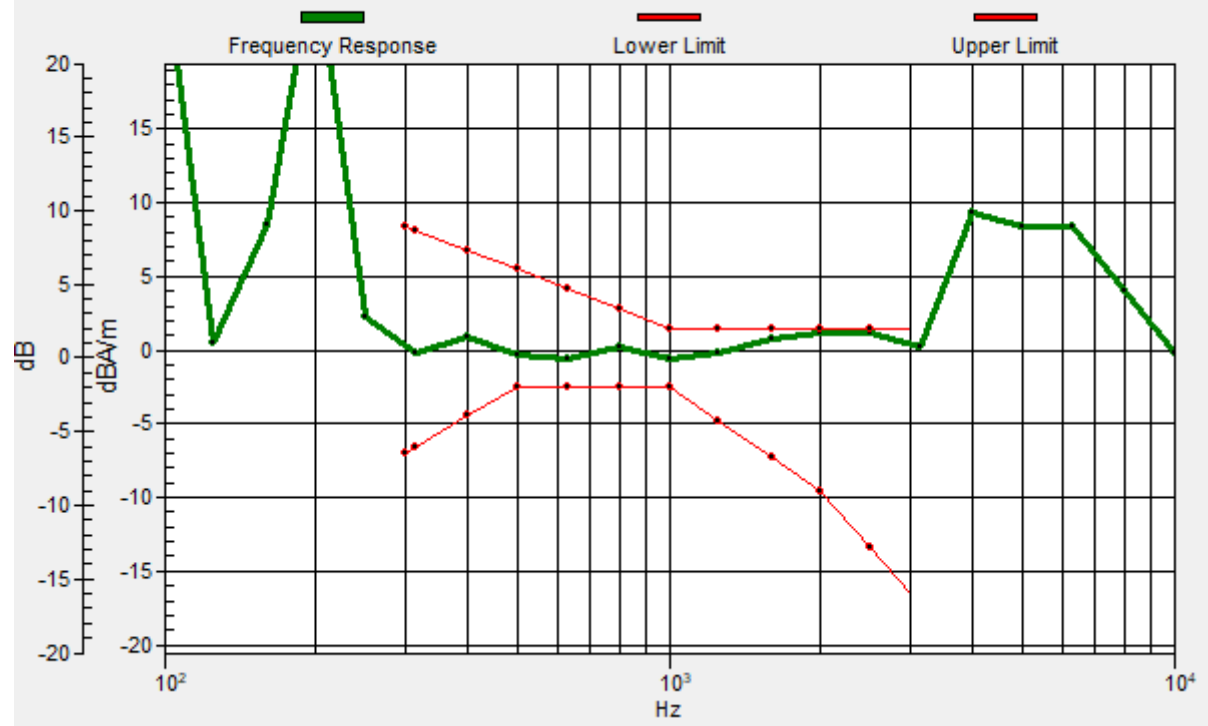
ABM1 comp = 1.82 dBA/m

Location: 3.3, -8.2, 3.7 mm



# General Scans/z (axial) wideband at best S/N/ABM Freq Resp(x,y,z,f)

Loc: 4, -11, 3.7 mm Diff: 0.26dB



## #18\_HAC\_T-Coil\_GSM850\_EDGE 2Tx\_Ch189\_Transversal (Y)

Communication System: GSM850; Frequency: 836.4 MHz

Medium: Air Medium parameters used:  $\sigma = 0$  S/m,  $\epsilon_r = 1$ ;  $\rho = 0$  kg/m<sup>3</sup>

Ambient Temperature : 23.5 °C

### DASY5 Configuration

- Probe: AM1DV3 - 3104; ; Calibrated: 2021/3/24
- Sensor-Surface: 0mm (Fix Surface)
- Electronics: DAE3 Sn393; Calibrated: 2021/4/9
- Phantom: HAC Test Arch with AMCC; Type: SD HAC P01 BA;
- Measurement SW: DASY52, Version 52.10 (4); SEMCAD X Version 14.6.14 (7483)


### General Scans/y (transversal) 4.2mm 50 x 50/ABM Interpolated SNR(x,y,z) (121x121x1):

Interpolated grid: dx=1.000 mm, dy=1.000 mm

ABM1/ABM2 = 36.19 dB

ABM1 comp = -7.83 dBA/m

Location: 1.9, 3, 3.7 mm



0 dB = 64.53 = 36.20 dB

## #19\_HAC\_T-Coil\_GSM1900\_EDGE 2Tx\_Ch661\_Axial (Z)

Communication System:PCS; Frequency: 1880 MHz

Medium: Air Medium parameters used:  $\sigma = 0$  S/m,  $\epsilon_r = 1$ ;  $\rho = 0$  kg/m<sup>3</sup>

Ambient Temperature : 23.5 °C

### DASY5 Configuration

- Probe: AM1DV3 - 3104; ; Calibrated: 2021/3/24
- Sensor-Surface: 0mm (Fix Surface)
- Electronics: DAE4 Sn699; Calibrated: 2021/2/16
- Phantom: HAC Test Arch with AMCC; Type: SD HAC P01 BA;
- Measurement SW: DASY52, Version 52.10 (4); SEMCAD X Version 14.6.14 (7483)

### General Scans/z (axial) 4.2mm 50 x 50/ABM Interpolated SNR(x,y,z) (121x121x1):

Interpolated grid: dx=1.000 mm, dy=1.000 mm

ABM1/ABM2 = 40.97 dB

ABM1 comp = -3.76 dBA/m

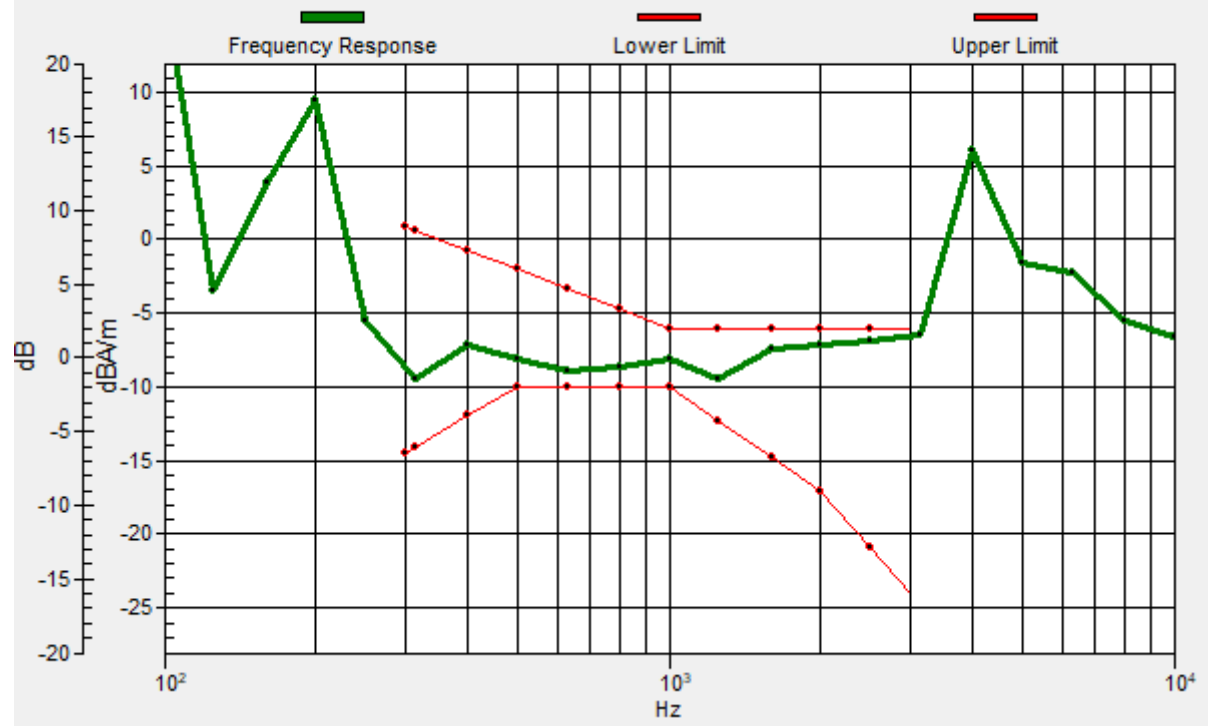
Location: -1.6, -4, 3.7 mm



0 dB = 111.8 = 40.97 dB

# General Scans/z (axial) wideband at best S/N 2/ABM Freq Resp(x,y,z,f)

Loc: -3, -4, 3.7 mm Diff: 0.56dB





## #19\_HAC\_T-Coil\_GSM1900\_EDGE 2Tx\_Ch661\_Transversal (Y)

Communication System: PCS; Frequency: 1880 MHz

Medium: Air Medium parameters used:  $\sigma = 0$  S/m,  $\epsilon_r = 1$ ;  $\rho = 0$  kg/m<sup>3</sup>

Ambient Temperature : 23.5 °C

### DASY5 Configuration

- Probe: AM1DV3 - 3104; ; Calibrated: 2021/3/24
- Sensor-Surface: 0mm (Fix Surface)
- Electronics: DAE4 Sn699; Calibrated: 2021/2/16
- Phantom: HAC Test Arch with AMCC; Type: SD HAC P01 BA;
- Measurement SW: DASY52, Version 52.10 (4); SEMCAD X Version 14.6.14 (7483)


### General Scans/y (transversal) 4.2mm 50 x 50/ABM Interpolated SNR(x,y,z) (121x121x1):

Interpolated grid: dx=1.000 mm, dy=1.000 mm

ABM1/ABM2 = 39.08 dB

ABM1 comp = -4.23 dBA/m

Location: 4.7, 4.4, 3.7 mm



0 dB = 89.92 = 39.08 dB

## #20\_HAC\_T-Coil\_WCDMA II\_HSPA\_Ch9400\_Axial (Z)

Communication System:WCDMA; Frequency: 1880 MHz

Medium: Air Medium parameters used:  $\sigma = 0$  S/m,  $\epsilon_r = 1$ ;  $\rho = 0$  kg/m<sup>3</sup>

Ambient Temperature : 23.5 °C

### DASY5 Configuration

- Probe: AM1DV3 - 3104; ; Calibrated: 2021/3/24
- Sensor-Surface: 0mm (Fix Surface)
- Electronics: DAE3 Sn393; Calibrated: 2021/4/9
- Phantom: HAC Test Arch with AMCC; Type: SD HAC P01 BA;
- Measurement SW: DASY52, Version 52.10 (4); SEMCAD X Version 14.6.14 (7483)


### General Scans/z (axial) 4.2mm 50 x 50/ABM Interpolated SNR(x,y,z) (121x121x1):

Interpolated grid: dx=1.000 mm, dy=1.000 mm

ABM1/ABM2 = 47.13 dB

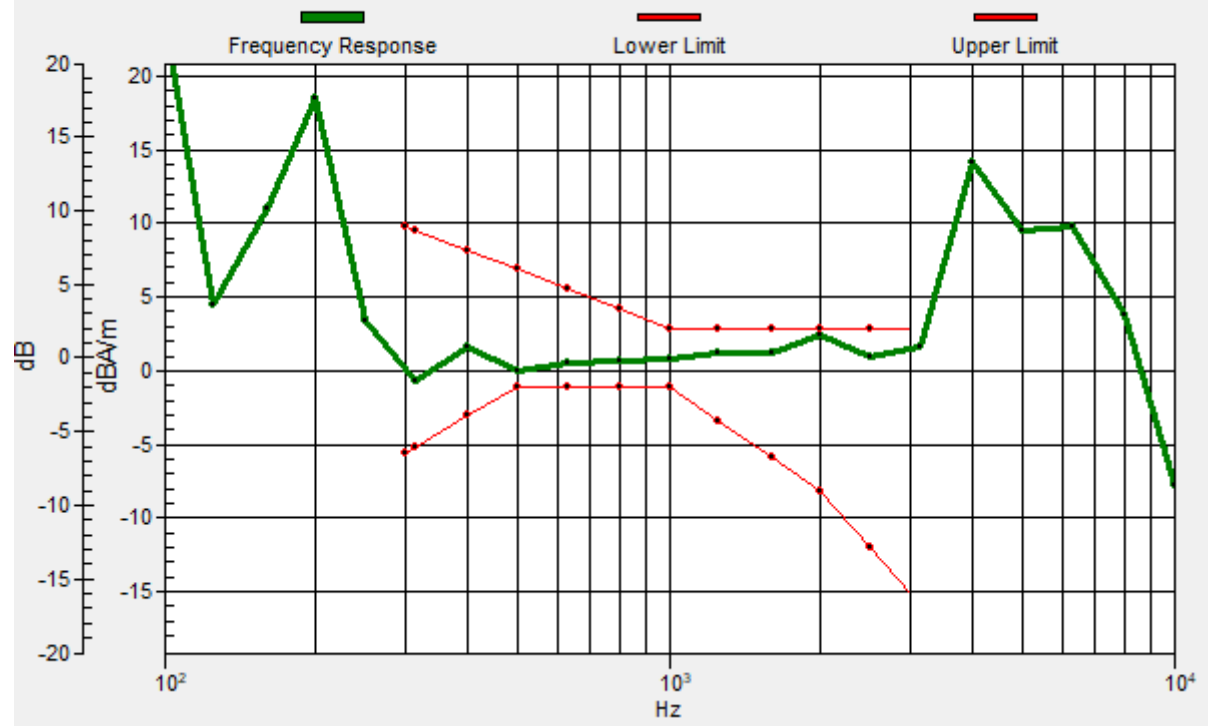
ABM1 comp = 2.32 dBA/m

Location: 4, -7.5, 3.7 mm



# General Scans/z (axial) wideband at best S/N/ABM Freq Resp(x,y,z,f)

Loc: 4, -11, 3.7 mm Diff: 0.43dB



## #20\_HAC\_T-Coil\_WCDMA II\_HSPA\_Ch9400\_Transversal (Y)

Communication System: WCDMA; Frequency: 1880 MHz

Medium: Air Medium parameters used:  $\sigma = 0$  S/m,  $\epsilon_r = 1$ ;  $\rho = 0$  kg/m<sup>3</sup>

Ambient Temperature : 23.5 °C

### DASY5 Configuration

- Probe: AM1DV3 - 3104; ; Calibrated: 2021/3/24
- Sensor-Surface: 0mm (Fix Surface)
- Electronics: DAE3 Sn393; Calibrated: 2021/4/9
- Phantom: HAC Test Arch with AMCC; Type: SD HAC P01 BA;
- Measurement SW: DASY52, Version 52.10 (4); SEMCAD X Version 14.6.14 (7483)

### General Scans/y (transversal) 4.2mm 50 x 50/ABM Interpolated SNR(x,y,z) (121x121x1):

Interpolated grid: dx=1.000 mm, dy=1.000 mm

ABM1/ABM2 = 39.91 dB

ABM1 comp = -6.17 dBA/m

Location: 3.3, 3, 3.7 mm



## #21\_HAC\_T-Coil\_WCDMA IV\_HSPA\_Ch1413\_Axial (Z)

Communication System:WCDMA; Frequency: 1732.6 MHz

Medium: Air Medium parameters used:  $\sigma = 0$  S/m,  $\epsilon_r = 1$ ;  $\rho = 0$  kg/m<sup>3</sup>

Ambient Temperature : 23.5 °C

### DASY5 Configuration

- Probe: AM1DV3 - 3104; ; Calibrated: 2021/3/24
- Sensor-Surface: 0mm (Fix Surface)
- Electronics: DAE4 Sn699; Calibrated: 2021/2/16
- Phantom: HAC Test Arch with AMCC; Type: SD HAC P01 BA;
- Measurement SW: DASY52, Version 52.10 (4); SEMCAD X Version 14.6.14 (7483)

### General Scans/z (axial) 4.2mm 50 x 50 2/ABM Interpolated SNR(x,y,z) (121x121x1):

Interpolated grid: dx=1.000 mm, dy=1.000 mm

ABM1/ABM2 = 52.45 dB

ABM1 comp = 2.32 dBA/m

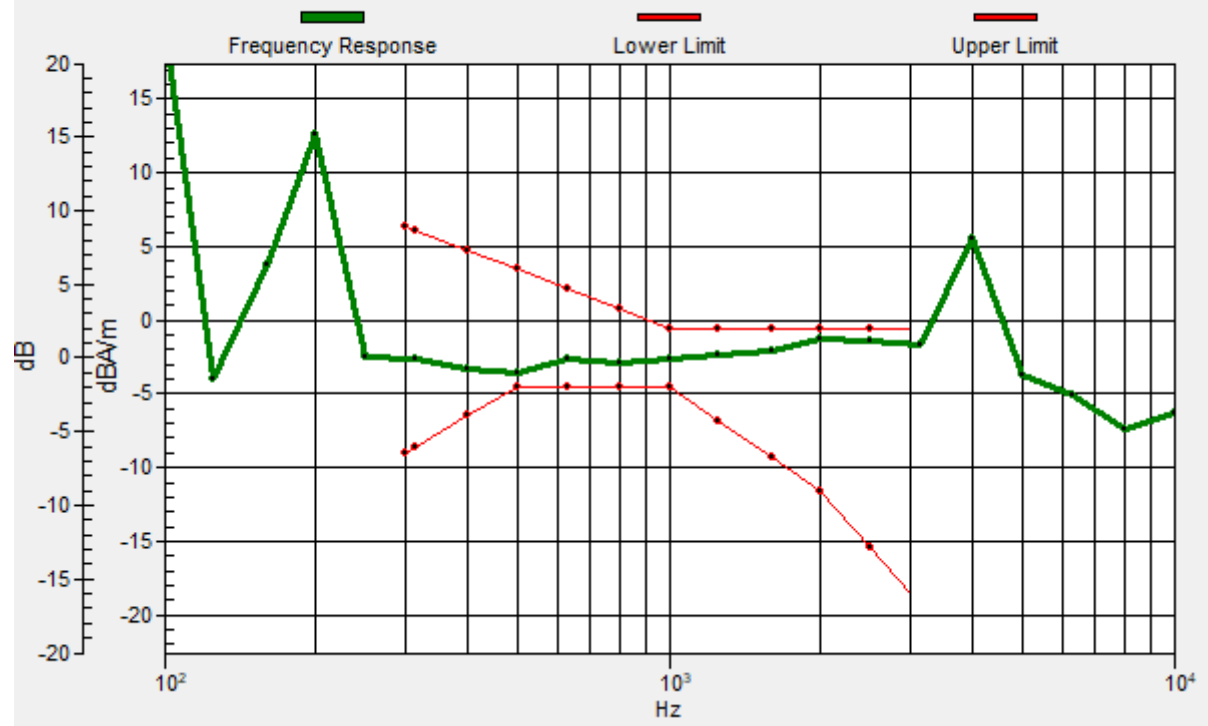
Location: 4, -5.4, 3.7 mm



0 dB = 419.3 = 52.45 dB

# General Scans/z (axial) wideband at best S/N/ABM Freq Resp(x,y,z,f)

Loc: 4, -4, 3.7 mm Diff: 0.64dB



## #21\_HAC\_T-Coil\_WCDMA IV\_HSPA\_Ch1413\_Transversal (Y)

Communication System:WCDMA; Frequency: 1732.6 MHz

Medium: Air Medium parameters used:  $\sigma = 0$  S/m,  $\epsilon_r = 1$ ;  $\rho = 0$  kg/m<sup>3</sup>

Ambient Temperature : 23.5 °C

### DASY5 Configuration

- Probe: AM1DV3 - 3104; ; Calibrated: 2021/3/24
- Sensor-Surface: 0mm (Fix Surface)
- Electronics: DAE4 Sn699; Calibrated: 2021/2/16
- Phantom: HAC Test Arch with AMCC; Type: SD HAC P01 BA;
- Measurement SW: DASY52, Version 52.10 (4); SEMCAD X Version 14.6.14 (7483)


### General Scans/y (transversal) 4.2mm 50 x 50/ABM Interpolated SNR(x,y,z) (121x121x1):

Interpolated grid: dx=1.000 mm, dy=1.000 mm

ABM1/ABM2 = 41.09 dB

ABM1 comp = -5.42 dBA/m

Location: 2.6, 2.3, 3.7 mm



## #22\_HAC\_T-Coil\_WCDMA V\_HSPA\_Ch4182\_Axial (Z)

Communication System:WCDMA; Frequency: 836.4 MHz

Medium: Air Medium parameters used:  $\sigma = 0$  S/m,  $\epsilon_r = 1$ ;  $\rho = 0$  kg/m<sup>3</sup>

Ambient Temperature : 23.5 °C

### DASY5 Configuration

- Probe: AM1DV3 - 3104; ; Calibrated: 2021/3/24
- Sensor-Surface: 0mm (Fix Surface)
- Electronics: DAE4 Sn699; Calibrated: 2021/2/16
- Phantom: HAC Test Arch with AMCC; Type: SD HAC P01 BA;
- Measurement SW: DASY52, Version 52.10 (4); SEMCAD X Version 14.6.14 (7483)

### General Scans/z (axial) 4.2mm 50 x 50/ABM Interpolated SNR(x,y,z) (121x121x1):

Interpolated grid: dx=1.000 mm, dy=1.000 mm

ABM1/ABM2 = 47.89 dB

ABM1 comp = 2.84 dBA/m

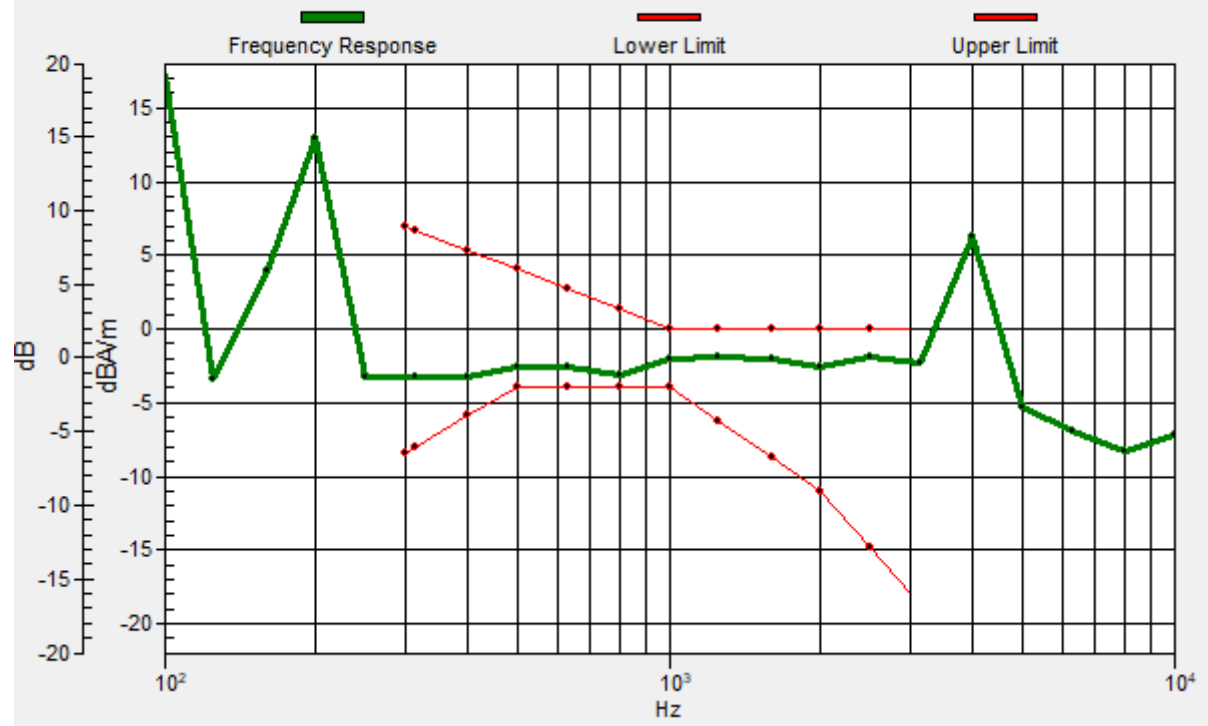
Location: 3.3, -6.8, 3.7 mm





# General Scans/z (axial) wideband at best S/N/ABM Freq Resp(x,y,z,f)

Loc: 4, -4, 3.7 mm Diff: 0.91dB



## #22\_HAC\_T-Coil\_WCDMA V\_HSPA\_Ch4182\_Transversal (Y)

Communication System:WCDMA; Frequency: 836.4 MHz

Medium: Air Medium parameters used:  $\sigma = 0$  S/m,  $\epsilon_r = 1$ ;  $\rho = 0$  kg/m<sup>3</sup>

Ambient Temperature : 23.5 °C

### DASY5 Configuration

- Probe: AM1DV3 - 3104; ; Calibrated: 2021/3/24
- Sensor-Surface: 0mm (Fix Surface)
- Electronics: DAE4 Sn699; Calibrated: 2021/2/16
- Phantom: HAC Test Arch with AMCC; Type: SD HAC P01 BA;
- Measurement SW: DASY52, Version 52.10 (4); SEMCAD X Version 14.6.14 (7483)


### General Scans/y (transversal) 4.2mm 50 x 50/ABM Interpolated SNR(x,y,z) (121x121x1):

Interpolated grid: dx=1.000 mm, dy=1.000 mm

ABM1/ABM2 = 43.23 dB

ABM1 comp = -5.00 dBA/m

Location: 3.3, -18, 3.7 mm



0 dB = 145.0 = 43.23 dB

## #23\_HAC\_T-Coil\_LTE Band 13\_10M\_QPSK\_1\_0\_Ch23230\_Axial (Z)

Communication System: LTE; Frequency: 782 MHz

Medium: Air Medium parameters used:  $\sigma = 0$  S/m,  $\epsilon_r = 1$ ;  $\rho = 0$  kg/m<sup>3</sup>

Ambient Temperature : 23.5 °C

### DASY5 Configuration

- Probe: AM1DV3 - 3104; ; Calibrated: 2021/3/24
- Sensor-Surface: 0mm (Fix Surface)
- Electronics: DAE4 Sn699; Calibrated: 2021/2/16
- Phantom: HAC Test Arch with AMCC; Type: SD HAC P01 BA;
- Measurement SW: DASY52, Version 52.10 (4); SEMCAD X Version 14.6.14 (7483)


### General Scans/z (axial) 4.2mm 50 x 50/ABM Interpolated SNR(x,y,z) (121x121x1):

Interpolated grid: dx=1.000 mm, dy=1.000 mm

ABM1/ABM2 = 47.01 dB

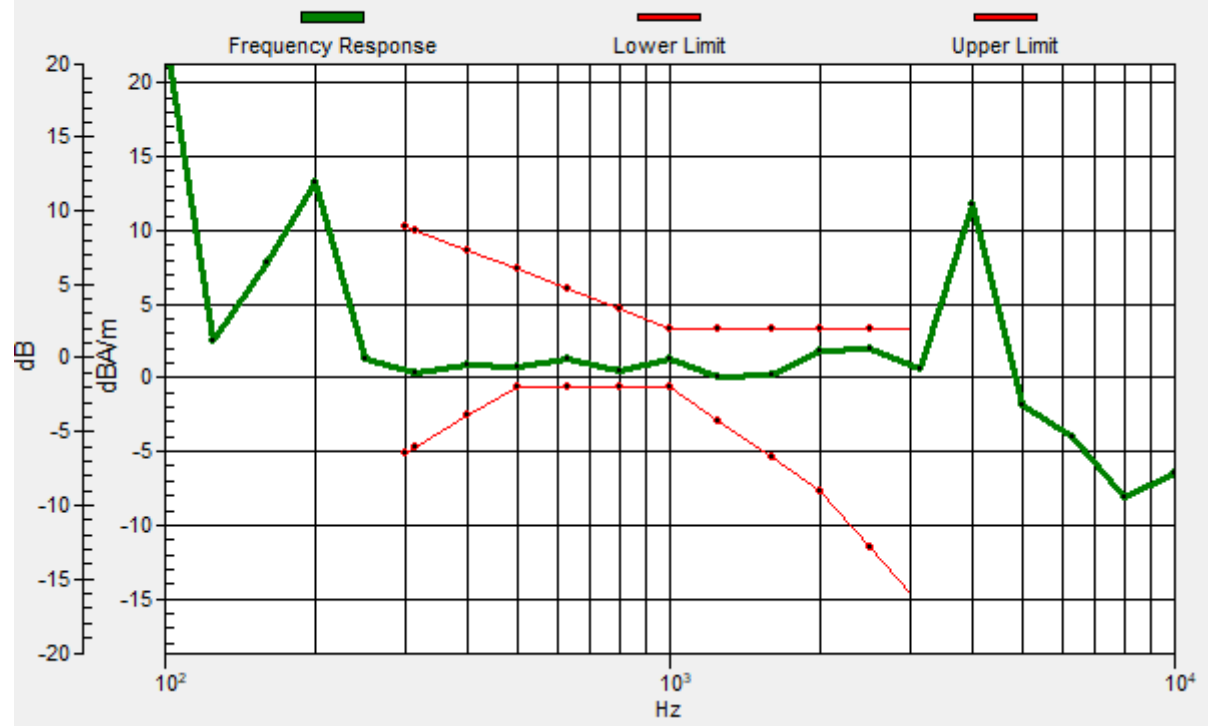
ABM1 comp = 3.92 dBA/m

Location: 4, -8.2, 3.7 mm



# General Scans/z (axial) wideband at best S/N/ABM Freq Resp(x,y,z,f)

Loc: 4, -11, 3.7 mm Diff: 1.16dB



## #23\_HAC\_T-Coil\_LTE Band 13\_10M\_QPSK\_1\_0\_Ch23230\_Transversal (Y)

Communication System:LTE; Frequency: 782 MHz

Medium: Air Medium parameters used:  $\sigma = 0$  S/m,  $\epsilon_r = 1$ ;  $\rho = 0$  kg/m<sup>3</sup>

Ambient Temperature : 23.5 °C

### DASY5 Configuration

- Probe: AM1DV3 - 3104; ; Calibrated: 2021/3/24
- Sensor-Surface: 0mm (Fix Surface)
- Electronics: DAE4 Sn699; Calibrated: 2021/2/16
- Phantom: HAC Test Arch with AMCC; Type: SD HAC P01 BA;
- Measurement SW: DASY52, Version 52.10 (4); SEMCAD X Version 14.6.14 (7483)

### General Scans/y (transversal) 4.2mm 50 x 50/ABM Interpolated SNR(x,y,z) (121x121x1):

Interpolated grid: dx=1.000 mm, dy=1.000 mm

ABM1/ABM2 = 40.95 dB

ABM1 comp = -5.34 dBA/m

Location: 2.6, 2.3, 3.7 mm



0 dB = 111.5 = 40.95 dB

## #24\_HAC\_T-Coil\_WLAN2.4GHz\_802.11b 1Mbps\_Ch6\_Axial (Z)

Communication System:802.11b; Frequency: 2437 MHz

Medium: Air Medium parameters used:  $\sigma = 0$  S/m,  $\epsilon_r = 1$ ;  $\rho = 0$  kg/m<sup>3</sup>

Ambient Temperature : 23.5 °C

### DASY5 Configuration

- Probe: AM1DV3 - 3104; ; Calibrated: 2021/3/24
- Sensor-Surface: 0mm (Fix Surface)
- Electronics: DAE4 Sn699; Calibrated: 2021/2/16
- Phantom: HAC Test Arch with AMCC; Type: SD HAC P01 BA;
- Measurement SW: DASY52, Version 52.10 (4); SEMCAD X Version 14.6.14 (7483)


### General Scans/z (axial) 4.2mm 50 x 50/ABM Interpolated SNR(x,y,z) (121x121x1):

Interpolated grid: dx=1.000 mm, dy=1.000 mm

ABM1/ABM2 = 44.29 dB

ABM1 comp = 2.71 dBA/m

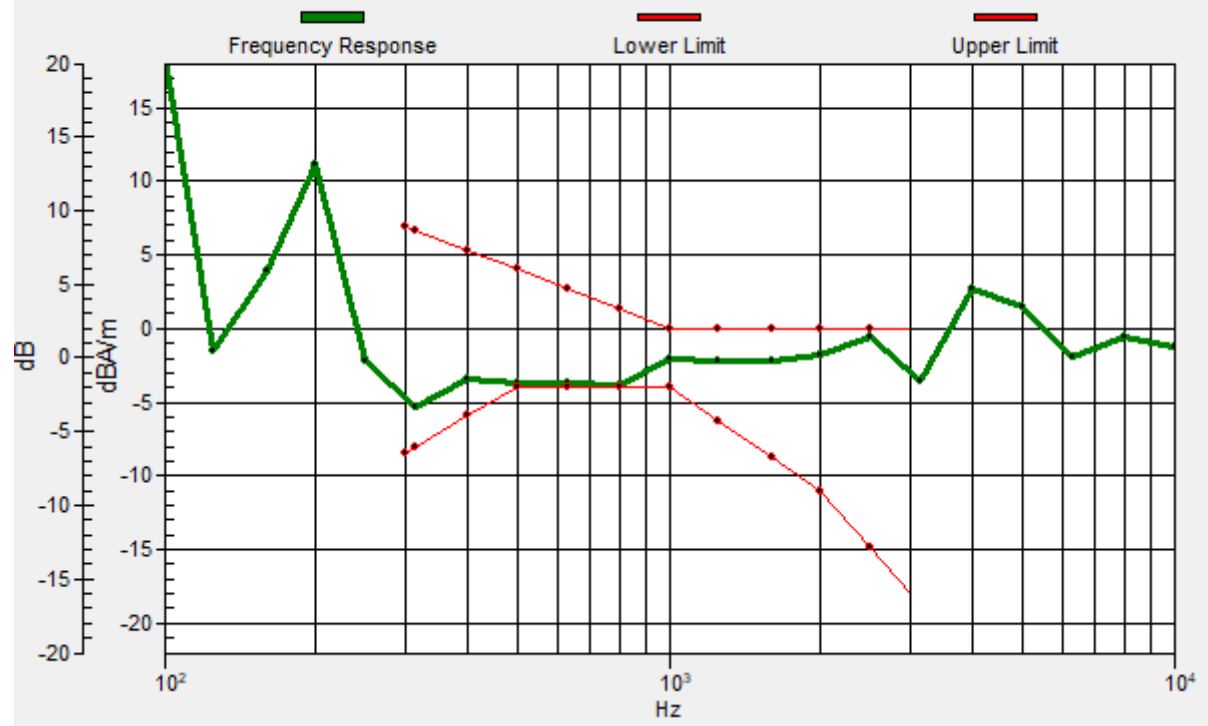
Location: 3.3, -7.5, 3.7 mm



0 dB = 163.9 = 44.29 dB

# General Scans/z (axial) wideband at best S/N/ABM Freq Resp(x,y,z,f)

Loc: 4, -4, 3.7 mm Diff: 0.12dB



## #24\_HAC\_T-Coil\_WLAN2.4GHz\_802.11b 1Mbps\_Ch6\_Transversal (Y)

Communication System: 802.11b; Frequency: 2437 MHz

Medium: Air Medium parameters used:  $\sigma = 0$  S/m,  $\epsilon_r = 1$ ;  $\rho = 0$  kg/m<sup>3</sup>

Ambient Temperature : 23.5 °C

### DASY5 Configuration

- Probe: AM1DV3 - 3104; ; Calibrated: 2021/3/24
- Sensor-Surface: 0mm (Fix Surface)
- Electronics: DAE4 Sn699; Calibrated: 2021/2/16
- Phantom: HAC Test Arch with AMCC; Type: SD HAC P01 BA;
- Measurement SW: DASY52, Version 52.10 (4); SEMCAD X Version 14.6.14 (7483)

### General Scans/y (transversal) 4.2mm 50 x 50/ABM Interpolated SNR(x,y,z) (121x121x1):

Interpolated grid: dx=1.000 mm, dy=1.000 mm

ABM1/ABM2 = 36.81 dB

ABM1 comp = -6.11 dBA/m

Location: 4, -20.1, 3.7 mm





## #25\_HAC\_T-Coil\_WLAN5GHz\_802.11a\_6Mbps\_Ch40\_Axial (Z)

Communication System: 802.11a; Frequency: 5200 MHz

Medium: Air Medium parameters used:  $\sigma = 0$  S/m,  $\epsilon_r = 1$ ;  $\rho = 0$  kg/m<sup>3</sup>

Ambient Temperature : 23.5 °C

### DASY5 Configuration

- Probe: AM1DV3 - 3104; ; Calibrated: 2021/3/24
- Sensor-Surface: 0mm (Fix Surface)
- Electronics: DAE4 Sn699; Calibrated: 2021/2/16
- Phantom: HAC Test Arch with AMCC; Type: SD HAC P01 BA;
- Measurement SW: DASY52, Version 52.10 (4); SEMCAD X Version 14.6.14 (7483)


### General Scans/z (axial) 4.2mm 50 x 50/ABM Interpolated SNR(x,y,z) (121x121x1):

Interpolated grid: dx=1.000 mm, dy=1.000 mm

ABM1/ABM2 = 42.73 dB

ABM1 comp = 2.94 dBA/m

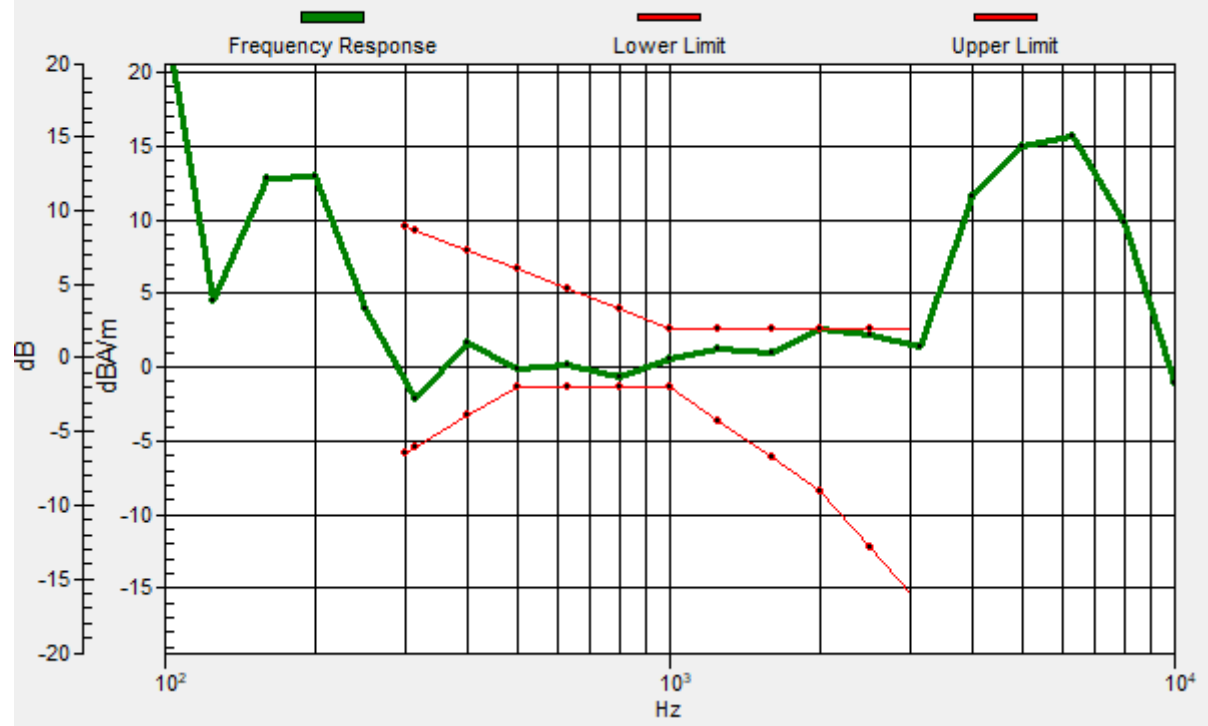
Location: 3.3, -9.6, 3.7 mm



0 dB = 136.9 = 42.73 dB

# General Scans/z (axial) wideband at best S/N/ABM Freq Resp(x,y,z,f)

Loc: 4, -11, 3.7 mm Diff: 0.08dB



## #25\_HAC\_T-Coil\_WLAN5GHz\_802.11a 6Mbps\_Ch40\_Transversal (Y)

Communication System: 802.11a; Frequency: 5200 MHz

Medium: Air Medium parameters used:  $\sigma = 0$  S/m,  $\epsilon_r = 1$ ;  $\rho = 0$  kg/m<sup>3</sup>

Ambient Temperature : 23.5 °C

### DASY5 Configuration

- Probe: AM1DV3 - 3104; ; Calibrated: 2021/3/24
- Sensor-Surface: 0mm (Fix Surface)
- Electronics: DAE4 Sn699; Calibrated: 2021/2/16
- Phantom: HAC Test Arch with AMCC; Type: SD HAC P01 BA;
- Measurement SW: DASY52, Version 52.10 (4); SEMCAD X Version 14.6.14 (7483)


### General Scans/y (transversal) 4.2mm 50 x 50/ABM Interpolated SNR(x,y,z) (121x121x1):

Interpolated grid: dx=1.000 mm, dy=1.000 mm

ABM1/ABM2 = 35.72 dB

ABM1 comp = -10.24 dBA/m

Location: 3.3, -25, 3.7 mm



0 dB = 61.12 = 35.72 dB