

#01_HAC_T-Coil_LTE Band 42_20M_QPSK_1_0_Ch43340_Axial (Z)

Communication System: LTE TDD ; Frequency: 3575 MHz

Medium: Air Medium parameters used: $\sigma = 0$ S/m, $\epsilon_r = 1$; $\rho = 0$ kg/m³

Ambient Temperature : 23.5 °C

DASY5 Configuration

- Probe: AM1DV3 - 3130; ; Calibrated: 2020/11/26
- Sensor-Surface: 0mm (Fix Surface)
- Electronics: DAE4 Sn854; Calibrated: 2020/5/26
- Phantom: HAC Test Arch with AMCC; Type: SD HAC P01 BA;
- Measurement SW: DASY52, Version 52.10 (4); SEMCAD X Version 14.6.14 (7483)


General Scans/z (axial) 4.2mm 50 x 50/ABM Interpolated SNR(x,y,z) (121x121x1):

Interpolated grid: dx=1.000 mm, dy=1.000 mm

ABM1/ABM2 = 28.47 dB

ABM1 comp = -5.94 dBA/m

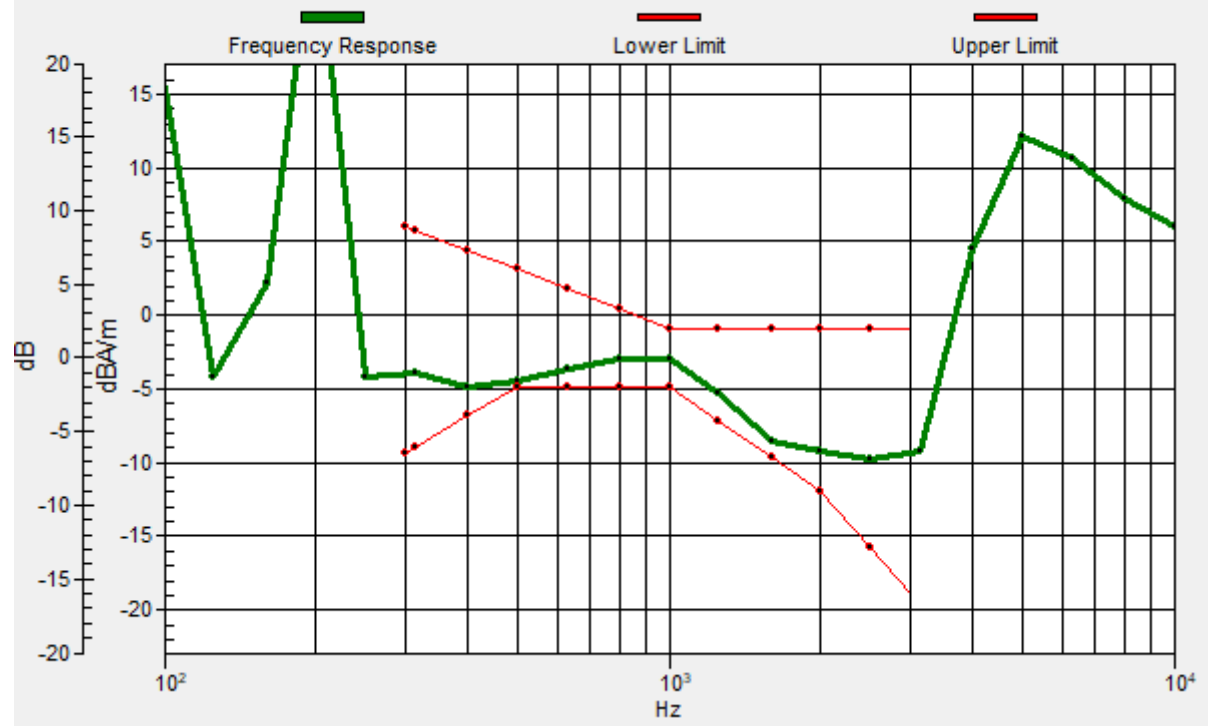
Location: 4, -8.9, 3.7 mm



0 dB = 26.51 = 28.47 dB

General Scans/z (axial) wideband at best S/N/ABM Freq Resp(x,y,z,f)

Loc: 4, -11, 3.7 mm Diff: 0.47dB



#01_HAC_T-Coil_LTE Band 42_20M_QPSK_1_0_Ch43340_Transversal (Y)

Communication System: LTE TDD ; Frequency: 3575 MHz

Medium: Air Medium parameters used: $\sigma = 0$ S/m, $\epsilon_r = 1$; $\rho = 0$ kg/m³

Ambient Temperature : 23.5 °C

DASY5 Configuration

- Probe: AM1DV3 - 3130; ; Calibrated: 2020/11/26
- Sensor-Surface: 0mm (Fix Surface)
- Electronics: DAE4 Sn854; Calibrated: 2020/5/26
- Phantom: HAC Test Arch with AMCC; Type: SD HAC P01 BA;
- Measurement SW: DASY52, Version 52.10 (4); SEMCAD X Version 14.6.14 (7483)


General Scans/y (transversal) 4.2mm 50 x 50/ABM Interpolated SNR(x,y,z) (121x121x1):

Interpolated grid: dx=1.000 mm, dy=1.000 mm

ABM1/ABM2 = 40.94 dB

ABM1 comp = -8.90 dBA/m

Location: 7.1, -0.4, 3.7 mm



0 dB = 111.4 = 40.94 dB

#02_HAC_T-Coil_LTE Band 42_20M_QPSK_1_0_Ch43340_Axial (Z)

Communication System: LTE TDD ; Frequency: 3575 MHz

Medium: Air Medium parameters used: $\sigma = 0$ S/m, $\epsilon_r = 1$; $\rho = 0$ kg/m³

Ambient Temperature : 23.5 °C

DASY5 Configuration

- Probe: AM1DV3 - 3104; ; Calibrated: 2021/3/24
- Sensor-Surface: 0mm (Fix Surface)
- Electronics: DAE4 Sn699; Calibrated: 2021/2/16
- Phantom: HAC Test Arch with AMCC; Type: SD HAC P01 BA;
- Measurement SW: DASY52, Version 52.10 (4); SEMCAD X Version 14.6.14 (7483)


General Scans/z (axial) 4.2mm 50 x 50/ABM Interpolated SNR(x,y,z) (121x121x1):

Interpolated grid: dx=1.000 mm, dy=1.000 mm

ABM1/ABM2 = 26.51 dB

ABM1 comp = -3.35 dBA/m

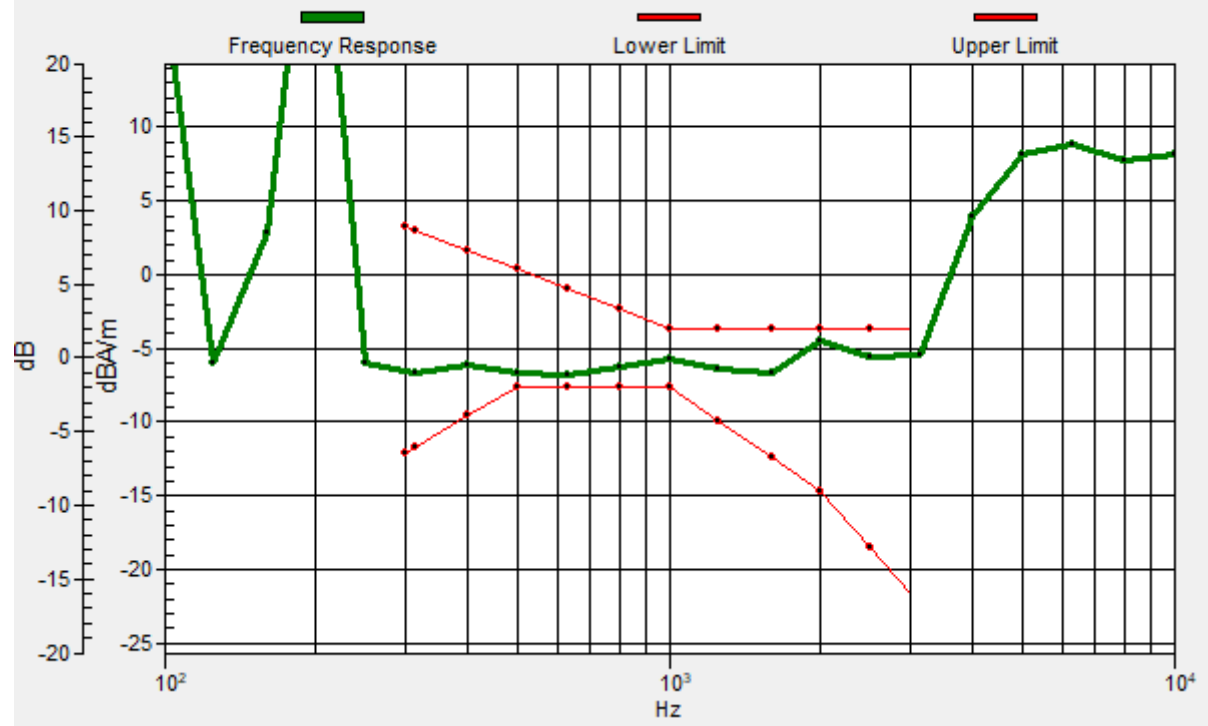
Location: 3.3, -9.6, 3.7 mm



0 dB = 21.16 = 26.51 dB

General Scans/z (axial) wideband at best S/N/ABM Freq Resp(x,y,z,f)

Loc: 4, -11, 3.7 mm Diff: 0.87dB



#02_HAC_T-Coil_LTE Band 42_20M_QPSK_1_0_Ch43340_Transversal (Y)

Communication System: LTE TDD ; Frequency: 3575 MHz

Medium: Air Medium parameters used: $\sigma = 0$ S/m, $\epsilon_r = 1$; $\rho = 0$ kg/m³

Ambient Temperature : 23.5 °C

DASY5 Configuration

- Probe: AM1DV3 - 3104; ; Calibrated: 2021/3/24
- Sensor-Surface: 0mm (Fix Surface)
- Electronics: DAE4 Sn699; Calibrated: 2021/2/16
- Phantom: HAC Test Arch with AMCC; Type: SD HAC P01 BA;
- Measurement SW: DASY52, Version 52.10 (4); SEMCAD X Version 14.6.14 (7483)


General Scans/y (transversal) 4.2mm 50 x 50 2/ABM Interpolated SNR(x,y,z) (121x121x1):

Interpolated grid: dx=1.000 mm, dy=1.000 mm

ABM1/ABM2 = 20.14 dB

ABM1 comp = -17.29 dBA/m

Location: -5, -3.8, 3.7 mm



0 dB = 10.16 = 20.14 dB