

Meet Your MOTO G50 5G

Put in the cards & power on

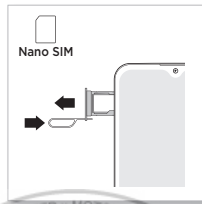
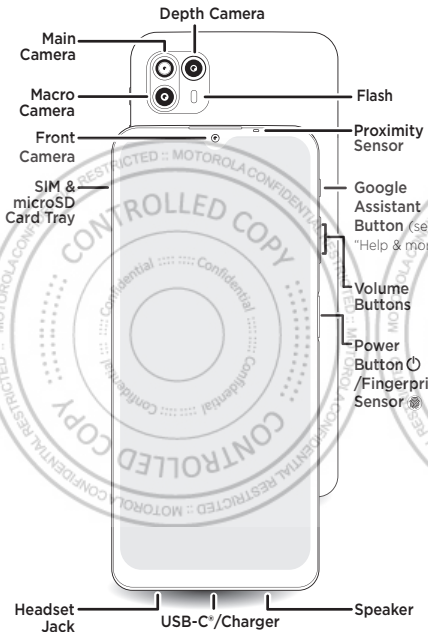
Help & more

www.motorola.com/sar

Copyright & trademarks. MOTOROLA, the stylized M logo, MOTO, and the MOTO family of marks are trademarks or registered trademarks of Motorola Trademark Holdings, LLC. Google, Android, Google Play and other related marks and logos are trademarks of Google LLC. microSD Logo is a trademark of SD-3C, LLC. USB Type-C* and USB-C* are registered trademarks of USB Implementers Forum. All other product or service names are the property of their respective owners.

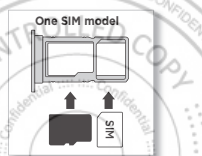
© 2021 Motorola Mobility LLC. All rights reserved.

Product ID: **moto g50 5G** (Model XT2149-1)



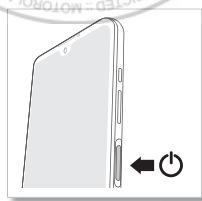
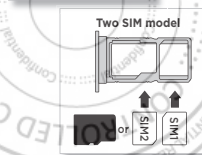
1 Insert the SIM tool into the tray hole to pop out the tray.

Make sure you use the correct size SIM card and don't cut the SIM card.



2 Insert the SIM card(s) with the gold contacts down, then gently push the tray into the slot.

Add a microSD card for additional storage.*



3 Press and hold the Power button, then follow the prompts to get started.

Get answers, updates, and info:

- **Help is here:** From the home screen, swipe up and tap **Settings > Help** to learn how to use your phone and get support.
- **Get more:** Get software, user guides, and more at www.motorola.com/mymotog.
- **Get apps:** Tap **Play Store** to browse and download apps.
- **Connect with 5G:** 5G service plan and 5G network coverage required; available only in select areas; device not compatible with all 5G networks. Contact your service provider for details.
- **Google Assistant:** This feature may not be available in all languages.

Legal information. This guide provides important legal, safety, and regulatory information that you should read before using your product. For the complete legal information, from the home screen swipe up and tap **Settings > Q**, then type **Legal information**, or visit www.motorola.com/device-legal.

Water repellent. Your phone is not waterproof. For more about your phone's water-repellent design and care, swipe up and tap **Settings > Help**.

Battery safety. To prevent possible burning and injury, the battery in your phone should only be removed by a Motorola-approved service center or similar skilled personnel.

If your phone becomes unresponsive, press and hold the Power button until the screen goes dark and your phone restarts. Charge your phone using a compatible Motorola charger. Use of other chargers is not recommended. Don't charge your phone in temperatures below -20°C (-4°F) or above 45°C (113°F). For more, see the "Legal information" section of this guide, or visit www.motorola.com/device-legal.

Warning about high volume usage. To prevent possible hearing damage, do not listen at high volume levels for long periods. When your headset volume reaches the high volume threshold, a warning shows. Tap **OK** to dismiss it, or wait one to five seconds, then press the Volume Up button to dismiss the alert and enable the volume to continue to be adjusted.

Disposal & recycling. For help recycling products and packaging responsibly, visit www.motorola.com/recycling.

Extreme heat or cold. Don't use your phone in temperatures below -20°C (-4°F) or above 45°C (113°F). Don't store/transport your phone in temperatures below -20°C (-4°F) or above 60°C (140°F).

Legal disclaimers. Features, services and applications are network dependent and may not be available in all areas; additional terms/charges may apply. Product specifications and other information contained in this guide are believed to be accurate at the time of printing. Motorola reserves the right to correct or change any information without notice.

Arbitration. Your purchase is governed by a binding arbitration clause. For more information and how to opt-out, see the legal guide that came with your phone.

SAR information (on e-label). To view specific absorption rate (SAR) values for this phone, from the home screen swipe up and tap **Settings > Q**, then type **Regulatory labels**, from your phone's dialpad, type ***#07#**, or visit



*microSD card is optional, sold separately.



motorola.com



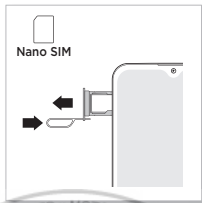
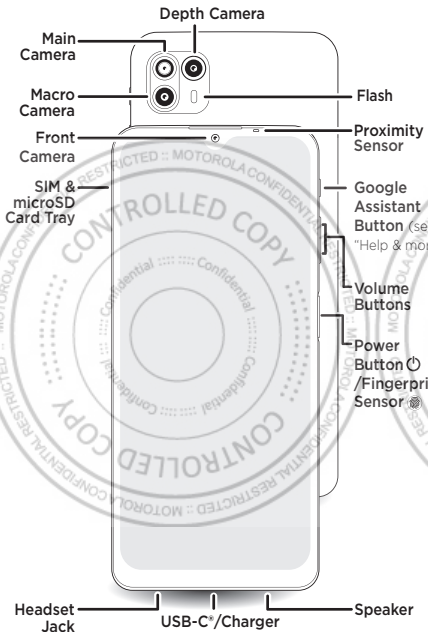
XXXXXXXXXX-A



Printed in China

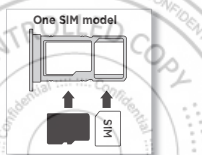
Meet Your MOTO G50 5G

Put in the cards & power on



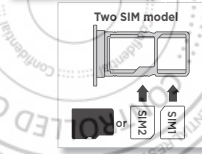
1 Insert the SIM tool into the tray hole to pop out the tray.

Make sure you use the correct size SIM card and don't cut the SIM card.

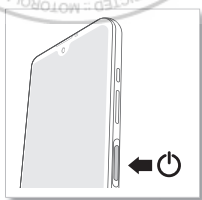


2 Insert the SIM card(s) with the gold contacts down, then gently push the tray into the slot.

Add a microSD card for additional storage.*



3 Press and hold the Power button, then follow the prompts to get started.



Help & more

Get answers, updates, and info:

- **Help is here:** From the home screen, swipe up and tap **Settings > Help** to learn how to use your phone and get support.
- **Get more:** Get software, user guides, and more at www.motorola.com/mymotog.
- **Get apps:** Tap **Play Store** to browse and download apps.
- **Connect with 5G:** 5G service plan and 5G network coverage required; available only in select areas; device not compatible with all 5G networks. Contact your service provider for details.
- **Google Assistant:** This feature may not be available in all languages.

Legal information. This guide provides important legal, safety, and regulatory information that you should read before using your product. For the complete legal information, from the home screen swipe up and tap **Settings > ?**, then type **Legal Information**, or visit www.motorola.com/device-legal.

Water repellent. Your phone is not waterproof. For more about your phone's water-repellent design and care, swipe up and tap **Settings > Help**.

Battery safety. To prevent possible burning and injury, the battery in your phone should only be removed by a Motorola-approved service center or similar skilled personnel.

If your phone becomes unresponsive, press and hold the Power button until the screen goes dark and your phone restarts. Charge your phone using a compatible Motorola charger. Use of other chargers is not recommended. Don't charge your phone in temperatures below -20°C (-4°F) or above 45°C (113°F). For more, see the "Legal information" section of this guide, or visit www.motorola.com/device-legal.

Warning about high volume usage. To prevent possible hearing damage, do not listen at high volume levels for long periods. When your headset volume reaches the high volume threshold, a warning shows. Tap **OK** to dismiss it, or wait one to five seconds, then press the Volume up button to dismiss the alert and enable the volume to continue to be adjusted.

Disposal & recycling. For help recycling products and packaging responsibly, visit www.motorola.com/recycling.

Extreme heat or cold. Don't use your phone in temperatures below -20°C (-4°F) or above 45°C (113°F). Don't store/transport your phone in temperatures below -20°C (-4°F) or above 60°C (140°F).

Legal disclaimers. Features, services and applications are network dependent and may not be available in all areas; additional terms/charges may apply. Product specifications and other information contained in this guide are believed to be accurate at the time of printing. Motorola reserves the right to correct or change any information without notice.

Arbitration. Your purchase is governed by a binding arbitration clause. For more information and how to opt-out, see the legal guide that came with your phone.

SAR information (on e-label). To view specific absorption rate (SAR) values for this phone, from the home screen swipe up and tap **Settings > ?**, then type **Regulatory labels**, from your phone's dialpad, type **#07#**, or visit

www.motorola.com/sar.

NCC statements.

- **SAR.** SAR limit 2.0W/Kg; after testing value: ____W/Kg.
- **LTE bands.** This product supports LTE frequency bands: B1/B2/B3/B4/B5/B7/B8/B12/B13/B17/B18/B19/B20/B26/B28/B38/B40/B41/B42/B43/B66.
- **5G NR bands.** This product supports 5G NR frequency bands: n1/n3/n5/n7/n8/n20/n28/n38/n40/n41/n77/n78/n66.
- **Radio frequency.** Wireless information transmission equipment must avoid affecting the operation of nearby radar systems. For reducing RF influence, use properly. For instructions on proper use, refer to your quick start guide.
- **Battery.** If the battery is incorrectly replaced, there is danger of an explosion. For proper battery care, refer to your start guide.
- **Vision.** Excessive use of your phone may harm your vision. Take a 10-minute break after 30 minutes of continuous use.
- **Children.** Children under two years old should not look at the screen. Over two years old, do not look at the screen more than one hour a day.
- **Radio frequency motors.** Certified low power radio frequency motor, unlicensed, company, firm or user shall not alter the frequency, increase the power or change the characteristics of the original design and function. Using low-power radio-frequency motors shall not affect flight safety and interfere with legal communications; when there is interference by the discovery should be immediately suspended, and to improve without interfering may continue to be used. Legal communications in the preceding paragraph, refers to radio communication in accordance with the provisions of the Telecommunications Act of operation. Low-power radio communication interference motor must endure radiation and Electronic Equipment legal or industrial, scientific and medical radio.
- **Battery recycle.**



廢電池請回收

- **Importer.** Lenovo Technology BV, Taiwan Branch 16F, No. 128, Lequn 3rd Rd., Zhongshan Dist., Taipei City 104, Taiwan +886-2-2176-5199.
- **Storage (w/SDcard).** Built-in main memory capacity: 128 GB; minimum main memory available to users: 108 GB; expandable memory card support: 512 GB or less.
- **PWS reception.** When SIM1 and SIM2 cards are in use, only 4G function will display the PWS reception function normally.

Note: 2G mobile phone service ceased in June 2017. Your device does not support 2G networks in Taiwan.

Copyright & trademarks. MOTOROLA, the stylized M logo, MOTO, and the MOTO family of marks are trademarks or registered trademarks of Motorola Trademark Holdings, LLC. Google, Android, Google Play and other related marks and logos are trademarks of Google LLC. microSD Logo is a trademark of SD-3C, LLC. USB Type-C* and USB-C* are registered trademarks of USB Implementers Forum. All other product or service names are the property of their respective owners.

© 2021 Motorola Mobility LLC. All rights reserved.

Product ID: **moto g50 5G** (Model XT2149-1)

*microSD card is optional, sold separately.

