



edge <sup>20</sup>  
LITE



read me

en-US | pt-BR | en-US | es-US | pt-BR  
en-US | en-US | en-US | en-US | en-US | en-US



motorola

# Motorola edge20 Lite


English.....3

Language.....8



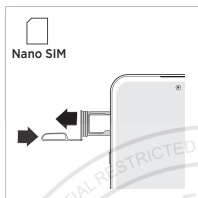
# Let's get started

Before using your phone, please read the legal, safety, and regulatory information provided with your product.



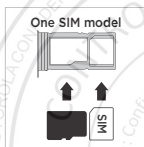
**Note:** Google Assistant may not be available in all languages.

## Put in the cards & power on



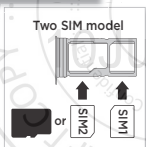
- 1 Insert the SIM tool into the tray hole to pop out the tray.

Make sure you use the correct size SIM card and don't cut the SIM card.

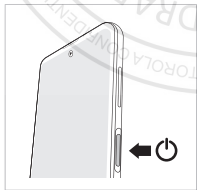


- 2 Insert the SIM card(s) with the gold contacts down, then gently push the tray into the slot.

Add a microSD card for additional storage.\*



- 3 Press and hold the Power button, then follow the prompts to get started.



\*microSD card is optional, sold separately.



# ready for

Your phone works with **Ready For**, a new platform that extends your phone's experience to a computer (PC).

To learn more, scan the QR code.



## Connect and use Ready For

Your PC will need:

- Microsoft® Windows® 10
- **Ready For Assistant** application

Download the application at  
[www.motorola.com/ready-for](http://www.motorola.com/ready-for).


Connect Ready For:

- 1** Connect your phone and PC to the same Wi-Fi network.  
Or, connect your phone to PC by the USB-C cable included in the box.
- 2** On your phone, swipe the status bar or lock screen down, and tap **Ready For**. Then, follow the steps.

# Help & more

Get answers, updates, and info:

- **Help is here:** From the home screen, swipe up and tap **Settings** > **Help** to learn how to use your phone and get support.
- **Get more:** Get software, user guides, and more at [www.motorola.com/mymotoedge](http://www.motorola.com/mymotoedge).
- **Get apps:** Tap **Play Store** to browse and download apps.
- **Connect with 5G:** 5G service plan and 5G network coverage required; available only in select areas; device not compatible with all 5G networks. Contact your service provider for details.

**Legal information.** This guide provides important legal, safety, and regulatory information that you should read before using your product. For the complete legal information, from the home screen swipe up and tap **Settings** > , then type **Legal information**, or visit [www.motorola.com/device-legal](http://www.motorola.com/device-legal).

**Water repellent.** Your phone is not waterproof. For more about your phone's water-repellent design and care, swipe up and tap **Settings** > **Help**.

**Battery safety.** To prevent possible burning and injury, the battery in your phone should only be removed by a Motorola-approved service center or similar skilled personnel.

If your phone becomes unresponsive, press and hold the Power button until the screen goes dark and your phone restarts.

Charge your phone using a compatible Motorola charger. Use of other chargers is not recommended. Don't charge your phone in temperatures below -20°C (-4°F) or above 45°C (113°F). For more, see the "Legal information" section of this guide, or visit [www.motorola.com/device-legal](http://www.motorola.com/device-legal).

**Warning about high volume usage.** To prevent possible hearing damage, do not listen at high volume levels for long periods. When your headset volume reaches the high volume threshold, a warning shows. Tap **OK** to dismiss it, or wait one to five seconds, then press the Volume Up button to dismiss the alert and enable the volume to continue to be adjusted.



**Disposal & recycling.** For help recycling products and packaging responsibly, visit [www.motorola.com/recycling](http://www.motorola.com/recycling).



**Extreme heat or cold.** Don't use your phone in temperatures below -20°C (-4°F) or above 45°C (113°F). Don't store/transport your phone in temperatures below -20°C (-4°F) or above 60°C (140°F).

**Legal disclaimers.** Features, services and applications are network dependent and may not be available in all areas; additional terms/charges may apply. Product specifications and other information contained in this guide are believed to be accurate at the time of printing. Motorola reserves the right to correct or change any information without notice.

**Arbitration.** Your purchase is governed by a binding arbitration clause. For more information and how to opt-out, see the legal guide

that came with your phone.

**SAR information (on e-label).** To view specific absorption rate (SAR) values for this phone, from the home screen swipe up and tap **Settings** > , then type **Regulatory labels**, from your phone's dialpad, type **\*#07#**, or visit [www.motorola.com/sar](http://www.motorola.com/sar).

**Copyright & trademarks.** MOTOROLA, the stylized M logo, MOTO, and the MOTO family of marks are trademarks or registered trademarks of Motorola Trademark Holdings, LLC. Google, Android, Google Play and other related marks and logos are trademarks of Google LLC. microSD Logo is a trademark of SD-3C, LLC. USB Type-C® and USB-C® are registered trademarks of USB Implementers Forum. All other product or service names are the property of their respective owners.

© 2021 Motorola Mobility LLC. All rights reserved.

Product ID: **Motorola edge20 Lite** (Model XT2139-1)

Manual Number: XXXXXXXX-A



[motorola.com/motocare](http://motorola.com/motocare)

Con **moto** care extiende tu garantía hasta tres años y benefíciate de ventajas como la protección contra daños accidentales.

Com **moto** care, você pode estender sua garantia por mais 3 anos e ganhar benefícios adicionais, incluindo proteção contra acidentes.

Met **moto** care verlengt u uw garantiedekking tot drie jaar en profiteert u van functies zoals bescherming tegen onopzettelijke schade.

Med **moto** care kan du utöka din garantitäckning upp till tre år och dra fördel av funktioner som oavsiktligt skador.

Med **moto** care kan du udvide din garantidækning op til tre år og drage fordel af funktioner så som beskyttelse mod utilsigtet skade.

Med **moto** care kan du utvide garantidekningen med opptil tre år, og dra nytte av fordeler som beskyttelse mot utilsiktede skader.

**moto** caren avulla pidennät takuuaikaa jopa kolmeen vuoteen. Hyödynnä tuotetta myös vahingon sattuessa.





# moto care

Protect your phone with  
**moto** care. Visit:

[motorola.com/motocare](http://motorola.com/motocare)



With **moto** care, extend your warranty coverage up to three years, and take advantage of features like accidental damage protection.

Avec **moto** care, prolongez votre garantie jusqu'à trois ans et bénéficiez de services uniques comme la protection contre les dommages accidentels.

Verlängere mit **moto** care deine Garantie auf bis zu drei Jahre und profitiere beispielsweise vom Schutz vor versehentlichen Beschädigungen.

Grazie a **moto** care potrai estendere la garanzia fino a tre anni, includendo anche i danni accidentali.

[motorola.com](http://motorola.com)

