



Appendix D. SAR Test Setup Photos

Sample 1



Right Cheek



Right Tilted



Left Cheek



Left Tilted



Front, Test Separation 5 mm

Back, Test Separation 5 mm



Left Side, Test Separation 5 mm

Right Side, Test Separation 5 mm



Top Side, Test Separation 5 mm

Bottom Side, Test Separation 5 mm



Back with Headset, Test Separation 5 mm





Front, Test Separation 0 mm

Back, Test Separation 0 mm



Left Side, Test Separation 0 mm

Right Side, Test Separation 0 mm



Top Side, Test Separation 0 mm

Bottom Side, Test Separation 0 mm



Back, Test Separation 11 mm

Bottom Side, Test Separation 9 mm



Back, Test Separation 6 mm

Top Side, Test Separation 8 mm




Back, Test Separation 9 mm

Left Side, Test Separation 3 mm




Front, Test Separation 12 mm

Back, Test Separation 18 mm



Sample 2



Left Cheek



Left Side, Test Separation 5 mm



Top Side, Test Separation 5 mm



Bottom Side, Test Separation 5 mm



Back Side, Test Separation 5 mm



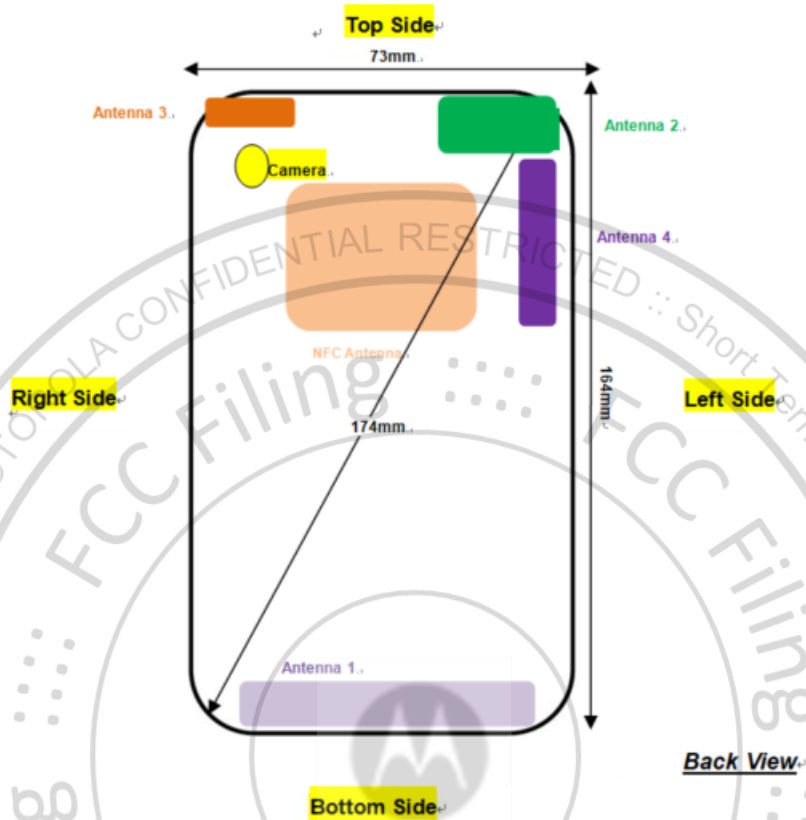
Back, Test Separation 0 mm

Top Side, Test Separation 0 mm



Left Side, Test Separation 3 mm

Antenna Location



Distance of the Antenna to the EUT surface/edge

| Antennas | Back | Front | Top Side | Bottom Side | Right Side | Left Side |
|-----------|--------|--------|----------|-------------|------------|-----------|
| Antenna 1 | ≤ 25mm | ≤ 25mm | >25mm | ≤ 25mm | ≤ 25mm | ≤ 25mm |
| Antenna 2 | ≤ 25mm | ≤ 25mm | ≤ 25mm | >25mm | >25mm | ≤ 25mm |
| Antenna 3 | ≤ 25mm | ≤ 25mm | ≤ 25mm | >25mm | ≤ 25mm | >25mm |
| Antenna 4 | ≤ 25mm | ≤ 25mm | ≤ 25mm | >25mm | >25mm | ≤ 25mm |

Positions for SAR tests; Hotspot mode

| Antennas | Back | Front | Top Side | Bottom Side | Right Side | Left Side |
|-----------|------|-------|----------|-------------|------------|-----------|
| Antenna 1 | Yes | Yes | No | Yes | Yes | Yes |
| Antenna 2 | Yes | Yes | Yes | No | No | Yes |
| Antenna 3 | Yes | Yes | Yes | No | Yes | No |
| Antenna 4 | Yes | Yes | Yes | No | No | Yes |

Note:

- Referring to KDB 941225 D06 v02r01, when the overall device length and width are $\geq 9\text{cm} \times 5\text{cm}$, the test distance is 10 mm. SAR must be measured for all sides and surfaces with a transmitting antenna located within 25mm from that surface or edge.



| FCC BANDS | ANT |
|---|---------|
| GSM850 | Ant 1 |
| GSM1900 | Ant 1 |
| WCDMA II | Ant 1 |
| WCDMA IV | Ant 1 |
| WCDMA V | Ant 1 |
| LTE Band 2 | Ant 1 |
| LTE Band 66(&4) | Ant 1 |
| LTE Band 26(&5) | Ant 1 |
| LTE Band 7 | Ant 1/2 |
| LTE Band 12(&17) | Ant 1 |
| LTE Band 13 | Ant 1 |
| LTE Band 41 (38) (2535MHz~2655MHz) | Ant 1/2 |
| N5 | Ant 2 |
| N7 | Ant 2 |
| N77/78 PC3 | Ant 4 |
| Wifi 2.4GHz | Ant 3 |
| Wifi 5G GHz | Ant 3 |
| BT | Ant3 |

Note : LTE band 7and LTE band 38/41 located WWAN Ant2 only worked when EN-DC mode active, LTE band 7and LTE band 38/41 can't transmit standalone.