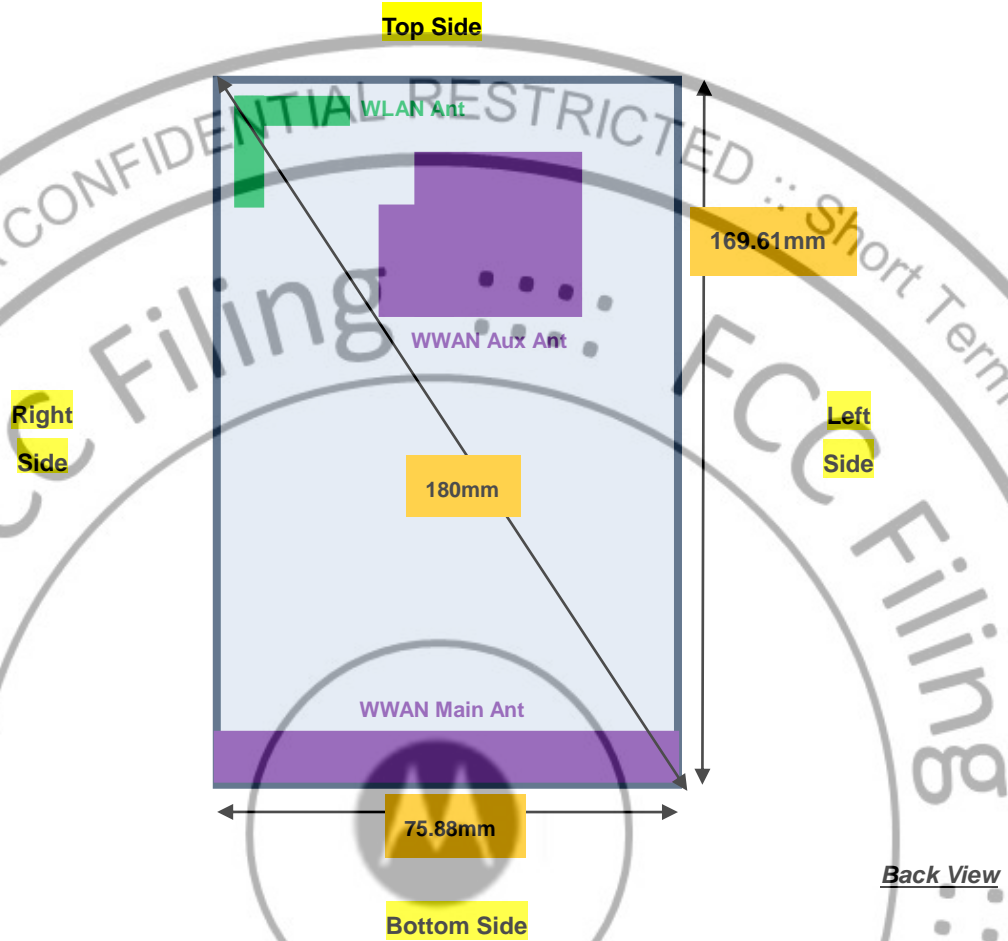


Appendix D. Antenna Location




Distance of the Antenna to the EUT surface/edge						
Antennas	Back	Front	Top Side	Bottom Side	Right Side	Left Side
WWAN Main	≤ 25mm	≤ 25mm	>25mm	≤ 25mm	≤ 25mm	≤ 25mm
BT&WLAN	≤ 25mm	≤ 25mm	≤ 25mm	>25mm	≤ 25mm	>25mm

Positions for SAR tests; Hotspot mode						
Antennas	Back	Front	Top Side	Bottom Side	Right Side	Left Side
WWAN Main	Yes	Yes	No	Yes	Yes	Yes
BT&WLAN	Yes	Yes	Yes	No	Yes	No

General Note:

- Referring to KDB 941225 D06 v02r01, when the overall device length and width are < 9cm*5cm, the test distance is 5 mm. SAR must be measured for all sides and surfaces.

Appendix D. SAR Test Setup Photos



Right Cheek

Right Tilted

Left Cheek

Left Tilted



Front, Test Separation 0 mm



Front, Test Separation 5 mm



Front, Test Separation 13 mm



Front, Test Separation 7 mm



Front, Test Separation 6 mm



Back, Test Separation 0 mm



Back, Test Separation 5 mm



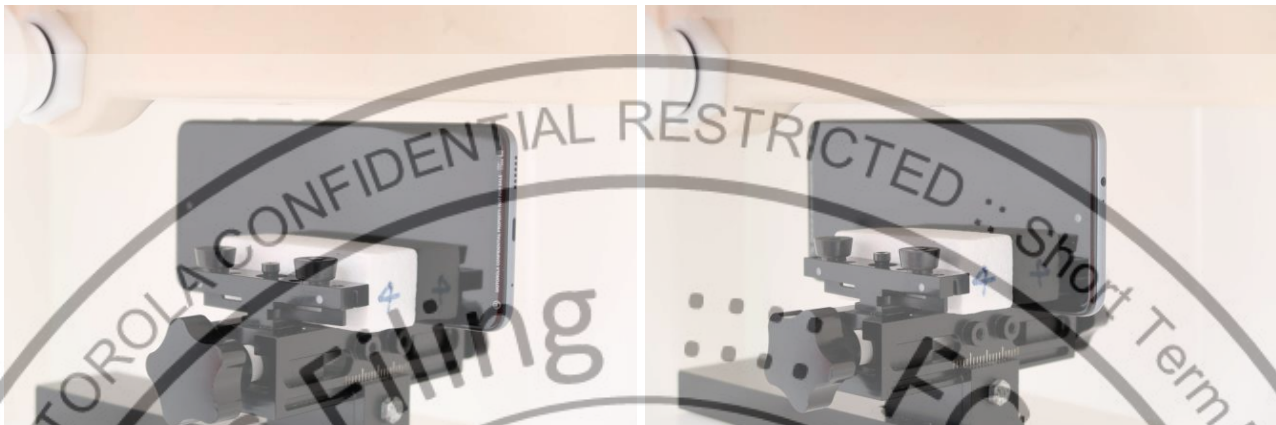
Back, Test Separation 24 mm



Back, Test Separation 19 mm




Back, Test Separation 17 mm



Right Side, Test Separation 5 mm

Left Side, Test Separation 5 mm




Top Side, Test Separation 5 mm

Bottom Side, Test Separation 5 mm



Right Side, Test Separation 0 mm

Left Side, Test Separation 0 mm



Top Side, Test Separation 0 mm

Bottom Side, Test Separation 0 mm



Bottom Side, Test Separation 15 mm

Bottom Side, Test Separation 14 mm