

## HAC\_E\_Dipole\_835

### DUT: HAC-Dipole 835 MHz

Communication System: UID 0, CW; Frequency: 835 MHz; Duty Cycle: 1:1

Medium: Air Medium parameters used:  $\sigma = 0$  S/m,  $\epsilon_r = 1$ ;  $\rho = 0$  kg/m<sup>3</sup>

Ambient Temperature : 23.4 °C

#### DASY5 Configuration:

- Probe: EF3DV3 - SN4053; ConvF(1, 1, 1); Calibrated: 2022/7/27
- Sensor-Surface: (Fix Surface)
- Electronics: DAE4 Sn1664; Calibrated: 2022/5/30
- Phantom: HAC Test Arch with AMCC; Type: SD HAC P01 BA;
- Measurement SW: DASY52, Version 52.10 (3); SEMCAD X Version 14.6.13 (7474)

### E Scan - measurement distance from the probe sensor center to CD835 = 15mm/Hearing Aid Compatibility Test at 15mm distance (41x361x1): Interpolated grid:

dx=0.5000 mm, dy=0.5000 mm

Device Reference Point: 0, 0, -6.3 mm

Reference Value = 125.7 V/m; Power Drift = 0.11 dB

PMR not calibrated. PMF = 1.000 is applied.

E-field emissions = 118.7 V/m

Average value of Total=(118.7+112.1)/2=115.4 V/m

#### PMF scaled E-field

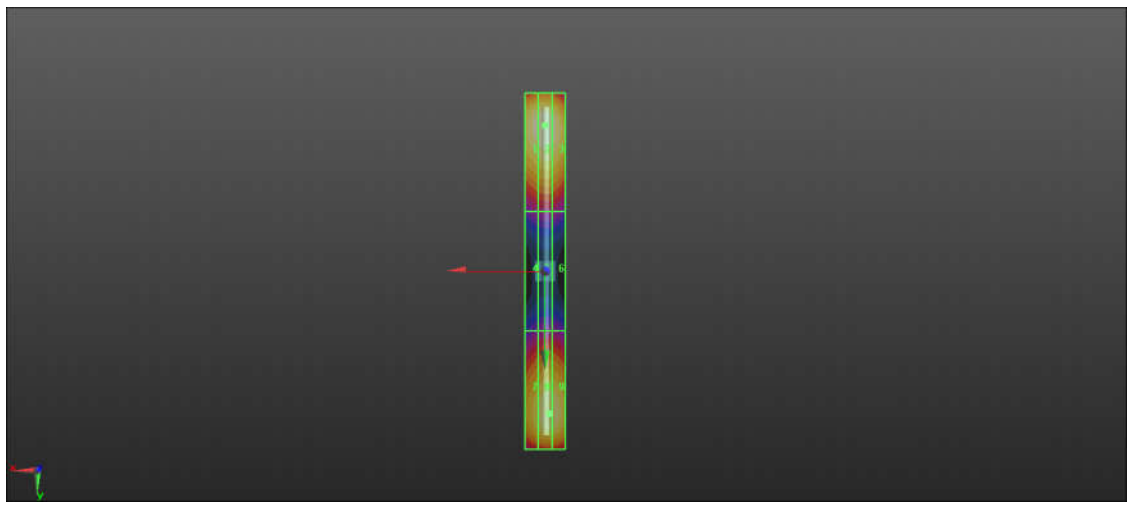
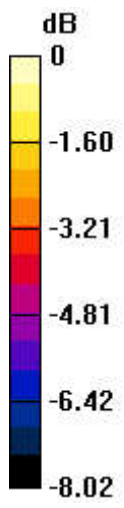
|                                      |                                      |                                      |
|--------------------------------------|--------------------------------------|--------------------------------------|
| Grid 1 <b>M4</b><br><b>116.2 V/m</b> | Grid 2 <b>M4</b><br><b>118.7 V/m</b> | Grid 3 <b>M4</b><br><b>116.1 V/m</b> |
| Grid 4 <b>M4</b><br><b>69.16 V/m</b> | Grid 5 <b>M4</b><br><b>70.36 V/m</b> | Grid 6 <b>M4</b><br><b>69.85 V/m</b> |
| Grid 7 <b>M4</b><br><b>106.2 V/m</b> | Grid 8 <b>M4</b><br><b>112.1 V/m</b> | Grid 9 <b>M4</b><br><b>111.6 V/m</b> |

#### Cursor:

Total = 118.7 V/m

E Category: M4

Location: 0, -73.5, 8.7 mm



0 dB = 118.7 V/m = 41.47 dBV/m

## HAC\_E\_Dipole\_1880

### DUT: HAC Dipole 1880 MHz

Communication System: UID 0, CW; Frequency: 1880 MHz; Duty Cycle: 1:1

Medium: Air Medium parameters used:  $\sigma = 0$  S/m,  $\epsilon_r = 1$ ;  $\rho = 0$  kg/m<sup>3</sup>

Ambient Temperature : 23.4 °C

#### DASY5 Configuration:

- Probe: EF3DV3 - SN4053; ConvF(1, 1, 1); Calibrated: 2022/7/27
- Sensor-Surface: (Fix Surface)
- Electronics: DAE4 Sn1664; Calibrated: 2022/5/30
- Phantom: HAC Test Arch with AMCC; Type: SD HAC P01 BA;
- Measurement SW: DASY52, Version 52.10 (3); SEMCAD X Version 14.6.13 (7474)

### E Scan - measurement distance from the probe sensor center to CD1880 = 15mm/Hearing Aid Compatibility Test at 15mm distance (41x181x1): Interpolated grid:

dx=0.5000 mm, dy=0.5000 mm

Device Reference Point: 0, 0, -6.3 mm

Reference Value = 143.3 V/m; Power Drift = 0.04 dB

PMR not calibrated. PMF = 1.000 is applied.

E-field emissions = 97.31 V/m

Average value of Total=(97.31+92.03)/2=94.67 V/m

#### PMF scaled E-field

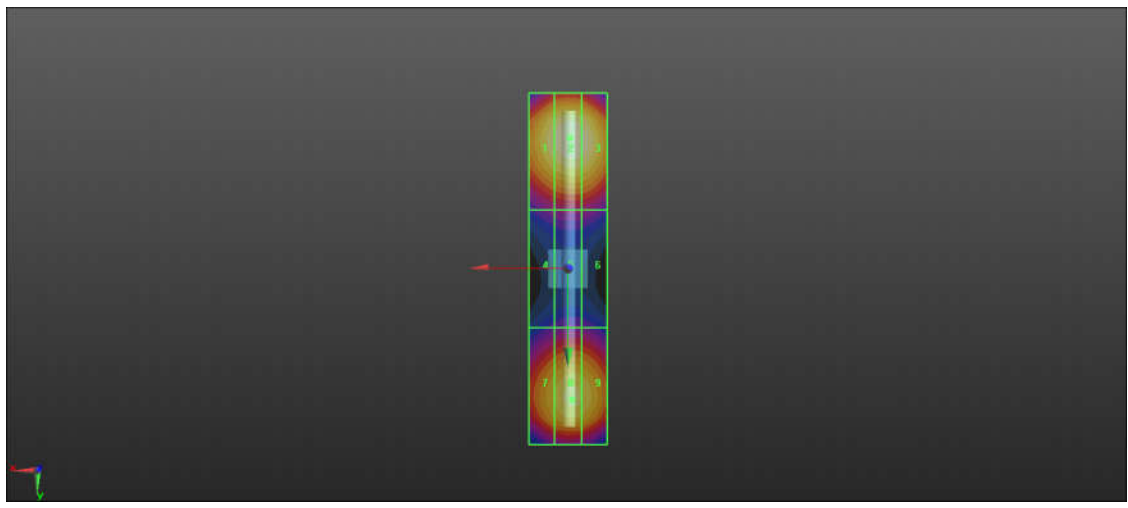
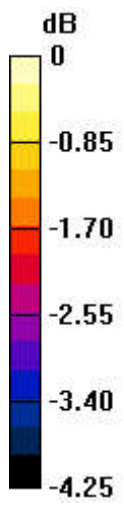
|                                      |                                      |                                      |
|--------------------------------------|--------------------------------------|--------------------------------------|
| <b>Grid 1 M3</b><br><b>94.63 V/m</b> | <b>Grid 2 M3</b><br><b>97.31 V/m</b> | <b>Grid 3 M3</b><br><b>96.62 V/m</b> |
| <b>Grid 4 M3</b><br><b>72.91 V/m</b> | <b>Grid 5 M3</b><br><b>74.06 V/m</b> | <b>Grid 6 M3</b><br><b>73.75 V/m</b> |
| <b>Grid 7 M3</b><br><b>89.17 V/m</b> | <b>Grid 8 M3</b><br><b>92.03 V/m</b> | <b>Grid 9 M3</b><br><b>91.67 V/m</b> |

#### Cursor:

Total = 97.31 V/m

E Category: M3

Location: -0.5, -33.5, 8.7 mm



0 dB = 97.31 V/m = 39.75 dBV/m

## HAC\_E\_Dipole\_2450

### DUT: HAC-Dipole 2450 MHz

Communication System: UID 0, CW; Frequency: 2450 MHz; Duty Cycle: 1:1

Medium: Air Medium parameters used:  $\sigma = 0$  S/m,  $\epsilon_r = 1$ ;  $\rho = 0$  kg/m<sup>3</sup>

Ambient Temperature : 23.4 °C

#### DASY5 Configuration:

- Probe: EF3DV3 - SN4053; ConvF(1, 1, 1); Calibrated: 2022/7/27
- Sensor-Surface: (Fix Surface)
- Electronics: DAE4 Sn1664; Calibrated: 2022/5/30
- Phantom: HAC Test Arch with AMCC; Type: SD HAC P01 BA;
- Measurement SW: DASY52, Version 52.10 (3); SEMCAD X Version 14.6.13 (7474)

### E Scan - measurement distance from the probe sensor center to CD2450 = 15mm/Hearing Aid Compatibility Test at 15mm distance (41x181x1): Interpolated grid:

dx=0.5000 mm, dy=0.5000 mm

Device Reference Point: 0, 0, -6.3 mm

Reference Value = 73.41 V/m; Power Drift = -0.05 dB

PMR not calibrated. PMF = 1.000 is applied.

E-field emissions = 91.37 V/m

Average value of Total=(91.37+88.15)/2=89.76 V/m

#### PMF scaled E-field

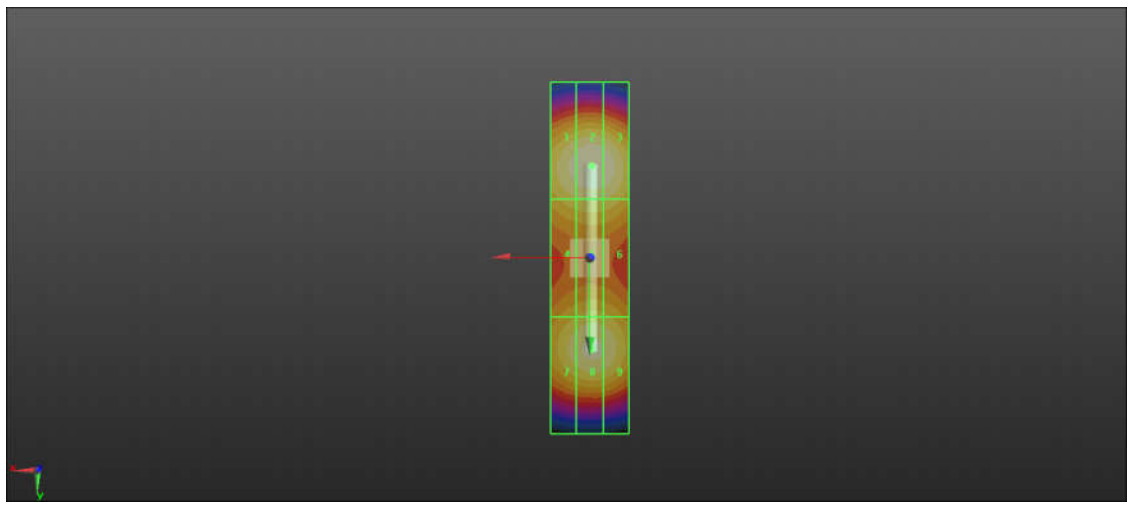
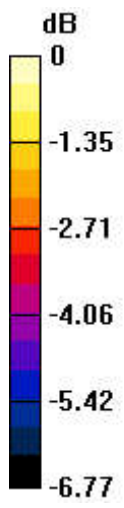
|                                      |                                      |                                      |
|--------------------------------------|--------------------------------------|--------------------------------------|
| <b>Grid 1 M3</b><br><b>89.47 V/m</b> | <b>Grid 2 M3</b><br><b>91.37 V/m</b> | <b>Grid 3 M3</b><br><b>90.94 V/m</b> |
| <b>Grid 4 M3</b><br><b>82.38 V/m</b> | <b>Grid 5 M3</b><br><b>83.73 V/m</b> | <b>Grid 6 M3</b><br><b>83.18 V/m</b> |
| <b>Grid 7 M3</b><br><b>85.66 V/m</b> | <b>Grid 8 M3</b><br><b>88.15 V/m</b> | <b>Grid 9 M3</b><br><b>87.31 V/m</b> |

#### Cursor:

Total = 91.37 V/m

E Category: M3

Location: -0.5, -23.5, 8.7 mm



0 dB = 91.37 V/m = 39.31 dBV/m