

1_HAC T-Coil_GSM850_Voice_Ch189_Z

Communication System: UID 0, Generic GSM (0); Frequency: 836.4 MHz; Duty Cycle: 1:8.3

Medium: Air Medium parameters used: $\sigma = 0 \text{ S/m}$, $\epsilon_r = 1$; $\rho = 0 \text{ kg/m}^3$

Ambient Temperature : 23.4 °C

DASY5 Configuration:

- Probe: AM1DV3 - 3106; ; Calibrated: 2021/11/23
- Sensor-Surface: 0mm (Fix Surface)
- Electronics: DAE4 Sn1664; Calibrated: 2022/5/30
- Phantom: HAC Test Arch with AMCC; Type: SD HAC P01 BA;
- Measurement SW: DASY52, Version 52.10 (3); SEMCAD X Version 14.6.13 (7474)


Ch189/z (axial) 4.2mm 50 x 50/ABM Interpolated SNR(x,y,z) (121x121x1):

Interpolated grid: dx=1.000 mm, dy=1.000 mm

ABM1/ABM2 = 20.90 dB

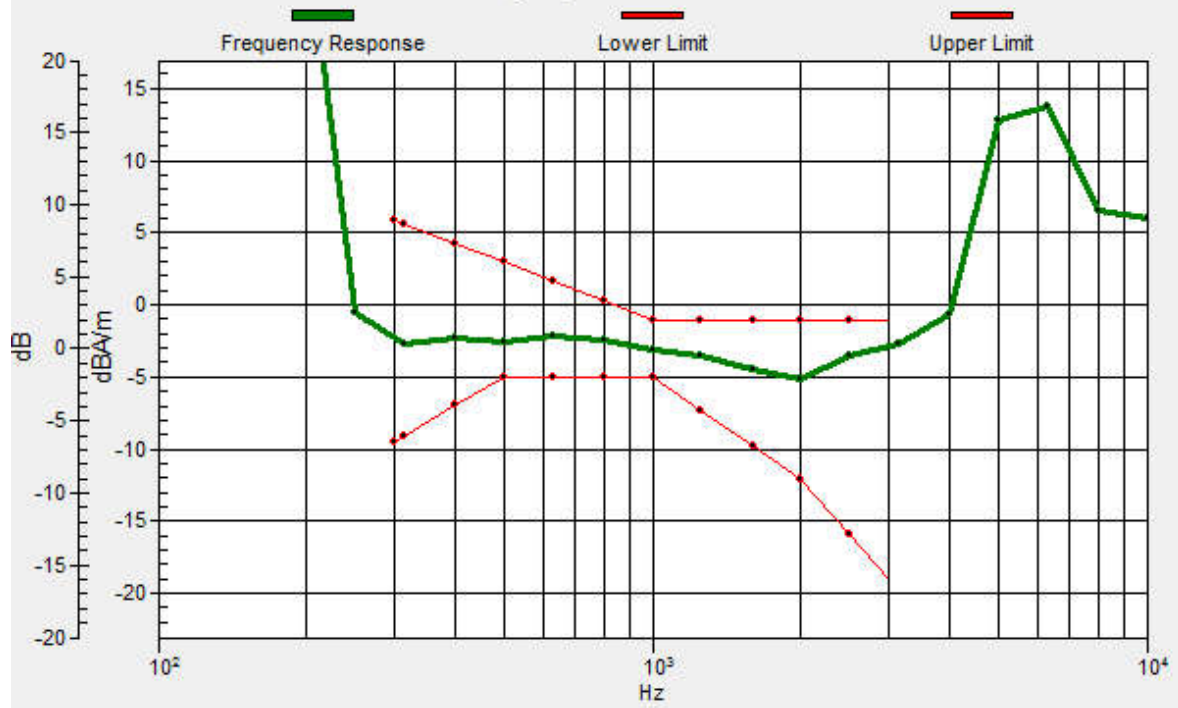
ABM1 comp = -3.22 dBA/m

Location: 2.9, -7.9, 3.7 mm



Ch189/z (axial) wideband at best S/N/ABM Freq Resp(x,y,z,f)

Loc: 2.8, -8.1, 3.7 mm Diff: 1.89dB



1_HAC T-Coil_GSM850_Voice_Ch189_Y

Communication System: UID 0, Generic GSM (0); Frequency: 836.4 MHz; Duty Cycle: 1:8.3
Medium: Air Medium parameters used: $\sigma = 0 \text{ S/m}$, $\epsilon_r = 1$; $\rho = 0 \text{ kg/m}^3$
Ambient Temperature : 23.4 °C

DASY5 Configuration:

- Probe: AM1DV3 - 3106; ; Calibrated: 2021/11/23
- Sensor-Surface: 0mm (Fix Surface)
- Electronics: DAE4 Sn1664; Calibrated: 2022/5/30
- Phantom: HAC Test Arch with AMCC; Type: SD HAC P01 BA;
- Measurement SW: DASY52, Version 52.10 (3); SEMCAD X Version 14.6.13 (7474)


Ch189/y (transversal) 4.2mm 50 x 50/ABM Interpolated SNR(x,y,z) (121x121x1):

Interpolated grid: dx=1.000 mm, dy=1.000 mm

ABM1/ABM2 = 31.51 dB

ABM1 comp = -16.02 dBA/m

Location: -3.7, -18.8, 3.7 mm



0 dB = 37.61 = 31.51 dB

2_HAC T-Coil_GSM1900_Voice_Ch661_Z

Communication System: UID 0, Generic GSM (0); Frequency: 1880 MHz; Duty Cycle: 1:8.3
Medium: Air Medium parameters used: $\sigma = 0 \text{ S/m}$, $\epsilon_r = 1$; $\rho = 0 \text{ kg/m}^3$
Ambient Temperature : 23.4 °C

DASY5 Configuration:

- Probe: AM1DV3 - 3106; ; Calibrated: 2021/11/23
- Sensor-Surface: 0mm (Fix Surface)
- Electronics: DAE4 Sn1664; Calibrated: 2022/5/30
- Phantom: HAC Test Arch with AMCC; Type: SD HAC P01 BA;
- Measurement SW: DASY52, Version 52.10 (3); SEMCAD X Version 14.6.13 (7474)


Ch661/z (axial) 4.2mm 50 x 50/ABM Interpolated SNR(x,y,z) (121x121x1):

Interpolated grid: dx=1.000 mm, dy=1.000 mm

ABM1/ABM2 = 24.89 dB

ABM1 comp = -3.80 dBA/m

Location: 2.1, -6.7, 3.7 mm



0 dB = 17.55 = 24.89 dB

Ch661/z (axial) wideband at best S/N/ABM Freq Resp(x,y,z,f)

Loc: 2.2, -6.5, 3.7 mm Diff: 1.87dB



2_HAC T-Coil_GSM1900_Voice_Ch661_Y

Communication System: UID 0, Generic GSM (0); Frequency: 1880 MHz; Duty Cycle: 1:8.3
Medium: Air Medium parameters used: $\sigma = 0$ S/m, $\epsilon_r = 1$; $\rho = 0$ kg/m³
Ambient Temperature : 23.4 °C

DASY5 Configuration:

- Probe: AM1DV3 - 3106; ; Calibrated: 2021/11/23
- Sensor-Surface: 0mm (Fix Surface)
- Electronics: DAE4 Sn1664; Calibrated: 2022/5/30
- Phantom: HAC Test Arch with AMCC; Type: SD HAC P01 BA;
- Measurement SW: DASY52, Version 52.10 (3); SEMCAD X Version 14.6.13 (7474)

Ch661/y (transversal) 4.2mm 50 x 50/ABM Interpolated SNR(x,y,z) (121x121x1):

Interpolated grid: dx=1.000 mm, dy=1.000 mm

ABM1/ABM2 = 33.35 dB

ABM1 comp = -16.34 dBA/m

Location: -4.2, -17.1, 3.7 mm



3_HAC T-Coil_WCDMA V_Ch4182_Z

Communication System: UID 0, UMTS (0); Frequency: 836.4 MHz; Duty Cycle: 1:1
Medium: Air Medium parameters used: $\sigma = 0$ S/m, $\epsilon_r = 1$; $\rho = 0$ kg/m³
Ambient Temperature : 23.4 °C

DASY5 Configuration:

- Probe: AM1DV3 - 3106; ; Calibrated: 2021/11/23
- Sensor-Surface: 0mm (Fix Surface)
- Electronics: DAE4 Sn1664; Calibrated: 2022/5/30
- Phantom: HAC Test Arch with AMCC; Type: SD HAC P01 BA;
- Measurement SW: DASY52, Version 52.10 (3); SEMCAD X Version 14.6.13 (7474)


Ch4182/z (axial) 4.2mm 50 x 50/ABM Interpolated SNR(x,y,z) (121x121x1):

Interpolated grid: dx=1.000 mm, dy=1.000 mm

ABM1/ABM2 = 43.61 dB

ABM1 comp = -3.13 dBA/m

Location: 4.6, -8.3, 3.7 mm



Ch4182/z (axial) wideband at best S/N/ABM Freq Resp(x,y,z,f)

Loc: 4.5, -8.4, 3.7 mm Diff: 2dB



3_HAC T-Coil_WCDMA V_Ch4182_Y

Communication System: UID 0, UMTS (0); Frequency: 836.4 MHz; Duty Cycle: 1:1

Medium: Air Medium parameters used: $\sigma = 0$ S/m, $\epsilon_r = 1$; $\rho = 0$ kg/m³

Ambient Temperature : 23.4 °C

DASY5 Configuration:

- Probe: AM1DV3 - 3106; ; Calibrated: 2021/11/23
- Sensor-Surface: 0mm (Fix Surface)
- Electronics: DAE4 Sn1664; Calibrated: 2022/5/30
- Phantom: HAC Test Arch with AMCC; Type: SD HAC P01 BA;
- Measurement SW: DASY52, Version 52.10 (3); SEMCAD X Version 14.6.13 (7474)


Ch4182/y (transversal) 4.2mm 50 x 50/ABM Interpolated SNR(x,y,z) (121x121x1):

Interpolated grid: dx=1.000 mm, dy=1.000 mm

ABM1/ABM2 = 39.08 dB

ABM1 comp = -14.16 dBA/m

Location: 2.1, 6.2, 3.7 mm



0 dB = 89.93 = 39.08 dB

4_HAC T-Coil_WCDMA IV_Ch1413_Z

Communication System: UID 0, UMTS (0); Frequency: 1732.6 MHz; Duty Cycle: 1:1
Medium: Air Medium parameters used: $\sigma = 0$ S/m, $\epsilon_r = 1$; $\rho = 0$ kg/m³
Ambient Temperature : 23.4 °C

DASY5 Configuration:

- Probe: AM1DV3 - 3106; ; Calibrated: 2021/11/23
- Sensor-Surface: 0mm (Fix Surface)
- Electronics: DAE4 Sn1664; Calibrated: 2022/5/30
- Phantom: HAC Test Arch with AMCC; Type: SD HAC P01 BA;
- Measurement SW: DASY52, Version 52.10 (3); SEMCAD X Version 14.6.13 (7474)

Ch1413/z (axial) 4.2mm 50 x 50/ABM Interpolated SNR(x,y,z) (121x121x1):

Interpolated grid: dx=1.000 mm, dy=1.000 mm

ABM1/ABM2 = 42.45 dB

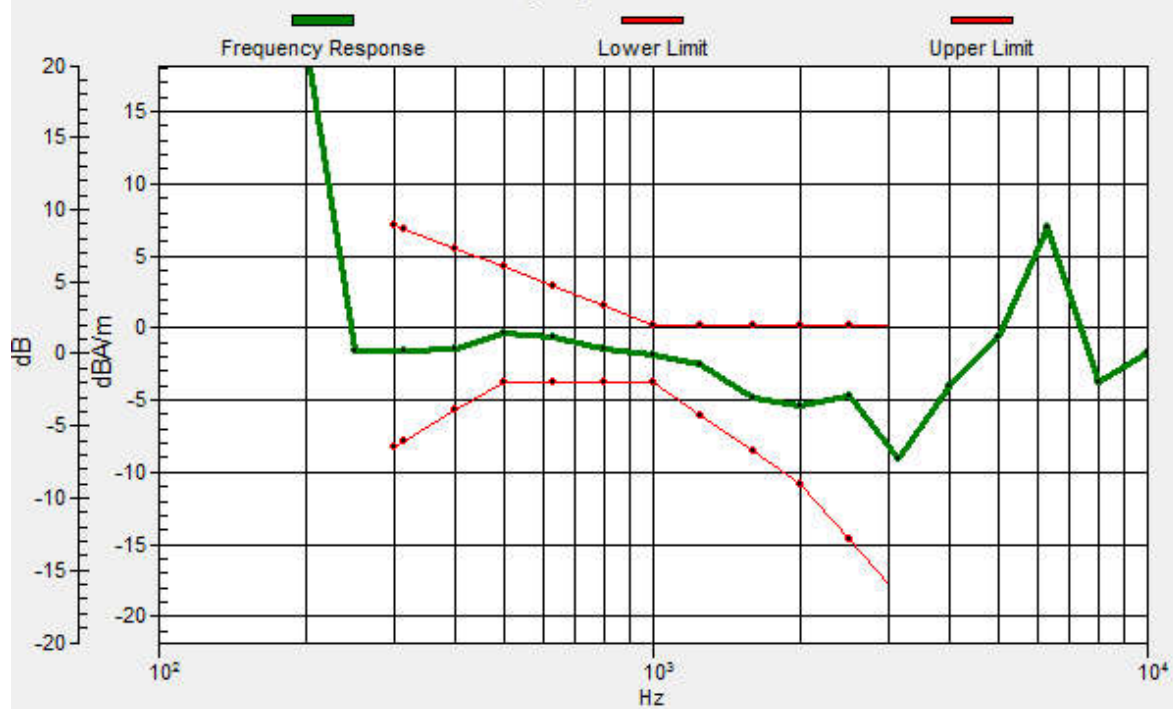
ABM1 comp = -3.65 dBA/m

Location: 4.2, -7.5, 3.7 mm



Ch1413/z (axial) wideband at best S/N/ABM Freq Resp(x,y,z,f)

Loc: 4.1, -7.7, 3.7 mm Diff: 2dB



4_HAC T-Coil_WCDMA IV_Ch1413_Y

Communication System: UID 0, UMTS (0); Frequency: 1732.6 MHz; Duty Cycle: 1:1
Medium: Air Medium parameters used: $\sigma = 0 \text{ S/m}$, $\epsilon_r = 1$; $\rho = 0 \text{ kg/m}^3$
Ambient Temperature : 23.4 °C

DASY5 Configuration:

- Probe: AM1DV3 - 3106; ; Calibrated: 2021/11/23
- Sensor-Surface: 0mm (Fix Surface)
- Electronics: DAE4 Sn1664; Calibrated: 2022/5/30
- Phantom: HAC Test Arch with AMCC; Type: SD HAC P01 BA;
- Measurement SW: DASY52, Version 52.10 (3); SEMCAD X Version 14.6.13 (7474)

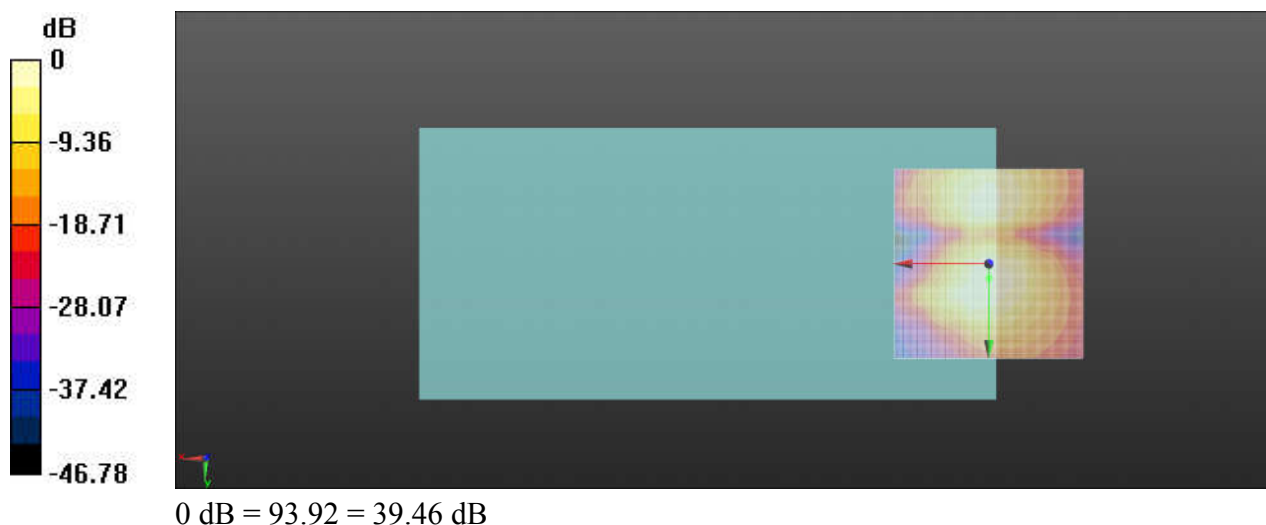
Ch1413/y (transversal) 4.2mm 50 x 50/ABM Interpolated SNR(x,y,z) (121x121x1):

Interpolated grid: dx=1.000 mm, dy=1.000 mm

ABM1/ABM2 = 39.46 dB

ABM1 comp = -13.73 dBA/m

Location: 0, 3.7, 3.7 mm



5_HAC T-Coil_WCDMA II_Ch9400_Z

Communication System: UID 0, UMTS (0); Frequency: 1880 MHz; Duty Cycle: 1:1
Medium: Air Medium parameters used: $\sigma = 0 \text{ S/m}$, $\epsilon_r = 1$; $\rho = 0 \text{ kg/m}^3$
Ambient Temperature : 23.4 °C

DASY5 Configuration:

- Probe: AM1DV3 - 3106; ; Calibrated: 2021/11/23
- Sensor-Surface: 0mm (Fix Surface)
- Electronics: DAE4 Sn1664; Calibrated: 2022/5/30
- Phantom: HAC Test Arch with AMCC; Type: SD HAC P01 BA;
- Measurement SW: DASY52, Version 52.10 (3); SEMCAD X Version 14.6.13 (7474)


Ch9400/z (axial) 4.2mm 50 x 50/ABM Interpolated SNR(x,y,z) (121x121x1):

Interpolated grid: dx=1.000 mm, dy=1.000 mm

ABM1/ABM2 = 42.92 dB

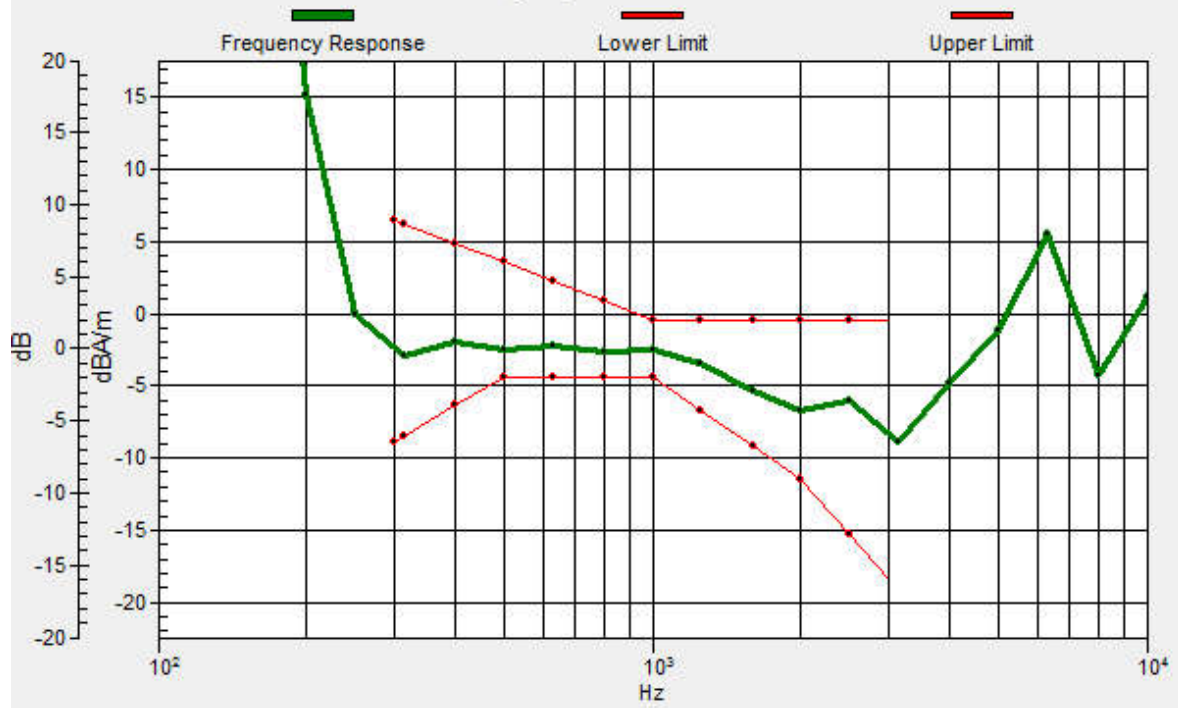
ABM1 comp = -3.76 dBA/m

Location: 4.2, -7.1, 3.7 mm



Ch9400/z (axial) wideband at best S/N/ABM Freq Resp(x,y,z,f)

Loc: 4.1, -6.9, 3.7 mm Diff: 1.76dB



5_HAC T-Coil_WCDMA II_Ch9400_Y

Communication System: UID 0, UMTS (0); Frequency: 1880 MHz; Duty Cycle: 1:1
Medium: Air Medium parameters used: $\sigma = 0 \text{ S/m}$, $\epsilon_r = 1$; $\rho = 0 \text{ kg/m}^3$
Ambient Temperature : 23.4 °C

DASY5 Configuration:

- Probe: AM1DV3 - 3106; ; Calibrated: 2021/11/23
- Sensor-Surface: 0mm (Fix Surface)
- Electronics: DAE4 Sn1664; Calibrated: 2022/5/30
- Phantom: HAC Test Arch with AMCC; Type: SD HAC P01 BA;
- Measurement SW: DASY52, Version 52.10 (3); SEMCAD X Version 14.6.13 (7474)


Ch9400/y (transversal) 4.2mm 50 x 50/ABM Interpolated SNR(x,y,z) (121x121x1):

Interpolated grid: dx=1.000 mm, dy=1.000 mm

ABM1/ABM2 = 39.87 dB

ABM1 comp = -13.78 dBA/m

Location: 0.4, 5, 3.7 mm



6_HAC T-Coil_LTE Band 2_20M_QPSK_1RB_0Offset_Ch18900_Z

Communication System: UID 0, LTE (0); Frequency: 1880 MHz; Duty Cycle: 1:1

Medium: Air Medium parameters used: $\sigma = 0$ S/m, $\epsilon_r = 1$; $\rho = 0$ kg/m³

Ambient Temperature : 23.4 °C

DASY5 Configuration:

- Probe: AM1DV3 - 3106; ; Calibrated: 2021/11/23
- Sensor-Surface: 0mm (Fix Surface)
- Electronics: DAE4 Sn1664; Calibrated: 2022/5/30
- Phantom: HAC Test Arch with AMCC; Type: SD HAC P01 BA;
- Measurement SW: DASY52, Version 52.10 (3); SEMCAD X Version 14.6.13 (7474)


Ch18900/z (axial) 4.2mm 50 x 50/ABM Interpolated SNR(x,y,z) (121x121x1):

Interpolated grid: dx=1.000 mm, dy=1.000 mm

ABM1/ABM2 = 37.57 dB

ABM1 comp = -6.68 dBA/m

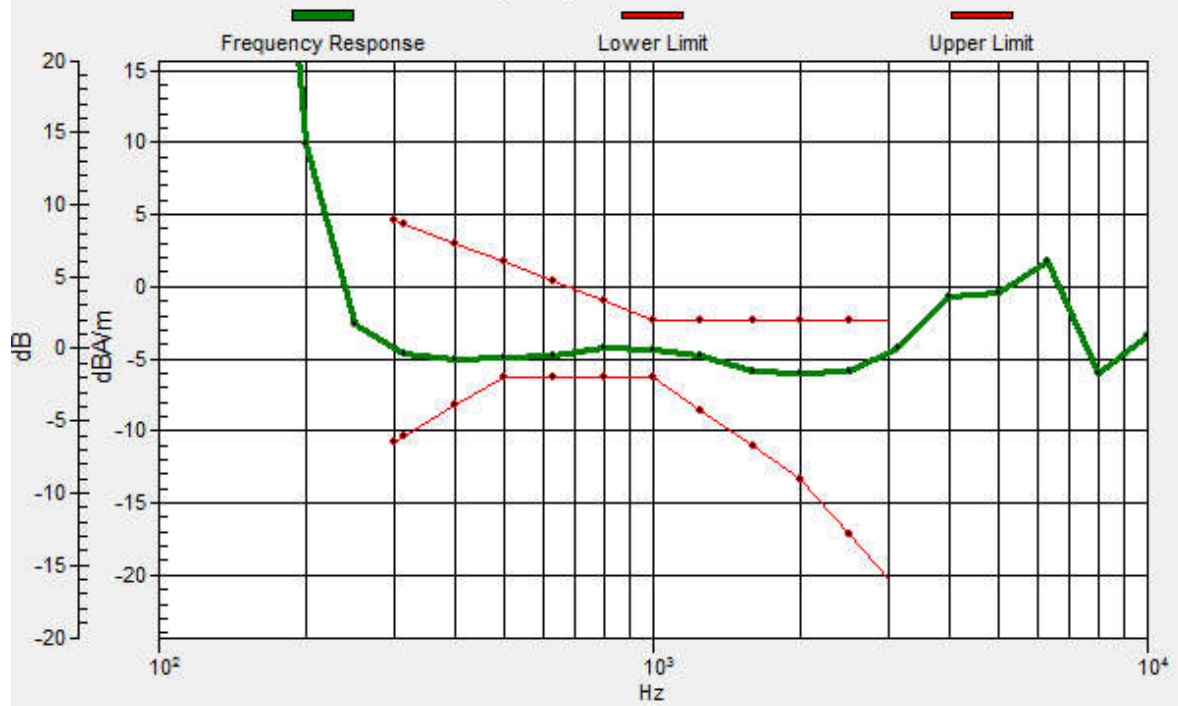
Location: 4.2, -11.7, 3.7 mm



0 dB = 75.60 = 37.57 dB

Ch18900/z (axial) wideband at best S/N/ABM Freq Resp(x,y,z,f)

Loc: 4.1, -11.6, 3.7 mm Diff: 1.39dB



6_HAC T-Coil_LTE Band 2_20M_QPSK_1RB_0Offset_Ch18900_Y

Communication System: UID 0, LTE (0); Frequency: 1880 MHz; Duty Cycle: 1:1
Medium: Air Medium parameters used: $\sigma = 0 \text{ S/m}$, $\epsilon_r = 1$; $\rho = 0 \text{ kg/m}^3$
Ambient Temperature : 23.4 °C

DASY5 Configuration:

- Probe: AM1DV3 - 3106; ; Calibrated: 2021/11/23
- Sensor-Surface: 0mm (Fix Surface)
- Electronics: DAE4 Sn1664; Calibrated: 2022/5/30
- Phantom: HAC Test Arch with AMCC; Type: SD HAC P01 BA;
- Measurement SW: DASY52, Version 52.10 (3); SEMCAD X Version 14.6.13 (7474)


Ch18900/y (transversal) 4.2mm 50 x 50/ABM Interpolated SNR(x,y,z) (121x121x1):

Interpolated grid: dx=1.000 mm, dy=1.000 mm

ABM1/ABM2 = 35.11 dB

ABM1 comp = -14.98 dBA/m

Location: 4.2, 4.6, 3.7 mm



0 dB = 56.96 = 35.11 dB

7_HAC T-Coil_LTE Band 5_10M_QPSK_1RB_0Offset_Ch20525_Z

Communication System: UID 0, LTE (0); Frequency: 836.5 MHz;Duty Cycle: 1:1

Medium: Air Medium parameters used: $\sigma = 0$ S/m, $\epsilon_r = 1$; $\rho = 0$ kg/m³

Ambient Temperature : 23.4 °C

DASY5 Configuration:

- Probe: AM1DV3 - 3106; ; Calibrated: 2021/11/23
- Sensor-Surface: 0mm (Fix Surface)
- Electronics: DAE4 Sn1664; Calibrated: 2022/5/30
- Phantom: HAC Test Arch with AMCC; Type: SD HAC P01 BA;
- Measurement SW: DASY52, Version 52.10 (3); SEMCAD X Version 14.6.13 (7474)


Ch20525/z (axial) 4.2mm 50 x 50/ABM Interpolated SNR(x,y,z) (121x121x1):

Interpolated grid: dx=1.000 mm, dy=1.000 mm

ABM1/ABM2 = 40.78 dB

ABM1 comp = -4.49 dBA/m

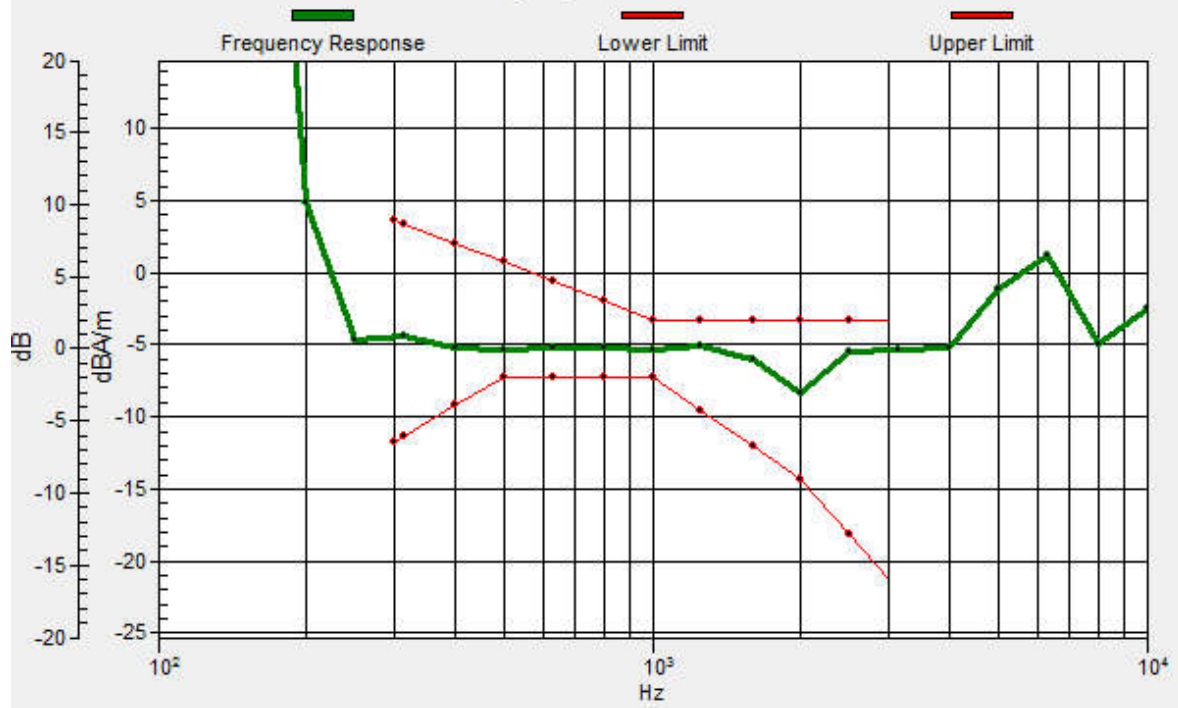
Location: 4.6, -7.9, 3.7 mm



0 dB = 109.3 = 40.77 dB

Ch20525/z (axial) wideband at best S/N/ABM Freq Resp(x,y,z,f)

Loc: 4.4, -7.7, 3.7 mm Diff: 1.83dB



7_HAC T-Coil_LTE Band 5_10M_QPSK_1RB_0Offset_Ch20525_Y

Communication System: UID 0, LTE (0); Frequency: 836.5 MHz; Duty Cycle: 1:1

Medium: Air Medium parameters used: $\sigma = 0$ S/m, $\epsilon_r = 1$; $\rho = 0$ kg/m³

Ambient Temperature : 23.4 °C

DASY5 Configuration:

- Probe: AM1DV3 - 3106; ; Calibrated: 2021/11/23
- Sensor-Surface: 0mm (Fix Surface)
- Electronics: DAE4 Sn1664; Calibrated: 2022/5/30
- Phantom: HAC Test Arch with AMCC; Type: SD HAC P01 BA;
- Measurement SW: DASY52, Version 52.10 (3); SEMCAD X Version 14.6.13 (7474)


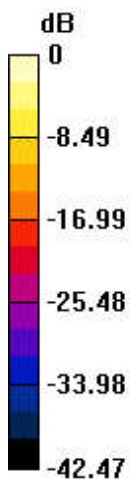
Ch20525/y (transversal) 4.2mm 50 x 50/ABM Interpolated SNR(x,y,z) (121x121x1):

Interpolated grid: dx=1.000 mm, dy=1.000 mm

ABM1/ABM2 = 38.58 dB

ABM1 comp = -13.69 dBA/m

Location: 4.2, 7.9, 3.7 mm



0 dB = 84.95 = 38.58 dB

8_HAC T-Coil_LTE Band 12_10M_QPSK_1RB_0Offset_Ch23095_Z

Communication System: UID 0, LTE (0); Frequency: 707.5 MHz; Duty Cycle: 1:1

Medium: Air Medium parameters used: $\sigma = 0$ S/m, $\epsilon_r = 1$; $\rho = 0$ kg/m³

Ambient Temperature : 23.4 °C

DASY5 Configuration:

- Probe: AM1DV3 - 3106; ; Calibrated: 2021/11/23
- Sensor-Surface: 0mm (Fix Surface)
- Electronics: DAE4 Sn1664; Calibrated: 2022/5/30
- Phantom: HAC Test Arch with AMCC; Type: SD HAC P01 BA;
- Measurement SW: DASY52, Version 52.10 (3); SEMCAD X Version 14.6.13 (7474)


Ch23095/z (axial) 4.2mm 50 x 50/ABM Interpolated SNR(x,y,z) (121x121x1):

Interpolated grid: dx=1.000 mm, dy=1.000 mm

ABM1/ABM2 = 40.46 dB

ABM1 comp = -3.82 dBA/m

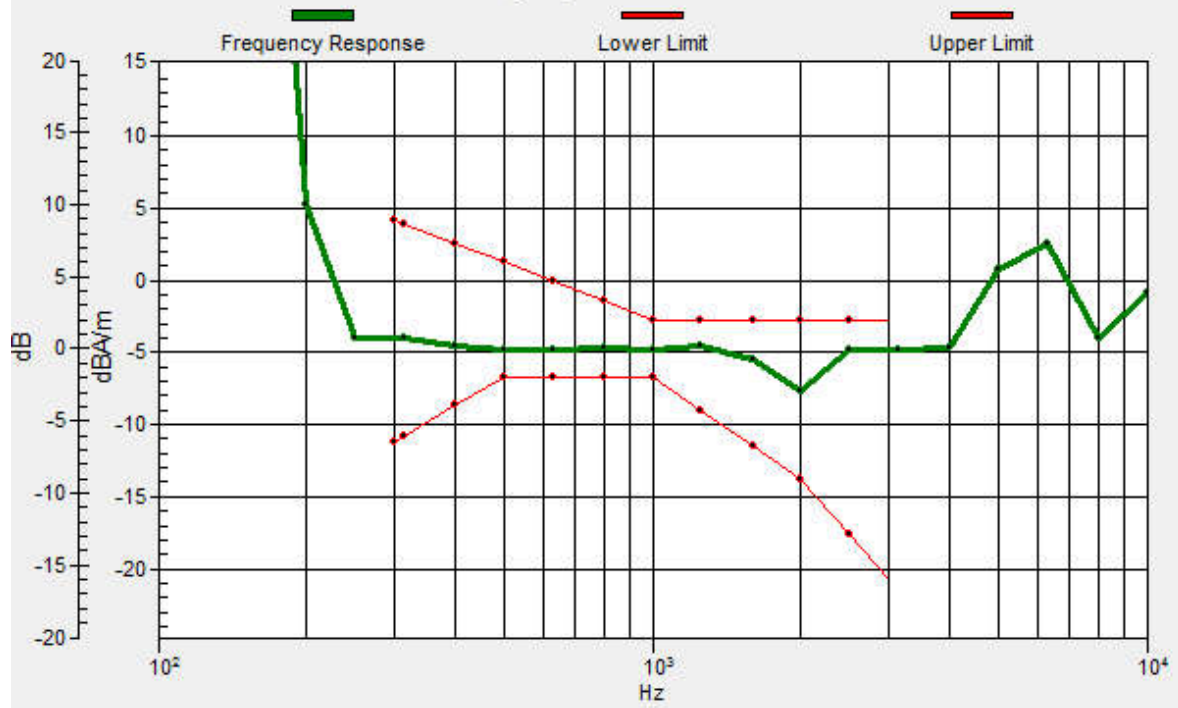
Location: 5.4, -7.5, 3.7 mm



0 dB = 105.5 = 40.47 dB

Ch23095/z (axial) wideband at best S/N/ABM Freq Resp(x,y,z,f)

Loc: 5.4, -7.4, 3.7 mm Diff: 1.84dB



8_HAC T-Coil_LTE Band 12_10M_QPSK_1RB_0Offset_Ch23095_Y

Communication System: UID 0, LTE (0); Frequency: 707.5 MHz;Duty Cycle: 1:1
Medium: Air Medium parameters used: $\sigma = 0$ S/m, $\epsilon_r = 1$; $\rho = 0$ kg/m³
Ambient Temperature : 23.4 °C

DASY5 Configuration:

- Probe: AM1DV3 - 3106; ; Calibrated: 2021/11/23
- Sensor-Surface: 0mm (Fix Surface)
- Electronics: DAE4 Sn1664; Calibrated: 2022/5/30
- Phantom: HAC Test Arch with AMCC; Type: SD HAC P01 BA;
- Measurement SW: DASY52, Version 52.10 (3); SEMCAD X Version 14.6.13 (7474)

Ch23095/y (transversal) 4.2mm 50 x 50/ABM Interpolated SNR(x,y,z) (121x121x1):

Interpolated grid: dx=1.000 mm, dy=1.000 mm
ABM1/ABM2 = 39.14 dB
ABM1 comp = -13.12 dBA/m
Location: 3.8, 7.5, 3.7 mm



9_HAC T-Coil_LTE Band 13_10M_QPSK_1RB_0Offset_Ch23230_Z

Communication System: UID 0, LTE (0); Frequency: 782 MHz; Duty Cycle: 1:1

Medium: Air Medium parameters used: $\sigma = 0 \text{ S/m}$, $\epsilon_r = 1$; $\rho = 0 \text{ kg/m}^3$

Ambient Temperature : 23.4 °C

DASY5 Configuration:

- Probe: AM1DV3 - 3106; ; Calibrated: 2021/11/23
- Sensor-Surface: 0mm (Fix Surface)
- Electronics: DAE4 Sn1664; Calibrated: 2022/5/30
- Phantom: HAC Test Arch with AMCC; Type: SD HAC P01 BA;
- Measurement SW: DASY52, Version 52.10 (3); SEMCAD X Version 14.6.13 (7474)


Ch23230/z (axial) 4.2mm 50 x 50/ABM Interpolated SNR(x,y,z) (121x121x1):

Interpolated grid: dx=1.000 mm, dy=1.000 mm

ABM1/ABM2 = 40.31 dB

ABM1 comp = -3.68 dBA/m

Location: 6.3, -7.9, 3.7 mm



0 dB = 103.6 = 40.31 dB

Ch23230/z (axial) wideband at best S/N/ABM Freq Resp(x,y,z,f)

Loc: 6.2, -7.9, 3.7 mm Diff: 1.82dB



9_HAC T-Coil_LTE Band 13_10M_QPSK_1RB_0Offset_Ch23230_Y

Communication System: UID 0, LTE (0); Frequency: 782 MHz;Duty Cycle: 1:1

Medium: Air Medium parameters used: $\sigma = 0$ S/m, $\epsilon_r = 1$; $\rho = 0$ kg/m³

Ambient Temperature : 23.4 °C

DASY5 Configuration:

- Probe: AM1DV3 - 3106; ; Calibrated: 2021/11/23
- Sensor-Surface: 0mm (Fix Surface)
- Electronics: DAE4 Sn1664; Calibrated: 2022/5/30
- Phantom: HAC Test Arch with AMCC; Type: SD HAC P01 BA;
- Measurement SW: DASY52, Version 52.10 (3); SEMCAD X Version 14.6.13 (7474)


Ch23230/y (transversal) 4.2mm 50 x 50/ABM Interpolated SNR(x,y,z) (121x121x1):

Interpolated grid: dx=1.000 mm, dy=1.000 mm

ABM1/ABM2 = 38.99 dB

ABM1 comp = -13.29 dBA/m

Location: 3.3, 7.5, 3.7 mm



0 dB = 88.98 = 38.99 dB

10_HAC T-Coil_LTE Band 14_10M_QPSK_1RB_0Offset_Ch23330_Z

Communication System: UID 0, LTE (0); Frequency: 793 MHz;Duty Cycle: 1:1

Medium: Air Medium parameters used: $\sigma = 0$ S/m, $\epsilon_r = 1$; $\rho = 0$ kg/m³

Ambient Temperature : 23.4 °C

DASY5 Configuration:

- Probe: AM1DV3 - 3106; ; Calibrated: 2021/11/23
- Sensor-Surface: 0mm (Fix Surface)
- Electronics: DAE4 Sn1664; Calibrated: 2022/5/30
- Phantom: HAC Test Arch with AMCC; Type: SD HAC P01 BA;
- Measurement SW: DASY52, Version 52.10 (3); SEMCAD X Version 14.6.13 (7474)


Ch23330/z (axial) 4.2mm 50 x 50/ABM Interpolated SNR(x,y,z) (121x121x1):

Interpolated grid: dx=1.000 mm, dy=1.000 mm

ABM1/ABM2 = 41.13 dB

ABM1 comp = -3.65 dBA/m

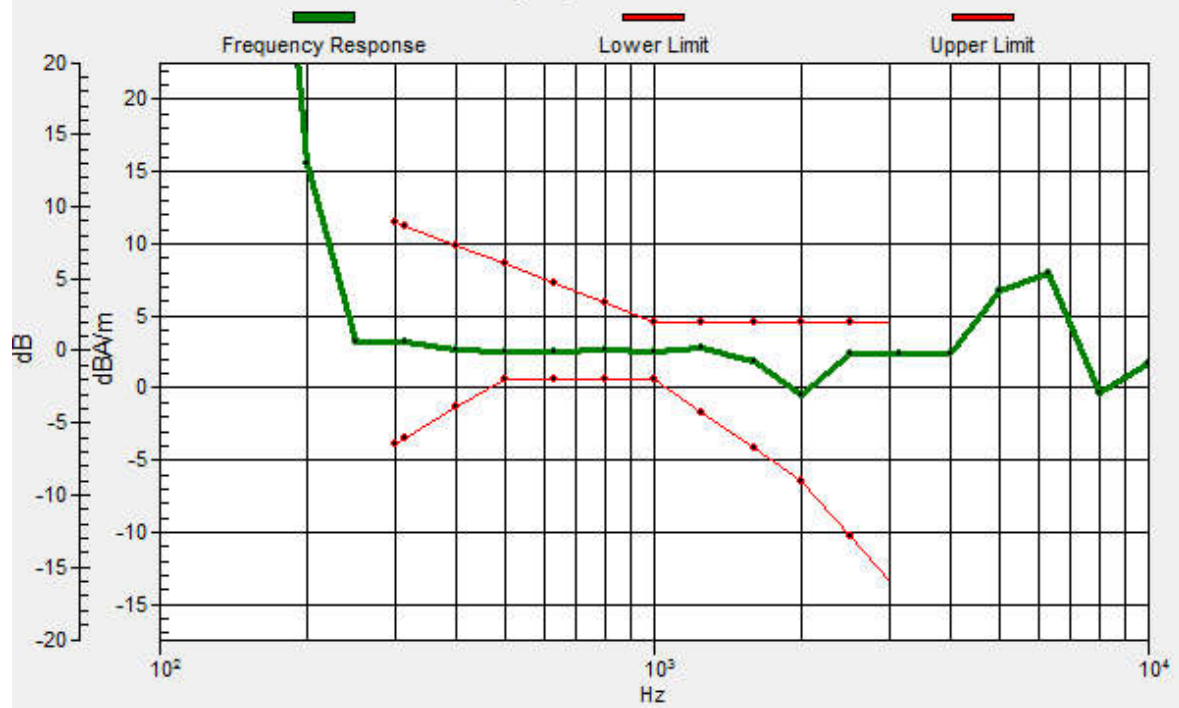
Location: 6.7, -7.9, 3.7 mm



0 dB = 113.9 = 41.13 dB

Ch23330/z (axial) wideband at best S/N/ABM Freq Resp(x,y,z,f)

Loc: 6.7, -7.7, 3.7 mm Diff: 1.86dB



10_HAC T-Coil_LTE Band 14_10M_QPSK_1RB_0Offset_Ch23330_Y

Communication System: UID 0, LTE (0); Frequency: 793 MHz;Duty Cycle: 1:1

Medium: Air Medium parameters used: $\sigma = 0$ S/m, $\epsilon_r = 1$; $\rho = 0$ kg/m³

Ambient Temperature : 23.4 °C

DASY5 Configuration:

- Probe: AM1DV3 - 3106; ; Calibrated: 2021/11/23
- Sensor-Surface: 0mm (Fix Surface)
- Electronics: DAE4 Sn1664; Calibrated: 2022/5/30
- Phantom: HAC Test Arch with AMCC; Type: SD HAC P01 BA;
- Measurement SW: DASY52, Version 52.10 (3); SEMCAD X Version 14.6.13 (7474)


Ch23330/y (transversal) 4.2mm 50 x 50/ABM Interpolated SNR(x,y,z) (121x121x1):

Interpolated grid: dx=1.000 mm, dy=1.000 mm

ABM1/ABM2 = 38.42 dB

ABM1 comp = -13.04 dBA/m

Location: 3.3, 7.5, 3.7 mm



0 dB = 83.35 = 38.42 dB

11_HAC T-Coil_LTE Band 30_10M_QPSK_1RB_0Offset_Ch27710_Z

Communication System: UID 0, LTE (0); Frequency: 2310 MHz; Duty Cycle: 1:1

Medium: Air Medium parameters used: $\sigma = 0 \text{ S/m}$, $\epsilon_r = 1$; $\rho = 0 \text{ kg/m}^3$

Ambient Temperature : 23.4 °C

DASY5 Configuration:

- Probe: AM1DV3 - 3106; ; Calibrated: 2021/11/23
- Sensor-Surface: 0mm (Fix Surface)
- Electronics: DAE4 Sn1664; Calibrated: 2022/5/30
- Phantom: HAC Test Arch with AMCC; Type: SD HAC P01 BA;
- Measurement SW: DASY52, Version 52.10 (3); SEMCAD X Version 14.6.13 (7474)


Ch27710/z (axial) 4.2mm 50 x 50/ABM Interpolated SNR(x,y,z) (121x121x1):

Interpolated grid: dx=1.000 mm, dy=1.000 mm

ABM1/ABM2 = 37.04 dB

ABM1 comp = -6.80 dBA/m

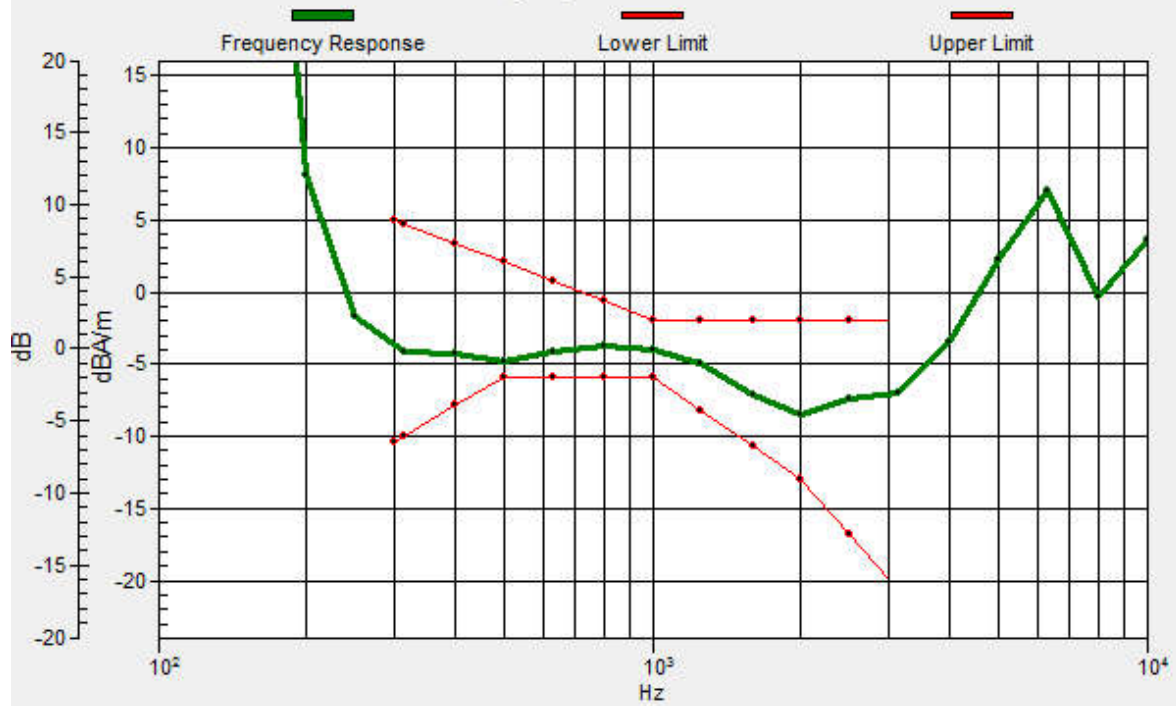
Location: 4.2, -5.8, 3.7 mm



0 dB = 71.15 = 37.04 dB

Ch27710/z (axial) wideband at best S/N/ABM Freq Resp(x,y,z,f)

Loc: 4.1, -5.7, 3.7 mm Diff: 1.17dB



11_HAC T-Coil_LTE Band 30_10M_QPSK_1RB_0Offset_Ch27710_Y

Communication System: UID 0, LTE (0); Frequency: 2310 MHz; Duty Cycle: 1:1

Medium: Air Medium parameters used: $\sigma = 0$ S/m, $\epsilon_r = 1$; $\rho = 0$ kg/m³

Ambient Temperature : 23.4 °C

DASY5 Configuration:

- Probe: AM1DV3 - 3106; ; Calibrated: 2021/11/23
- Sensor-Surface: 0mm (Fix Surface)
- Electronics: DAE4 Sn1664; Calibrated: 2022/5/30
- Phantom: HAC Test Arch with AMCC; Type: SD HAC P01 BA;
- Measurement SW: DASY52, Version 52.10 (3); SEMCAD X Version 14.6.13 (7474)


Ch27710/y (transversal) 4.2mm 50 x 50/ABM Interpolated SNR(x,y,z) (121x121x1):

Interpolated grid: dx=1.000 mm, dy=1.000 mm

ABM1/ABM2 = 35.04 dB

ABM1 comp = -17.29 dBA/m

Location: 1.7, 7.9, 3.7 mm



0 dB = 56.48

12_HAC T-Coil_LTE Band 66_20M_QPSK_1RB_0Offset_Ch132322_Z

Communication System: UID 0, LTE (0); Frequency: 1745 MHz; Duty Cycle: 1:1

Medium: Air Medium parameters used: $\sigma = 0$ S/m, $\epsilon_r = 1$; $\rho = 0$ kg/m³

Ambient Temperature : 23.4 °C

DASY5 Configuration:

- Probe: AM1DV3 - 3106; ; Calibrated: 2021/11/23
- Sensor-Surface: 0mm (Fix Surface)
- Electronics: DAE4 Sn1664; Calibrated: 2022/5/30
- Phantom: HAC Test Arch with AMCC; Type: SD HAC P01 BA;
- Measurement SW: DASY52, Version 52.10 (3); SEMCAD X Version 14.6.13 (7474)


Ch132322/z (axial) 4.2mm 50 x 50/ABM Interpolated SNR(x,y,z) (121x121x1):

Interpolated grid: dx=1.000 mm, dy=1.000 mm

ABM1/ABM2 = 38.56 dB

ABM1 comp = -5.90 dBA/m

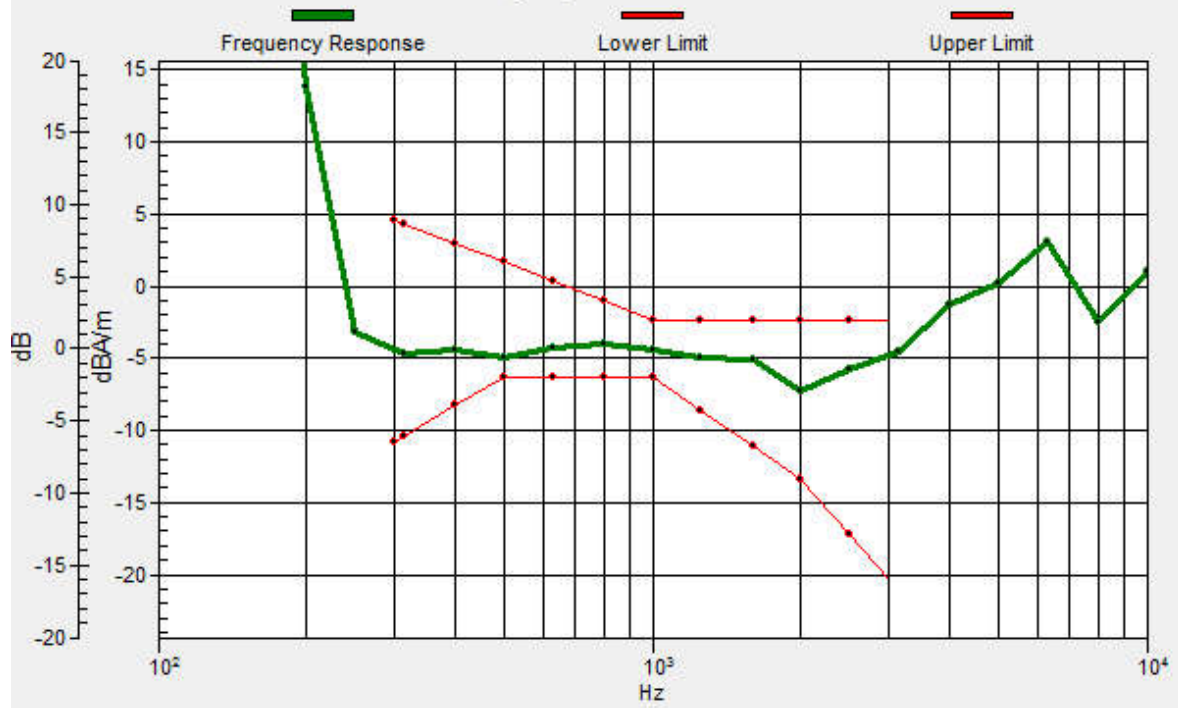
Location: 5.4, -8.3, 3.7 mm



0 dB = 84.74 = 38.56 dB

Ch132322/z (axial) wideband at best S/N/ABM Freq Resp(x,y,z,f)

Loc: 5.5, -8.3, 3.7 mm Diff: 1.33dB



12_HAC T-Coil_LTE Band 66_20M_QPSK_1RB_0Offset_Ch132322_Y

Communication System: UID 0, LTE (0); Frequency: 1745 MHz; Duty Cycle: 1:1

Medium: Air Medium parameters used: $\sigma = 0$ S/m, $\epsilon_r = 1$; $\rho = 0$ kg/m³

Ambient Temperature : 23.4 °C

DASY5 Configuration:

- Probe: AM1DV3 - 3106; ; Calibrated: 2021/11/23
- Sensor-Surface: 0mm (Fix Surface)
- Electronics: DAE4 Sn1664; Calibrated: 2022/5/30
- Phantom: HAC Test Arch with AMCC; Type: SD HAC P01 BA;
- Measurement SW: DASY52, Version 52.10 (3); SEMCAD X Version 14.6.13 (7474)


Ch132322/y (transversal) 4.2mm 50 x 50/ABM Interpolated SNR(x,y,z)

(121x121x1): Interpolated grid: dx=1.000 mm, dy=1.000 mm

ABM1/ABM2 = 38.01 dB

ABM1 comp = -14.44 dBA/m

Location: 0, 3.3, 3.7 mm



0 dB = 79.54 = 38.01 dB

13_HAC T-Coil_WLAN 2.4GHz_802.11b 1Mbps_Ch6_Z

Communication System: UID 0, WIFI (0); Frequency: 2437 MHz; Duty Cycle: 1:1.007
Medium: Air Medium parameters used: $\sigma = 0$ S/m, $\epsilon_r = 1$; $\rho = 0$ kg/m³
Ambient Temperature : 23.4 °C

DASY5 Configuration:

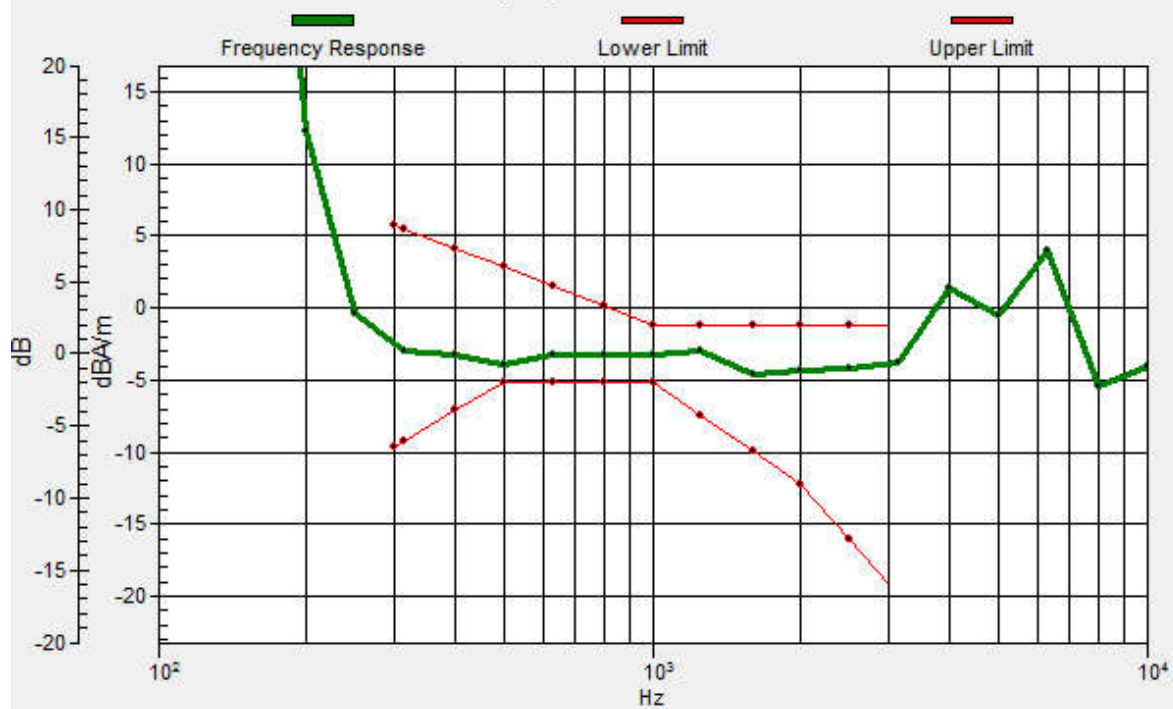
- Probe: AM1DV3 - 3106; ; Calibrated: 2021/11/23
- Sensor-Surface: 0mm (Fix Surface)
- Electronics: DAE4 Sn1664; Calibrated: 2022/5/30
- Phantom: HAC Test Arch with AMCC; Type: SD HAC P01 BA;
- Measurement SW: DASY52, Version 52.10 (3); SEMCAD X Version 14.6.13 (7474)

Ch6/z (axial) 4.2mm 50 x 50/ABM Interpolated SNR(x,y,z) (121x121x1): Interpolated
grid: dx=1.000 mm, dy=1.000 mm
ABM1/ABM2 = 41.84 dB
ABM1 comp = -4.99 dBA/m
Location: 2.9, -8.8, 3.7 mm



Ch6/z (axial) wideband at best S/N/ABM Freq Resp(x,y,z,f)

Loc: 3, -8.6, 3.7 mm Diff: 1.27dB



13_HAC T-Coil_WLAN 2.4GHz_802.11b 1Mbps_Ch6_Y

Communication System: UID 0, WIFI (0); Frequency: 2437 MHz;Duty Cycle: 1:1.007
Medium: Air Medium parameters used: $\sigma = 0$ S/m, $\epsilon_r = 1$; $\rho = 0$ kg/m³
Ambient Temperature : 23.4 °C

DASY5 Configuration:

- Probe: AM1DV3 - 3106; ; Calibrated: 2021/11/23
- Sensor-Surface: 0mm (Fix Surface)
- Electronics: DAE4 Sn1664; Calibrated: 2022/5/30
- Phantom: HAC Test Arch with AMCC; Type: SD HAC P01 BA;
- Measurement SW: DASY52, Version 52.10 (3); SEMCAD X Version 14.6.13 (7474)


Ch6/y (transversal) 4.2mm 50 x 50/ABM Interpolated SNR(x,y,z) (121x121x1):

Interpolated grid: dx=1.000 mm, dy=1.000 mm

ABM1/ABM2 = 40.63 dB

ABM1 comp = -10.00 dBA/m

Location: 3.8, -16.3, 3.7 mm



0 dB = 107.5 = 40.63 dB

14_HAC T-Coil_WLAN 5GHz_802.11an HT20_MCS7_Ch40_Z

Communication System: UID 0, WIFI (0); Frequency: 5200 MHz; Duty Cycle: 1:1.035

Medium: Air Medium parameters used: $\sigma = 0 \text{ S/m}$, $\epsilon_r = 1$; $\rho = 0 \text{ kg/m}^3$

Ambient Temperature : 23.4 °C

DASY5 Configuration:

- Probe: AM1DV3 - 3106; ; Calibrated: 2021/11/23
- Sensor-Surface: 0mm (Fix Surface)
- Electronics: DAE4 Sn1664; Calibrated: 2022/5/30
- Phantom: HAC Test Arch with AMCC; Type: SD HAC P01 BA;
- Measurement SW: DASY52, Version 52.10 (3); SEMCAD X Version 14.6.13 (7474)


Ch40/z (axial) 4.2mm 50 x 50/ABM Interpolated SNR(x,y,z) (121x121x1): Interpolated

grid: dx=1.000 mm, dy=1.000 mm

ABM1/ABM2 = 41.40 dB

ABM1 comp = -2.54 dBA/m

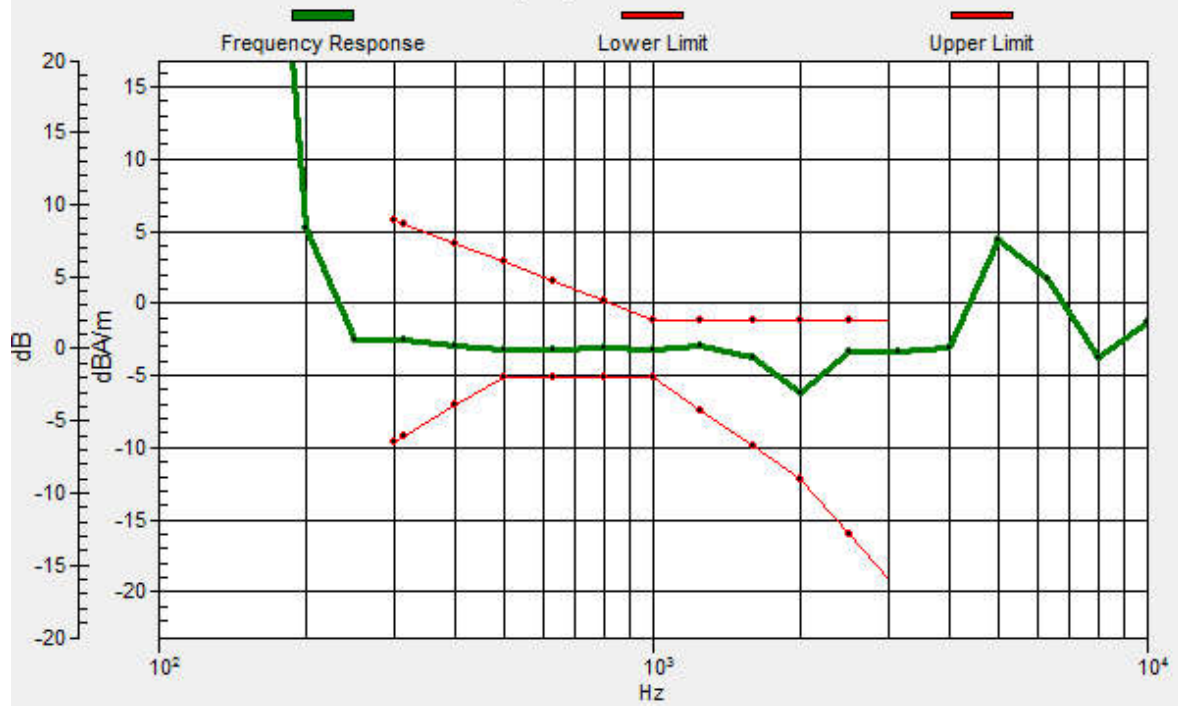
Location: 3.3, -7.5, 3.7 mm



0 dB = 117.5 = 41.40 dB

Ch40/z (axial) wideband at best S/N/ABM Freq Resp(x,y,z,f)

Loc: 3.4, -7.3, 3.7 mm Diff: 1.8dB



14_HAC T-Coil_WLAN 5GHz_802.11an HT20_MCS7_Ch40_Y

Communication System: UID 0, WIFI (0); Frequency: 5200 MHz;Duty Cycle: 1:1.035
Medium: Air Medium parameters used: $\sigma = 0$ S/m, $\epsilon_r = 1$; $\rho = 0$ kg/m³
Ambient Temperature : 23.4 °C

DASY5 Configuration:

- Probe: AM1DV3 - 3106; ; Calibrated: 2021/11/23
- Sensor-Surface: 0mm (Fix Surface)
- Electronics: DAE4 Sn1664; Calibrated: 2022/5/30
- Phantom: HAC Test Arch with AMCC; Type: SD HAC P01 BA;
- Measurement SW: DASY52, Version 52.10 (3); SEMCAD X Version 14.6.13 (7474)


Ch40/y (transversal) 4.2mm 50 x 50/ABM Interpolated SNR(x,y,z) (121x121x1):

Interpolated grid: dx=1.000 mm, dy=1.000 mm

ABM1/ABM2 = 41.67 dB

ABM1 comp = -8.15 dBA/m

Location: 5, -16.3, 3.7 mm



0 dB = 121.2 = 41.67 dB

15_HAC T-Coil_WLAN 5GHz_802.11an HT20_MCS7_Ch56_Z

Communication System: UID 0, WIFI (0); Frequency: 5280 MHz;Duty Cycle: 1:1.035

Medium: Air Medium parameters used: $\sigma = 0$ S/m, $\epsilon_r = 1$; $\rho = 0$ kg/m³

Ambient Temperature : 23.4 °C

DASY5 Configuration:

- Probe: AM1DV3 - 3106; ; Calibrated: 2021/11/23
- Sensor-Surface: 0mm (Fix Surface)
- Electronics: DAE4 Sn1664; Calibrated: 2022/5/30
- Phantom: HAC Test Arch with AMCC; Type: SD HAC P01 BA;
- Measurement SW: DASY52, Version 52.10 (3); SEMCAD X Version 14.6.13 (7474)

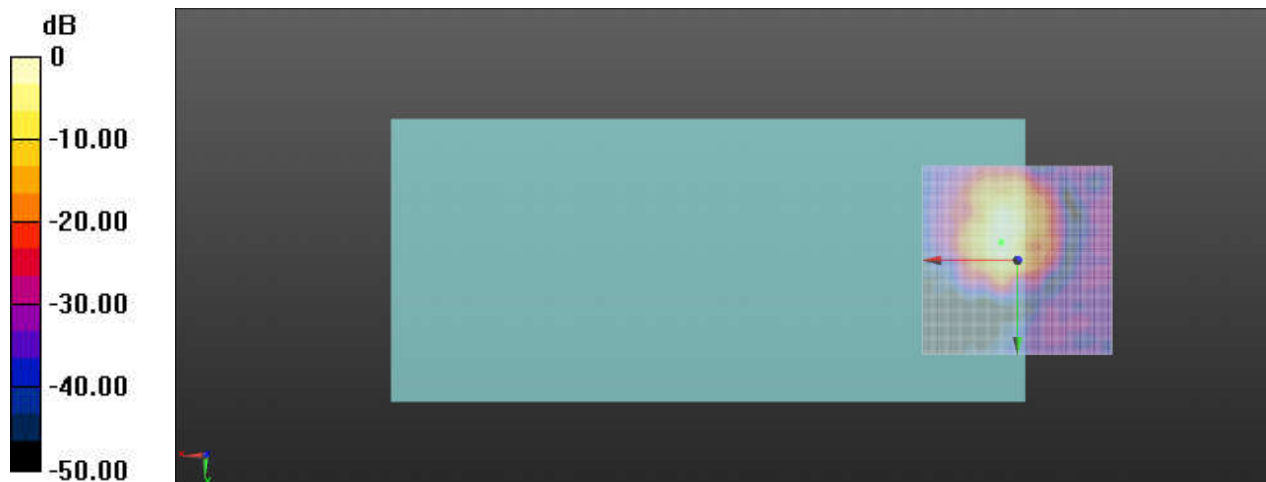
Ch56/z (axial) 4.2mm 50 x 50/ABM Interpolated SNR(x,y,z) (121x121x1): Interpolated

grid: dx=1.000 mm, dy=1.000 mm

ABM1/ABM2 = 40.91 dB

ABM1 comp = -5.64 dBA/m

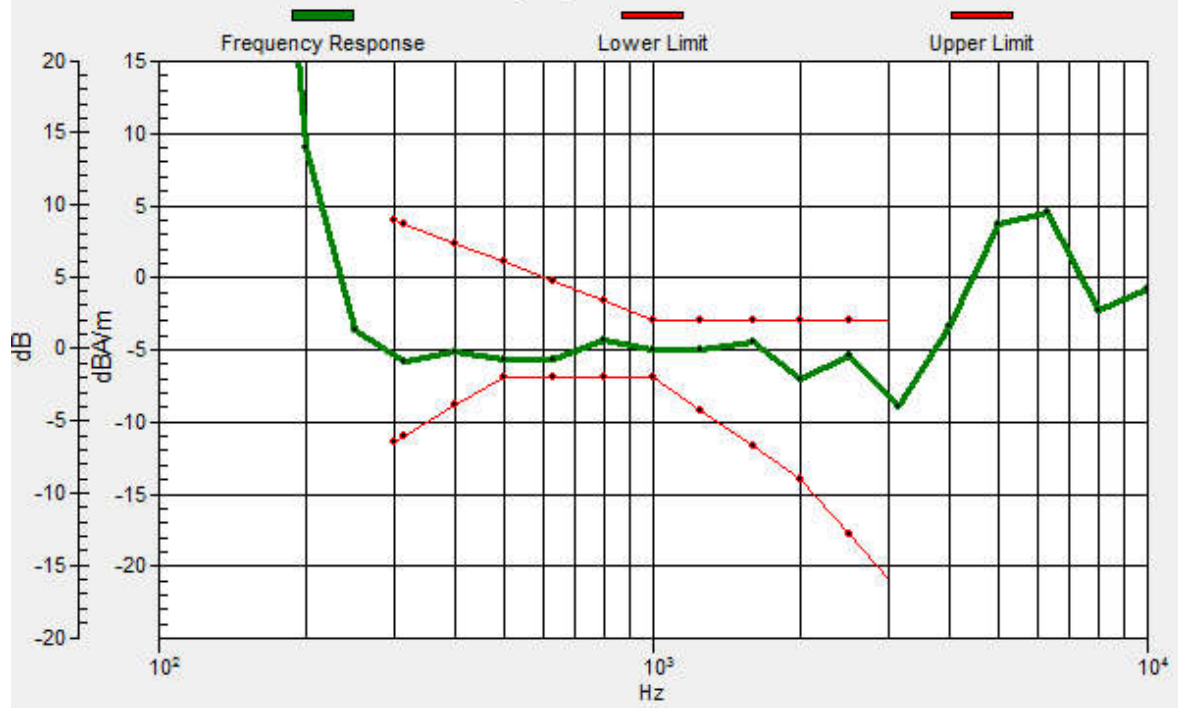
Location: 4.2, -5, 3.7 mm



0 dB = 111.0 = 40.91 dB

Ch56/z (axial) wideband at best S/N/ABM Freq Resp(x,y,z,f)

Loc: 4.2, -4.8, 3.7 mm Diff: 1.19dB



15_HAC T-Coil_WLAN 5GHz_802.11an HT20_MCS7_Ch56_Y

Communication System: UID 0, WIFI (0); Frequency: 5280 MHz;Duty Cycle: 1:1.035
Medium: Air Medium parameters used: $\sigma = 0$ S/m, $\epsilon_r = 1$; $\rho = 0$ kg/m³
Ambient Temperature : 23.4 °C

DASY5 Configuration:

- Probe: AM1DV3 - 3106; ; Calibrated: 2021/11/23
- Sensor-Surface: 0mm (Fix Surface)
- Electronics: DAE4 Sn1664; Calibrated: 2022/5/30
- Phantom: HAC Test Arch with AMCC; Type: SD HAC P01 BA;
- Measurement SW: DASY52, Version 52.10 (3); SEMCAD X Version 14.6.13 (7474)

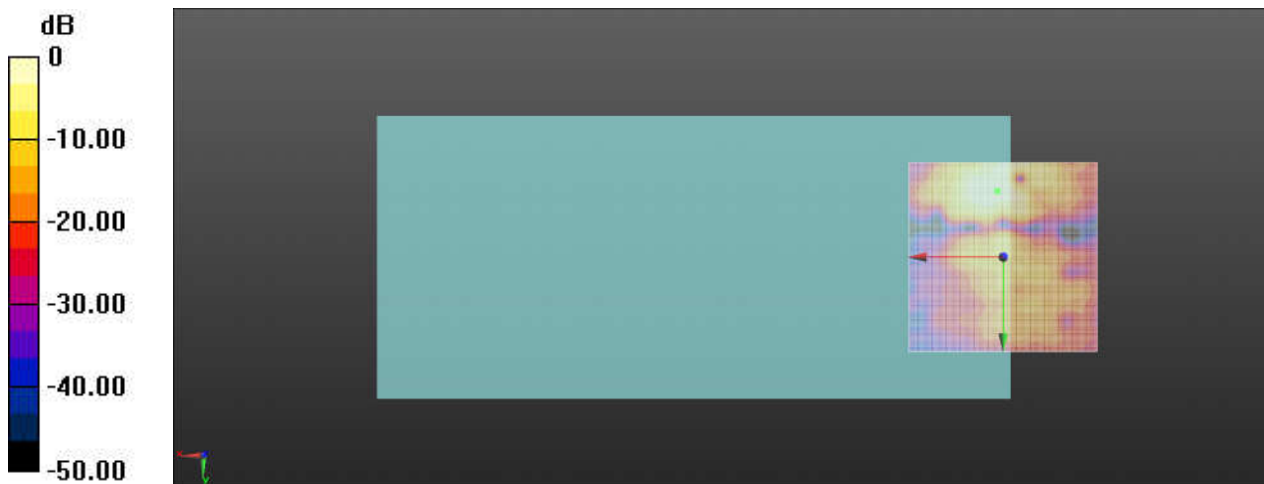
Ch56/y (transversal) 4.2mm 50 x 50/ABM Interpolated SNR(x,y,z) (121x121x1):

Interpolated grid: dx=1.000 mm, dy=1.000 mm

ABM1/ABM2 = 39.46 dB

ABM1 comp = -12.02 dBA/m

Location: 1.7, -17.5, 3.7 mm



0 dB = 93.97 = 39.46 dB

16_HAC T-Coil_WLAN 5GHz_802.11an HT20_MCS7_Ch116_Z

Communication System: UID 0, WIFI (0); Frequency: 5580 MHz; Duty Cycle: 1:1.035

Medium: Air Medium parameters used: $\sigma = 0$ S/m, $\epsilon_r = 1$; $\rho = 0$ kg/m³

Ambient Temperature : 23.4 °C

DASY5 Configuration:

- Probe: AM1DV3 - 3106; ; Calibrated: 2021/11/23
- Sensor-Surface: 0mm (Fix Surface)
- Electronics: DAE4 Sn1664; Calibrated: 2022/5/30
- Phantom: HAC Test Arch with AMCC; Type: SD HAC P01 BA;
- Measurement SW: DASY52, Version 52.10 (3); SEMCAD X Version 14.6.13 (7474)


Ch116/z (axial) 4.2mm 50 x 50/ABM Interpolated SNR(x,y,z) (121x121x1):

Interpolated grid: dx=1.000 mm, dy=1.000 mm

ABM1/ABM2 = 41.55 dB

ABM1 comp = -4.62 dBA/m

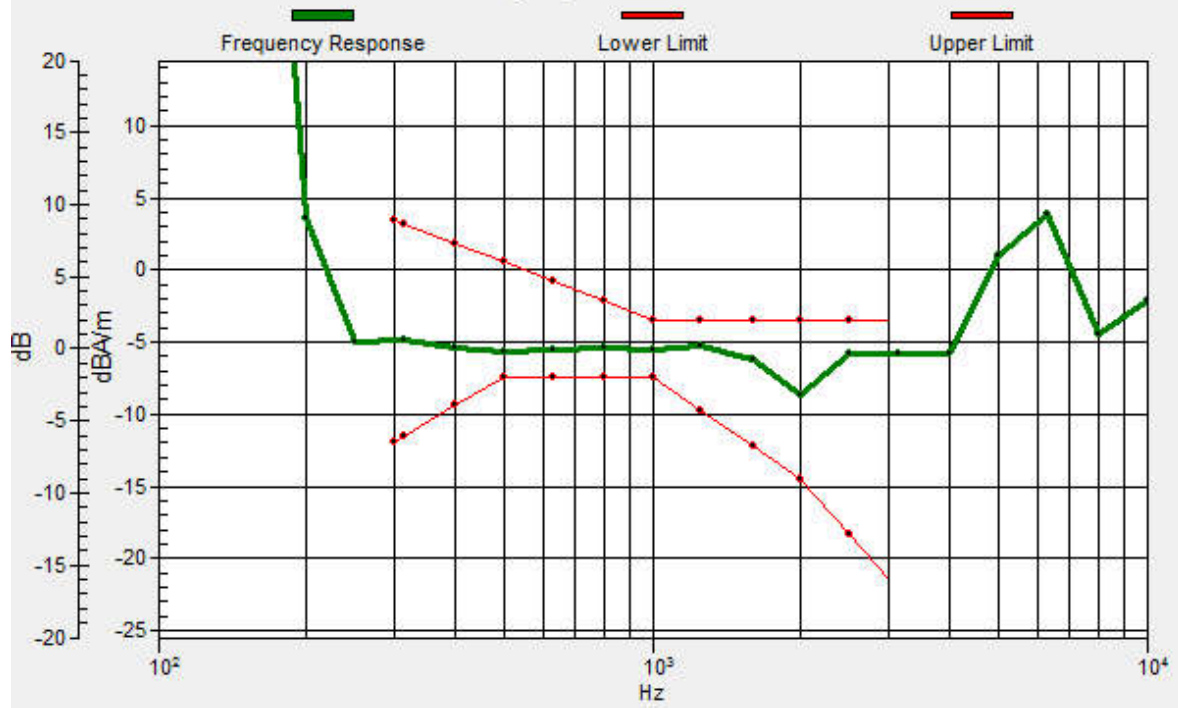
Location: 1.3, -8.3, 3.7 mm



0 dB = 119.5 = 41.55 dB

Ch116/z (axial) wideband at best S/N/ABM Freq Resp(x,y,z,f)

Loc: 1.3, -8.4, 3.7 mm Diff: 1.83dB



16_HAC T-Coil_WLAN 5GHz_802.11an HT20_MCS7_Ch116_Y

Communication System: UID 0, WIFI (0); Frequency: 5580 MHz;Duty Cycle: 1:1.035

Medium: Air Medium parameters used: $\sigma = 0$ S/m, $\epsilon_r = 1$; $\rho = 0$ kg/m³

Ambient Temperature : 23.4 °C

DASY5 Configuration:

- Probe: AM1DV3 - 3106; ; Calibrated: 2021/11/23
- Sensor-Surface: 0mm (Fix Surface)
- Electronics: DAE4 Sn1664; Calibrated: 2022/5/30
- Phantom: HAC Test Arch with AMCC; Type: SD HAC P01 BA;
- Measurement SW: DASY52, Version 52.10 (3); SEMCAD X Version 14.6.13 (7474)


Ch116/y (transversal) 4.2mm 50 x 50/ABM Interpolated SNR(x,y,z) (121x121x1):

Interpolated grid: dx=1.000 mm, dy=1.000 mm

ABM1/ABM2 = 38.94 dB

ABM1 comp = -9.86 dBA/m

Location: 0.4, -20, 3.7 mm



0 dB = 88.52 = 38.94 dB

17_HAC T-Coil_WLAN 5GHz_802.11an HT20_MCS7_Ch157_Z

Communication System: UID 0, WIFI (0); Frequency: 5785 MHz;Duty Cycle: 1:1.035

Medium: Air Medium parameters used: $\sigma = 0$ S/m, $\epsilon_r = 1$; $\rho = 0$ kg/m³

Ambient Temperature : 23.4 °C

DASY5 Configuration:

- Probe: AM1DV3 - 3106; ; Calibrated: 2021/11/23
- Sensor-Surface: 0mm (Fix Surface)
- Electronics: DAE4 Sn1664; Calibrated: 2022/5/30
- Phantom: HAC Test Arch with AMCC; Type: SD HAC P01 BA;
- Measurement SW: DASY52, Version 52.10 (3); SEMCAD X Version 14.6.13 (7474)


Ch157/z (axial) 4.2mm 50 x 50/ABM Interpolated SNR(x,y,z) (121x121x1):

Interpolated grid: dx=1.000 mm, dy=1.000 mm

ABM1/ABM2 = 41.29 dB

ABM1 comp = -2.49 dBA/m

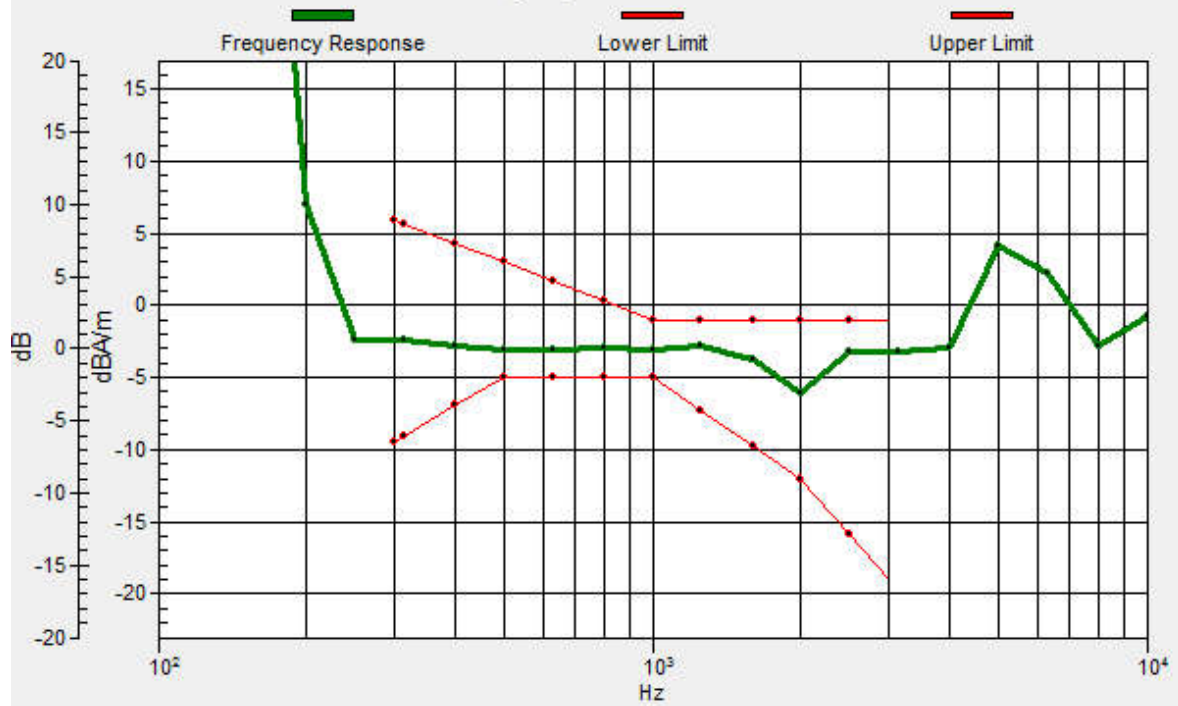
Location: 3.8, -7.9, 3.7 mm



0 dB = 116.1 = 41.30 dB

Ch157/z (axial) wideband at best S/N/ABM Freq Resp(x,y,z,f)

Loc: 3.8, -7.9, 3.7 mm Diff: 1.84dB



17_HAC T-Coil_WLAN 5GHz_802.11an HT20_MCS7_Ch157_Y

Communication System: UID 0, WIFI (0); Frequency: 5785 MHz; Duty Cycle: 1:1.035

Medium: Air Medium parameters used: $\sigma = 0 \text{ S/m}$, $\epsilon_r = 1$; $\rho = 0 \text{ kg/m}^3$

Ambient Temperature : 23.4 °C

DASY5 Configuration:

- Probe: AM1DV3 - 3106; ; Calibrated: 2021/11/23
- Sensor-Surface: 0mm (Fix Surface)
- Electronics: DAE4 Sn1664; Calibrated: 2022/5/30
- Phantom: HAC Test Arch with AMCC; Type: SD HAC P01 BA;
- Measurement SW: DASY52, Version 52.10 (3); SEMCAD X Version 14.6.13 (7474)


Ch157/y (transversal) 4.2mm 50 x 50/ABM Interpolated SNR(x,y,z) (121x121x1):

Interpolated grid: dx=1.000 mm, dy=1.000 mm

ABM1/ABM2 = 39.08 dB

ABM1 comp = -10.17 dBA/m

Location: 3.3, -20, 3.7 mm



0 dB = 89.91 = 39.08 dB