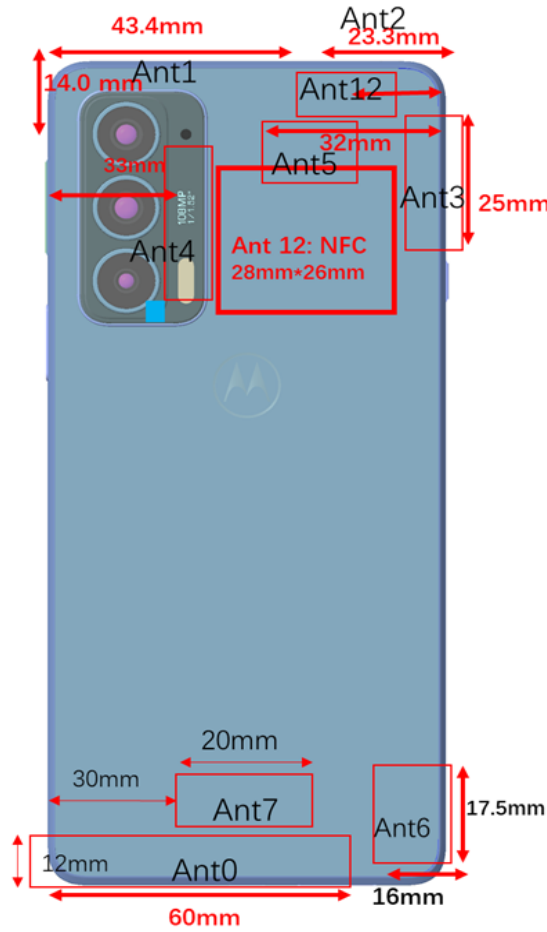



Appendix D. Antenna Location




Berlin	
ANT0: Main Antenna (Middle&High band) DIV Antenna(Low band)	NR n1/n3/n7/n38/n41/n66 TX0/RX0, N5/N8/N28 RX1, ASDIV: B20_N7, B28_N7 LTE B1/B2/B3/B4/B7/B34/B38/B39/B40/B41/B66 TX0/RX0, B5/B8/B12/B18/B19/B20/B26/B28 RX1, B32 RX0, ASDIV: B20/B28/B7 WCDMA B1/B2/B4 TX0/RX0, W5/W8 RX1 GSM1800/GSM1900/GSM850/GSM900 TR0/RX0
ANT1: Main antenna(Low band) DIV Antenna (Middle&High band)	NR n1/n3/n7/n38/n41/n66 RX1, N5/N8/N28 TX0/RX0, ASDIV: B20_N7, B28_N7 LTE B1/B2/B3/B4/B7/B34/B38/B39/B40/B41/B66 RX1, B5/B8/B12/B18/B19/B20/B26/B28 TR0/RX0, B32 RX1, ASDIV: B20/B28/B7 WCDMA B1/B2/B4 RX1, W5/W8 TX0/RX0. GSM1800/GSM1900/GSM850/GSM900 RX1
ANT2: GPS/WIFI-2.4G/BT	ANT2: GPS/WIFI-2.4G/BT GPS RX, WIFI2.4G CH0
ANT3: NR & LTE MIMO Antenna	NR n1/n3/n7/n38/n41/n66 RX, N77/78 TX0/RX0 LTE B1/B2/B3/B4/B7/B34/B38/B39/B40/B41/B66 RX, LTE B42/43 TX0
ANT4: WIFI MIMO	WIFI-2.4G MIMO CH1, WIFI-5G/6E MIMO CH1
ANT5: NR MIMO Antenna	NR n77/n78 RX LTE B42/B43 RX
ANT6: MIMO Antenna	NR n1/n3/n7/n38/n41/n66/n77/n78 RX LTE B1/B2/B3/B4/B7/B34/B38/B39/B40/B41/B66 RX
ANT7: NR MIMO Antenna	NR n77/n78
Ant11: NFC Antenna	NFC
ANT12: WIFI-5G/6E	WIFI-5G/6E CH0

Appendix D. PD Test Setup Photos


Body PD Exposure Condition



Back at 2 mm



Back at 8.59 mm



Back at 10 mm