

11_HAC T-Coil_LTE Band 41_20M_16QAM_1RB_0Offset_Ch40620 (Y)

Communication System: UID 0, LTE-TDD (0); Frequency: 2593 MHz

Medium: Air Medium parameters used: $\sigma = 0$ S/m, $\epsilon_r = 1$; $\rho = 0$ kg/m³

Ambient Temperature : 23.4 °C

DASY5 Configuration:

- Probe: AM1DV3 - 3093; Calibrated: 2020.11.27
- Sensor-Surface: 0mm (Fix Surface)
- Electronics: DAE4 Sn799; Calibrated: 2021.3.26
- Phantom: HAC Test Arch with AMCC; Type: SD HAC P01 BA;
- Measurement SW: DASY52, Version 52.10 (4); SEMCAD X Version 14.6.14 (7483)

Ch40620/y (transversal) 4.2mm 50 x 50/ABM Interpolated SNR(x,y,z) (121x121x1):

Interpolated grid: dx=1.000 mm, dy=1.000 mm

ABM1/ABM2 = 35.41 dB

ABM1 comp = -9.05 dBA/m

BWC Factor = 0.16 dB

Location: -3.3, -4.2, 3.7 mm



0 dB = 58.93 = 35.41 dB

12_HAC_T-Coil_LTE Bnnd42_20M_16QAM_1RB_0Offset_Ch43340_(Z)

Communication System: LTE TDD ; Frequency: 3575 MHz

Medium: Air Medium parameters used: $\sigma = 0$ S/m, $\epsilon_r = 1$; $\rho = 0$ kg/m³

Ambient Temperature : 23.5 °C

DASY5 Configuration

- Probe: AM1DV3 - 3130; ; Calibrated: 2020/11/26
- Sensor-Surface: 0mm (Fix Surface)
- Electronics: DAE4 Sn854; Calibrated: 2021/4/8
- Phantom: HAC Test Arch with AMCC; Type: SD HAC P01 BA;
- Measurement SW: DASY52, Version 52.10 (4); SEMCAD X Version 14.6.14 (7483)


General Scans/z (axial) 4.2mm 50 x 50 2/ABM Interpolated SNR(x,y,z) (121x121x1):

Interpolated grid: dx=1.000 mm, dy=1.000 mm

ABM1/ABM2 = 28.92 dB

ABM1 comp = -1.11 dBA/m

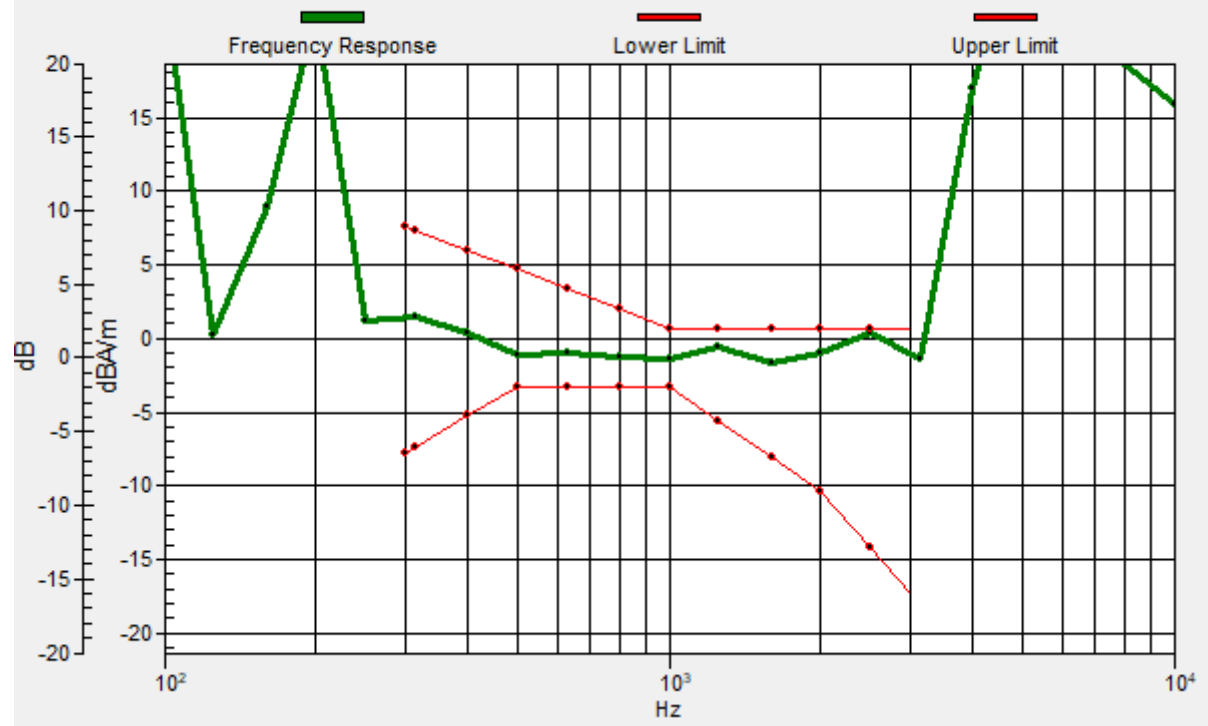
Location: 4, -16.6, 3.7 mm



0 dB = 42.96 = 32.66 dB

General Scans/z (axial) wideband at best S/N/ABM Freq Resp(x,y,z,f)

Loc: 4, -18, 3.7 mm Diff: 0.28dB



12_HAC_T-Coil_LTE Band 42_16QAM_1RB_0Offset_Ch43340(Y)

Communication System: LTE TDD ; Frequency: 3575 MHz

Medium: Air Medium parameters used: $\sigma = 0$ S/m, $\epsilon_r = 1$; $\rho = 0$ kg/m³

Ambient Temperature : 23.5 °C

DASY5 Configuration

- Probe: AM1DV3 - 3130; ; Calibrated: 2020/11/26
- Sensor-Surface: 0mm (Fix Surface)
- Electronics: DAE4 Sn854; Calibrated: 2021/4/8
- Phantom: HAC Test Arch with AMCC; Type: SD HAC P01 BA;
- Measurement SW: DASY52, Version 52.10 (4); SEMCAD X Version 14.6.14 (7483)


General Scans/y (transversal) 4.2mm 50 x 50/ABM Interpolated SNR(x,y,z) (121x121x1):

Interpolated grid: dx=1.000 mm, dy=1.000 mm

ABM1/ABM2 = 21.67 dB

ABM1 comp = -17.39 dBA/m

Location: -4.4, -20.1, 3.7 mm



0 dB = 15.69 = 23.91 dB

13_HAC_T-Coil_WLAN2.4GHz_802.11b 11Mbps_Ch6_Axial (Z)

Communication System: 802.11b; Frequency: 2437 MHz

Medium: Air Medium parameters used: $\sigma = 0$ S/m, $\epsilon_r = 1$; $\rho = 0$ kg/m³

Ambient Temperature : 23.5 °C

DASY5 Configuration

- Probe: AM1DV3 - 3130; ; Calibrated: 2020/11/26
- Sensor-Surface: 0mm (Fix Surface)
- Electronics: DAE4 Sn854; Calibrated: 2021/4/8
- Phantom: HAC Test Arch with AMCC; Type: SD HAC P01 BA;
- Measurement SW: DASY52, Version 52.10 (4); SEMCAD X Version 14.6.14 (7483)


General Scans/z (axial) 4.2mm 50 x 50 2/ABM Interpolated SNR(x,y,z) (121x121x1):

Interpolated grid: dx=1.000 mm, dy=1.000 mm

ABM1/ABM2 = 40.03 dB

ABM1 comp = 1.84 dBA/m

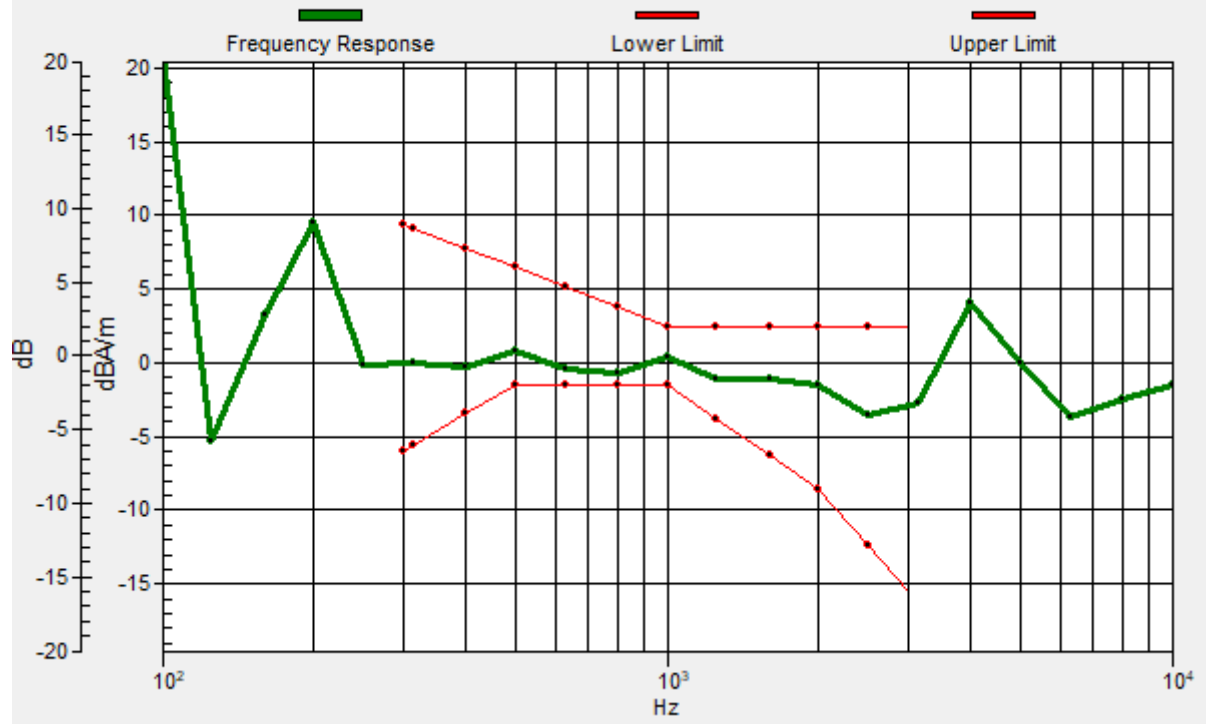
Location: 4, -10.3, 3.7 mm



0 dB = 100.4 = 40.03 dB

General Scans/z (axial) wideband at best S/N 2 2/ABM Freq Resp(x,y,z,f)

Loc: 4, -11, 3.7 mm Diff: 0.85dB



13_HAC_T-Coil_WLAN2.4GHz_802.11b 11Mbps_Ch6_Transversal (Y)

Communication System: 802.11b; Frequency: 2437 MHz

Medium: Air Medium parameters used: $\sigma = 0$ S/m, $\epsilon_r = 1$; $\rho = 0$ kg/m³

Ambient Temperature : 23.5 °C

DASY5 Configuration

- Probe: AM1DV3 - 3130; ; Calibrated: 2020/11/26
- Sensor-Surface: 0mm (Fix Surface)
- Electronics: DAE4 Sn854; Calibrated: 2021/4/8
- Phantom: HAC Test Arch with AMCC; Type: SD HAC P01 BA;
- Measurement SW: DASY52, Version 52.10 (4); SEMCAD X Version 14.6.14 (7483)

General Scans/y (transversal) 4.2mm 50 x 50/ABM Interpolated SNR(x,y,z) (121x121x1):

Interpolated grid: dx=1.000 mm, dy=1.000 mm

ABM1/ABM2 = 32.97 dB

ABM1 comp = -9.74 dBA/m

Location: -0.9, -18, 3.7 mm



0 dB = 44.51 = 32.97 dB

14_HAC_T-Coil_WLAN5.2G_802.11ac-VHT80 MCS0_Ch42(Z)

Communication System: UID 0, WLAN5GHz (0); Frequency: 5210 MHz

Medium: Air Medium parameters used: $\sigma = 0$ S/m, $\epsilon_r = 1$; $\rho = 0$ kg/m³

Ambient Temperature : 23.5 °C

DASY5 Configuration:

- Probe: AM1DV3 - 3093; Calibrated: 2020.11.27
- Sensor-Surface: 0mm (Fix Surface)
- Electronics: DAE4 Sn799; Calibrated: 2021.3.26
- Phantom: HAC Test Arch with AMCC; Type: SD HAC P01 BA;
- Measurement SW: DASY52, Version 52.10 (4); SEMCAD X Version 14.6.14 (7483)

Ch42/z (axial) 4.2mm 50 x 50/ABM Interpolated SNR(x,y,z) (121x121x1):


Interpolated grid: dx=1.000 mm, dy=1.000 mm

ABM1/ABM2 = 62.80 dB

ABM1 comp = 3.80 dBA/m

BWC Factor = 0.16 dB

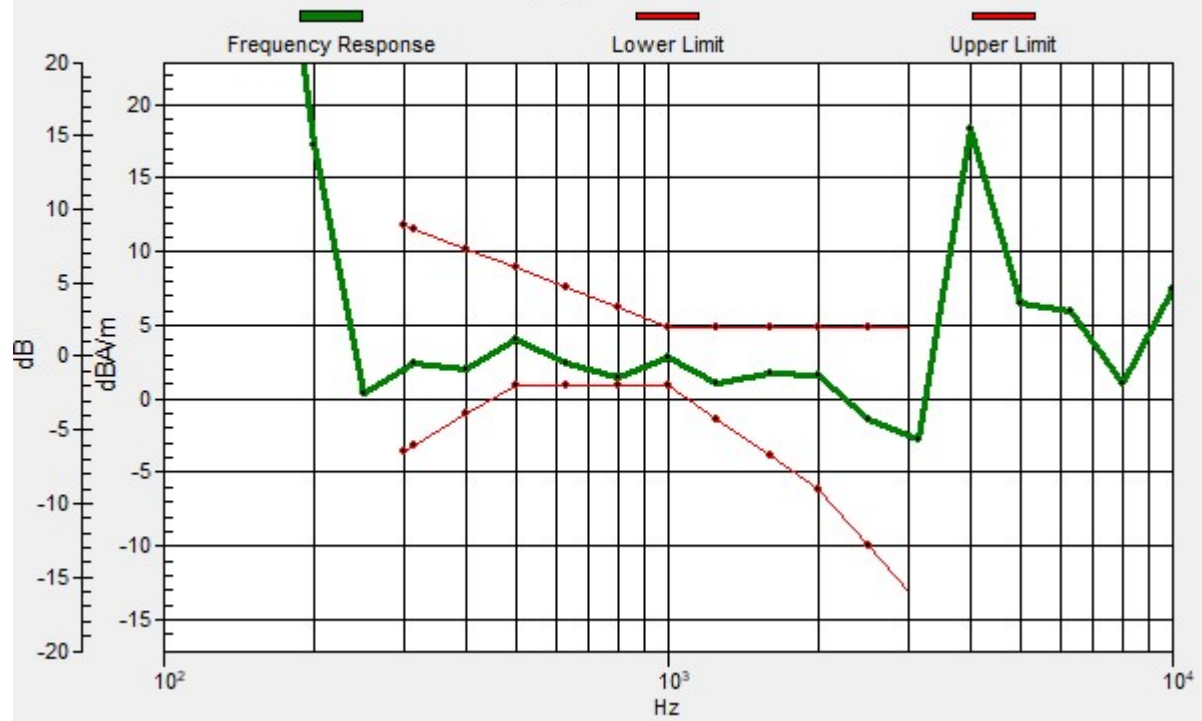
Location: 5.4, -10, 3.7 mm



0 dB = 1381 = 62.80 dB

Ch/z (axial) wideband at best S/N/ABM Freq Resp(x,y,z,f)

Loc: 5.4, -10, 3.7 mm Diff: 0.61dB



14_HAC_T-Coil_WLAN5.2G_802.11ac-VHT80 MCS0_Ch42(Y)

Communication System: UID 0, WLAN5GHz (0); Frequency: 5210 MHz

Medium: Air Medium parameters used: $\sigma = 0$ S/m, $\epsilon_r = 1$; $\rho = 0$ kg/m³

Ambient Temperature : 23.5 °C

DASY5 Configuration:

- Probe: AM1DV3 - 3093; Calibrated: 2020.11.27
- Sensor-Surface: 0mm (Fix Surface)
- Electronics: DAE4 Sn799; Calibrated: 2021.3.26
- Phantom: HAC Test Arch with AMCC; Type: SD HAC P01 BA;
- Measurement SW: DASY52, Version 52.10 (4); SEMCAD X Version 14.6.14 (7483)

Ch42/y (transversal) 4.2mm 50 x 50/ABM Interpolated SNR(x,y,z) (121x121x1):


Interpolated grid: dx=1.000 mm, dy=1.000 mm

ABM1/ABM2 = 38.70 dB

ABM1 comp = -11.47 dBA/m

BWC Factor = 0.16 dB

Location: -4.2, -16.7, 3.7 mm



0 dB = 86.09 = 38.70 dB

15_HAC_T-Coil_WLAN5.3G_802.11ac-VHT80 MCS0_Ch58(Z)

Communication System: UID 0, WLAN5GHz (0); Frequency: 5290 MHz

Medium: Air Medium parameters used: $\sigma = 0$ S/m, $\epsilon_r = 1$; $\rho = 0$ kg/m³

Ambient Temperature : 23.5 °C

DASY5 Configuration:

- Probe: AM1DV3 - 3093; Calibrated: 2020.11.27
- Sensor-Surface: 0mm (Fix Surface)
- Electronics: DAE4 Sn799; Calibrated: 2021.3.26
- Phantom: HAC Test Arch with AMCC; Type: SD HAC P01 BA;
- Measurement SW: DASY52, Version 52.10 (4); SEMCAD X Version 14.6.14 (7483)

Ch58/z (axial) 4.2mm 50 x 50/ABM Interpolated SNR(x,y,z) (121x121x1):


Interpolated grid: dx=1.000 mm, dy=1.000 mm

ABM1/ABM2 = 44.85 dB

ABM1 comp = -0.40 dBA/m

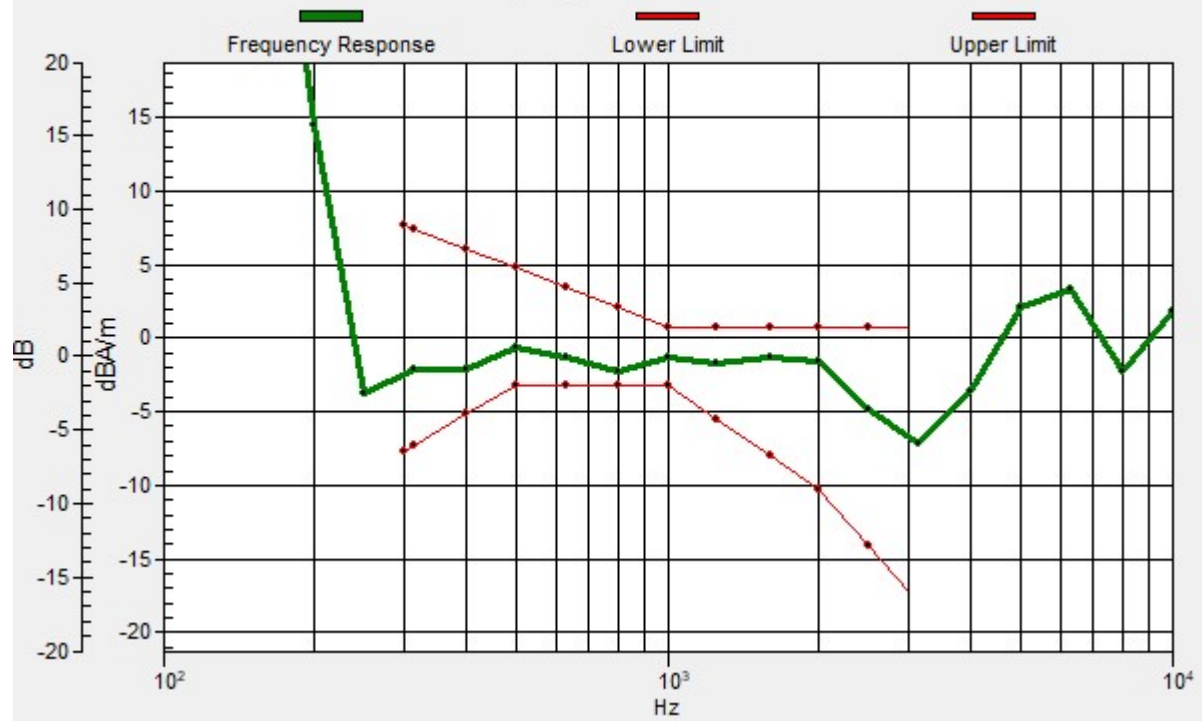
BWC Factor = 0.16 dB

Location: 3.8, -12.5, 3.7 mm



Ch/z (axial) wideband at best S/N/ABM Freq Resp(x,y,z,f)

Loc: 5, -12.4, 3.7 mm Diff: 0.95dB



15_HAC_T-Coil_WLAN5.3G_802.11ac-VHT80 MCS0_Ch58(Y)

Communication System: UID 0, WLAN5GHz (0); Frequency: 5290 MHz

Medium: Air Medium parameters used: $\sigma = 0$ S/m, $\epsilon_r = 1$; $\rho = 0$ kg/m³

Ambient Temperature : 23.0 °C

DASY5 Configuration:

- Probe: AM1DV3 - 3093; Calibrated: 2020.11.27
- Sensor-Surface: 0mm (Fix Surface)
- Electronics: DAE4 Sn799; Calibrated: 2021.3.26
- Phantom: HAC Test Arch with AMCC; Type: SD HAC P01 BA;
- Measurement SW: DASY52, Version 52.10 (4); SEMCAD X Version 14.6.14 (7483)

Ch58/y (transversal) 4.2mm 50 x 50/ABM Interpolated SNR(x,y,z) (121x121x1):


Interpolated grid: dx=1.000 mm, dy=1.000 mm

ABM1/ABM2 = 34.60 dB

ABM1 comp = -13.94 dBA/m

BWC Factor = 0.16 dB

Location: -3.7, -20.8, 3.7 mm



0 dB = 53.71 = 34.60 dB

16_HAC_T-Coil_WLAN5.5G_802.11ac-VHT80 MCS0_Ch106(Z)

Communication System: UID 0, WLAN5GHz (0); Frequency: 5530 MHz

Medium: Air Medium parameters used: $\sigma = 0$ S/m, $\epsilon_r = 1$; $\rho = 0$ kg/m³

Ambient Temperature : 23.5 °C

DASY5 Configuration:

- Probe: AM1DV3 - 3093; Calibrated: 2020.11.27
- Sensor-Surface: 0mm (Fix Surface)
- Electronics: DAE4 Sn799; Calibrated: 2021.3.26
- Phantom: HAC Test Arch with AMCC; Type: SD HAC P01 BA;
- Measurement SW: DASY52, Version 52.10 (4); SEMCAD X Version 14.6.14 (7483)

Ch106/z (axial) 4.2mm 50 x 50/ABM Interpolated SNR(x,y,z) (121x121x1): Interpolated


grid: dx=1.000 mm, dy=1.000 mm

ABM1/ABM2 = 47.51 dB

ABM1 comp = 3.25 dBA/m

BWC Factor = 0.16 dB

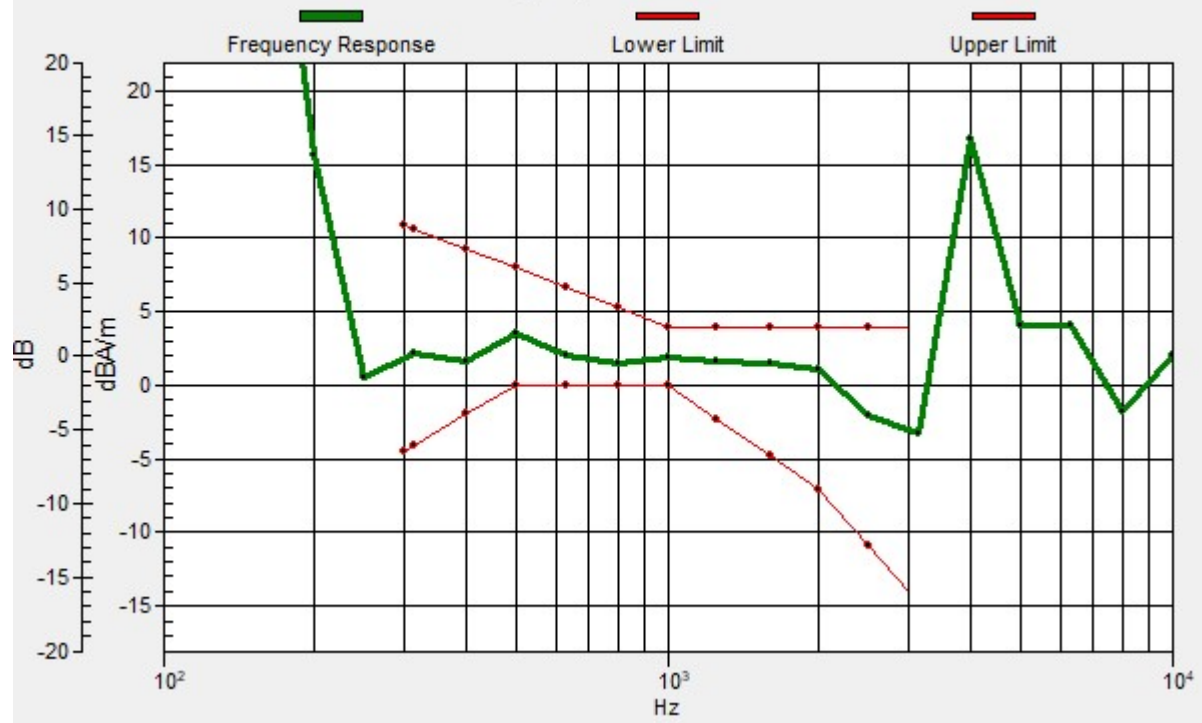
Location: 4.2, -9.2, 3.7 mm



0 dB = 237.3 = 47.51 dB

Ch/z (axial) wideband at best S/N/ABM Freq Resp(x,y,z,f)

Loc: 6.4, -9.2, 3.7 mm Diff: 1.51dB



16_HAC_T-Coil_WLAN5.5G_802.11ac-VHT80 MCS0_Ch106(Y)

Communication System: UID 0, WLAN5GHz (0); Frequency: 5530 MHz

Medium: Air Medium parameters used: $\sigma = 0$ S/m, $\epsilon_r = 1$; $\rho = 0$ kg/m³

Ambient Temperature : 23.5 °C

DASY5 Configuration:

- Probe: AM1DV3 - 3093; Calibrated: 2020.11.27
- Sensor-Surface: 0mm (Fix Surface)
- Electronics: DAE4 Sn799; Calibrated: 2021.3.26
- Phantom: HAC Test Arch with AMCC; Type: SD HAC P01 BA;
- Measurement SW: DASY52, Version 52.10 (4); SEMCAD X Version 14.6.14 (7483)

Ch106/y (transversal) 4.2mm 50 x 50/ABM Interpolated SNR(x,y,z) (121x121x1):


Interpolated grid: dx=1.000 mm, dy=1.000 mm

ABM1/ABM2 = 38.26 dB

ABM1 comp = -10.45 dBA/m

BWC Factor = 0.16 dB

Location: -2.1, -17.1, 3.7 mm



17_HAC_T-Coil_WLAN5.8G_802.11ac-VHT80 MCS0_Ch155(Z)

Communication System: UID 0, WLAN5GHz (0); Frequency: 5775 MHz

Medium: Air Medium parameters used: $\sigma = 0$ S/m, $\epsilon_r = 1$; $\rho = 0$ kg/m³

Ambient Temperature : 23.5 °C

DASY5 Configuration:

- Probe: AM1DV3 - 3093; Calibrated: 2020.11.27
- Sensor-Surface: 0mm (Fix Surface)
- Electronics: DAE4 Sn799; Calibrated: 2021.3.26
- Phantom: HAC Test Arch with AMCC; Type: SD HAC P01 BA;
- Measurement SW: DASY52, Version 52.10 (4); SEMCAD X Version 14.6.14 (7483)

Ch155/z (axial) 4.2mm 50 x 50/ABM Interpolated SNR(x,y,z) (121x121x1):


Interpolated grid: dx=1.000 mm, dy=1.000 mm

ABM1/ABM2 = 53.66 dB

ABM1 comp = 3.94 dBA/m

BWC Factor = 0.16 dB

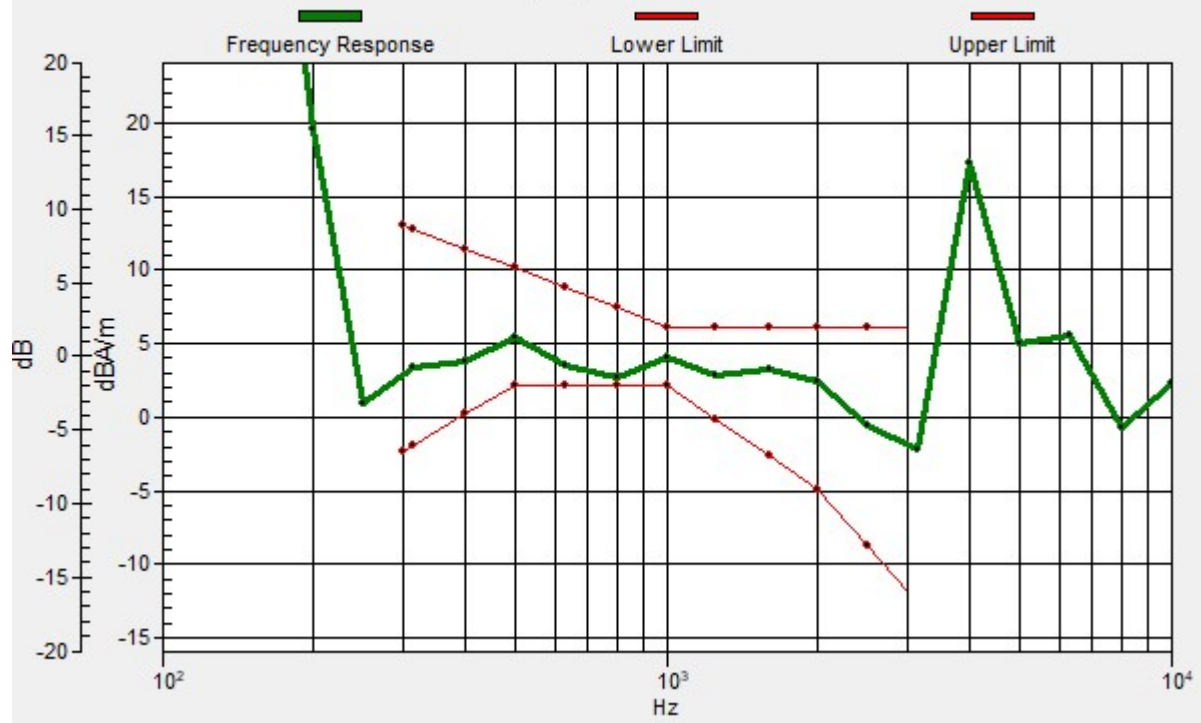
Location: 4.2, -8.3, 3.7 mm



0 dB = 482.0 = 53.66 dB

Ch/z (axial) wideband at best S/N/ABM Freq Resp(x,y,z,f)

Loc: 6.7, -9.1, 3.7 mm Diff: 0.6dB



17_HAC_T-Coil_WLAN5.8G_802.11ac-VHT80 MCS0_Ch155(Y)

Communication System: UID 0, WLAN5GHz (0); Frequency: 5775 MHz

Medium: Air Medium parameters used: $\sigma = 0$ S/m, $\epsilon_r = 1$; $\rho = 0$ kg/m³

Ambient Temperature : 23.5 °C

DASY5 Configuration:

- Probe: AM1DV3 - 3093; Calibrated: 2020.11.27
- Sensor-Surface: 0mm (Fix Surface)
- Electronics: DAE4 Sn799; Calibrated: 2021.3.26
- Phantom: HAC Test Arch with AMCC; Type: SD HAC P01 BA;
- Measurement SW: DASY52, Version 52.10 (4); SEMCAD X Version 14.6.14 (7483)

Ch155/y (transversal) 4.2mm 50 x 50/ABM Interpolated SNR(x,y,z) (121x121x1):


Interpolated grid: dx=1.000 mm, dy=1.000 mm

ABM1/ABM2 = 39.26 dB

ABM1 comp = -10.21 dBA/m

BWC Factor = 0.16 dB

Location: -3.3, -17.5, 3.7 mm



0 dB = 91.81 = 39.26 dB

18_HAC_T-Coil_GSM850_EDGE 2Tx_Ch189_Axial (Z)

Communication System: GSM850; Frequency: 836.4 MHz

Medium: Air Medium parameters used: $\sigma = 0$ S/m, $\epsilon_r = 1$; $\rho = 0$ kg/m³

Ambient Temperature : 23.5 °C

DASY5 Configuration

- Probe: AM1DV3 - 3130; ; Calibrated: 2020/11/26
- Sensor-Surface: 0mm (Fix Surface)
- Electronics: DAE4 Sn854; Calibrated: 2021/4/8
- Phantom: HAC Test Arch with AMCC; Type: SD HAC P01 BA;
- Measurement SW: DASY52, Version 52.10 (4); SEMCAD X Version 14.6.14 (7483)


General Scans/z (axial) 4.2mm 50 x 50 2/ABM Interpolated SNR(x,y,z) (121x121x1):

Interpolated grid: dx=1.000 mm, dy=1.000 mm

ABM1/ABM2 = 25.41 dB

ABM1 comp = 4.53 dBA/m

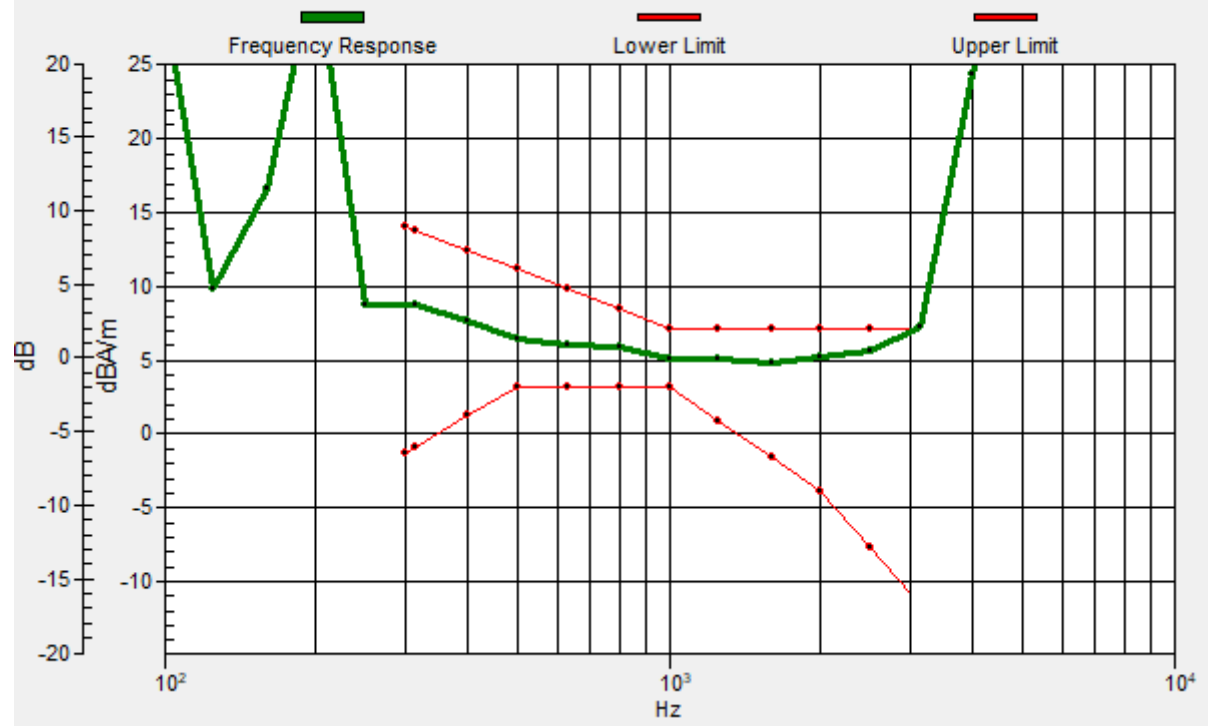
Location: 7.5, -10.3, 3.7 mm



0 dB = 18.65 = 25.41 dB

General Scans/z (axial) wideband at best S/N/ABM Freq Resp(x,y,z,f)

Loc: 4, -11, 3.7 mm Diff: 0.27dB



18_HAC_T-Coil_GSM850_EDGE 2Tx_Ch189_Transversal (Y)

Communication System: GSM850 ; Frequency: 836.4 MHz

Medium: Air Medium parameters used: $\sigma = 0$ S/m, $\epsilon_r = 1$; $\rho = 0$ kg/m³

Ambient Temperature : 23.5 °C

DASY5 Configuration

- Probe: AM1DV3 - 3130; ; Calibrated: 2020/11/26
- Sensor-Surface: 0mm (Fix Surface)
- Electronics: DAE4 Sn854; Calibrated: 2021/4/8
- Phantom: HAC Test Arch with AMCC; Type: SD HAC P01 BA;
- Measurement SW: DASY52, Version 52.10 (4); SEMCAD X Version 14.6.14 (7483)

General Scans/y (transversal) 4.2mm 50 x 50/ABM Interpolated SNR(x,y,z) (121x121x1):

Interpolated grid: dx=1.000 mm, dy=1.000 mm

ABM1/ABM2 = 44.75 dB

ABM1 comp = -2.56 dBA/m

Location: 3.3, 2.3, 3.7 mm



19_HAC_T-Coil_GSM1900_EDGE 2Tx_Ch661_Axial (Z)

Communication System: PCS; Frequency: 1880 MHz

Medium: Air Medium parameters used: $\sigma = 0$ S/m, $\epsilon_r = 1$; $\rho = 0$ kg/m³

Ambient Temperature : 23.5 °C

DASY5 Configuration

- Probe: AM1DV3 - 3130; ; Calibrated: 2020/11/26
- Sensor-Surface: 0mm (Fix Surface)
- Electronics: DAE4 Sn854; Calibrated: 2021/4/8
- Phantom: HAC Test Arch with AMCC; Type: SD HAC P01 BA;
- Measurement SW: DASY52, Version 52.10 (4); SEMCAD X Version 14.6.14 (7483)


General Scans/z (axial) 4.2mm 50 x 50 2/ABM Interpolated SNR(x,y,z) (121x121x1):

Interpolated grid: dx=1.000 mm, dy=1.000 mm

ABM1/ABM2 = 32.98 dB

ABM1 comp = 7.27 dBA/m

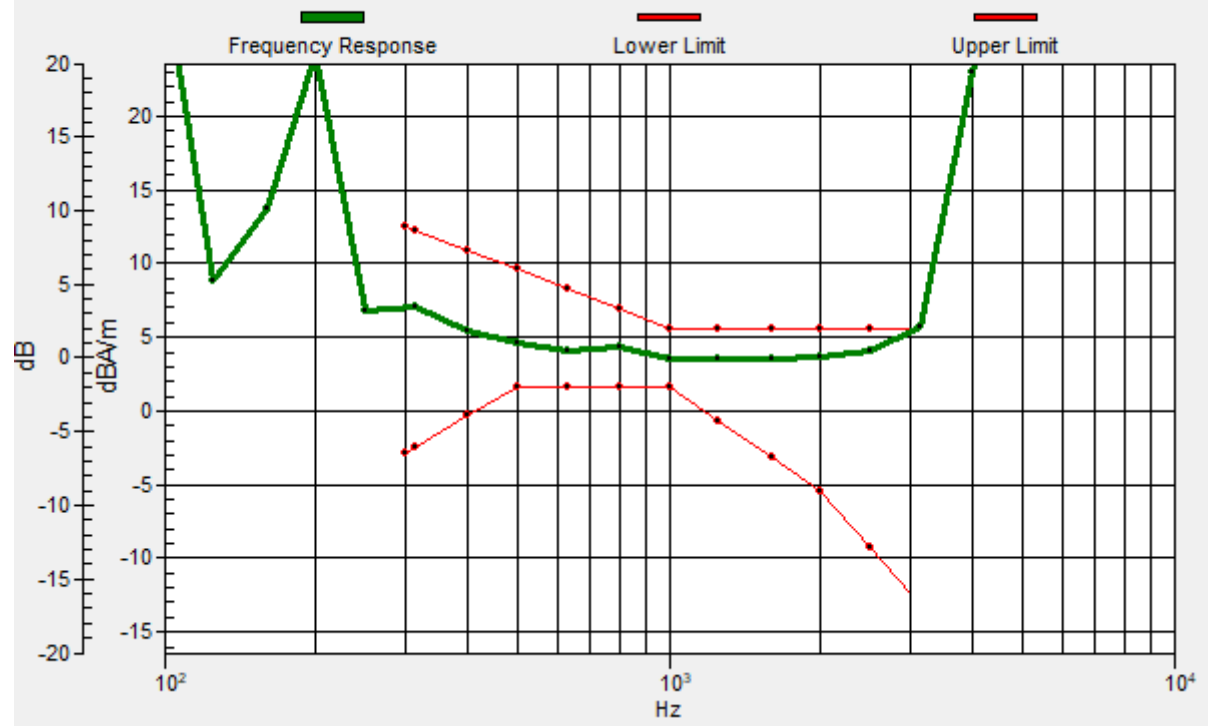
Location: 9.6, -10.3, 3.7 mm



0 dB = 44.55 = 32.98 dB

General Scans/z (axial) wideband at best S/N/ABM Freq Resp(x,y,z,f)

Loc: 11, -11, 3.7 mm Diff: 0.26dB



19_HAC_T-Coil_GSM1900_EDGE 2Tx_Ch661_Transversal (Y)

Communication System: PCS; Frequency: 1880 MHz

Medium: Air Medium parameters used: $\sigma = 0$ S/m, $\epsilon_r = 1$; $\rho = 0$ kg/m³

Ambient Temperature : 23.5 °C

DASY5 Configuration

- Probe: AM1DV3 - 3130; ; Calibrated: 2020/11/26
- Sensor-Surface: 0mm (Fix Surface)
- Electronics: DAE4 Sn854; Calibrated: 2021/4/8
- Phantom: HAC Test Arch with AMCC; Type: SD HAC P01 BA;
- Measurement SW: DASY52, Version 52.10 (4); SEMCAD X Version 14.6.14 (7483)


General Scans/y (transversal) 4.2mm 50 x 50/ABM Interpolated SNR(x,y,z) (121x121x1):

Interpolated grid: dx=1.000 mm, dy=1.000 mm

ABM1/ABM2 = 27.54 dB

ABM1 comp = -10.06 dBA/m

Location: -3.7, -25, 3.7 mm



0 dB = 23.83 = 27.54 dB

20_HAC_T-Coil_WCDMA II_HSPA_Ch9400_Axial (Z)

Communication System: WCDMA ; Frequency: 1880 MHz

Medium: Air Medium parameters used: $\sigma = 0$ S/m, $\epsilon_r = 1$; $\rho = 0$ kg/m³

Ambient Temperature : 23.5 °C

DASY5 Configuration

- Probe: AM1DV3 - 3130; ; Calibrated: 2020/11/26
- Sensor-Surface: 0mm (Fix Surface)
- Electronics: DAE4 Sn854; Calibrated: 2021/4/8
- Phantom: HAC Test Arch with AMCC; Type: SD HAC P01 BA;
- Measurement SW: DASY52, Version 52.10 (4); SEMCAD X Version 14.6.14 (7483)


General Scans/z (axial) 4.2mm 50 x 50 2/ABM Interpolated SNR(x,y,z) (121x121x1):

Interpolated grid: dx=1.000 mm, dy=1.000 mm

ABM1/ABM2 = 49.13 dB

ABM1 comp = 6.56 dBA/m

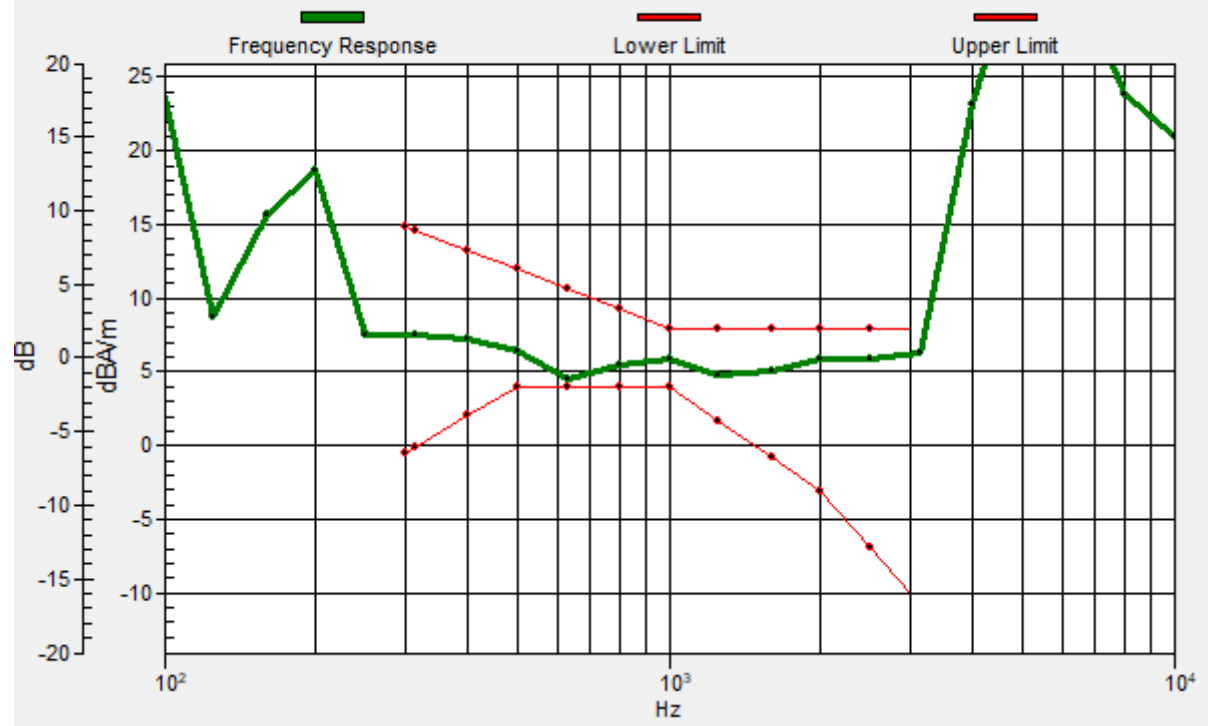
Location: 3.3, -11, 3.7 mm



0 dB = 286.2 = 49.13 dB

General Scans/z (axial) wideband at best S/N/ABM Freq Resp(x,y,z,f)

Loc: 4, -11, 3.7 mm Diff: 0.54dB



20_HAC_T-Coil_WCDMA II_HSPA_Ch9400_Transversal (Y)

Communication System: WCDMA; Frequency: 1880 MHz

Medium: Air Medium parameters used: $\sigma = 0$ S/m, $\epsilon_r = 1$; $\rho = 0$ kg/m³

Ambient Temperature : 23.5 °C

DASY5 Configuration

- Probe: AM1DV3 - 3130; ; Calibrated: 2020/11/26
- Sensor-Surface: 0mm (Fix Surface)
- Electronics: DAE4 Sn854; Calibrated: 2021/4/8
- Phantom: HAC Test Arch with AMCC; Type: SD HAC P01 BA;
- Measurement SW: DASY52, Version 52.10 (4); SEMCAD X Version 14.6.14 (7483)


General Scans/y (transversal) 4.2mm 50 x 50/ABM Interpolated SNR(x,y,z) (121x121x1):

Interpolated grid: dx=1.000 mm, dy=1.000 mm

ABM1/ABM2 = 44.33 dB

ABM1 comp = -1.73 dBA/m

Location: 4, -2.6, 3.7 mm



0 dB = 164.6 = 44.33 dB

21_HAC_T-Coil_WCDMA IV_HSPA_Ch1413_Axial (Z)

Communication System: WCDMA ; Frequency: 1732.6 MHz

Medium: Air Medium parameters used: $\sigma = 0$ S/m, $\epsilon_r = 1$; $\rho = 0$ kg/m³

Ambient Temperature : 23.5 °C

DASY5 Configuration

- Probe: AM1DV3 - 3130; ; Calibrated: 2020/11/26
- Sensor-Surface: 0mm (Fix Surface)
- Electronics: DAE4 Sn854; Calibrated: 2021/4/8
- Phantom: HAC Test Arch with AMCC; Type: SD HAC P01 BA;
- Measurement SW: DASY52, Version 52.10 (4); SEMCAD X Version 14.6.14 (7483)


General Scans/z (axial) 4.2mm 50 x 50 2/ABM Interpolated SNR(x,y,z) (121x121x1):

Interpolated grid: dx=1.000 mm, dy=1.000 mm

ABM1/ABM2 = 51.60 dB

ABM1 comp = 7.54 dBA/m

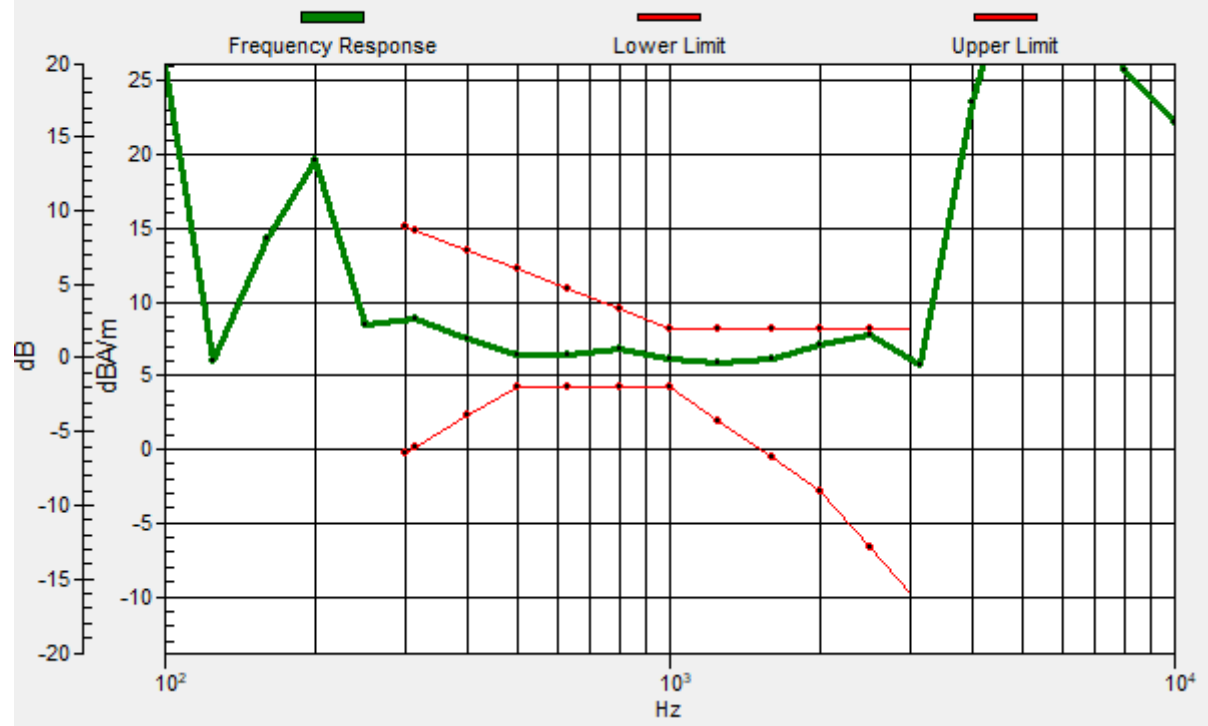
Location: 3.3, -11, 3.7 mm



0 dB = 357.2 = 51.06 dB

General Scans/z (axial) wideband at best S/N/ABM Freq Resp(x,y,z,f)

Loc: 4, -11, 3.7 mm Diff: 0.4dB



21_HAC_T-Coil_WCDMA IV_HSPA_Ch1413_Transversal (Y)

Communication System: WCDMA ; Frequency: 1732.6 MHz

Medium: Air Medium parameters used: $\sigma = 0$ S/m, $\epsilon_r = 1$; $\rho = 0$ kg/m³

Ambient Temperature : 23.5 °C

DASY5 Configuration

- Probe: AM1DV3 - 3130; ; Calibrated: 2020/11/26
- Sensor-Surface: 0mm (Fix Surface)
- Electronics: DAE4 Sn854; Calibrated: 2021/4/8
- Phantom: HAC Test Arch with AMCC; Type: SD HAC P01 BA;
- Measurement SW: DASY52, Version 52.10 (4); SEMCAD X Version 14.6.14 (7483)


General Scans/y (transversal) 4.2mm 50 x 50/ABM Interpolated SNR(x,y,z) (121x121x1):

Interpolated grid: dx=1.000 mm, dy=1.000 mm

ABM1/ABM2 = 45.41 dB

ABM1 comp = -0.62 dBA/m

Location: 4, -3.3, 3.7 mm



0 dB = 186.4 = 45.41 dB

22_HAC_T-Coil_WCDMA V_HSPA_Ch4182_Axial (Z)

Communication System: WCDMA ; Frequency: 836.4 MHz

Medium: Air Medium parameters used: $\sigma = 0$ S/m, $\epsilon_r = 1$; $\rho = 0$ kg/m³

Ambient Temperature : 23.5 °C

DASY5 Configuration

- Probe: AM1DV3 - 3130; ; Calibrated: 2020/11/26
- Sensor-Surface: 0mm (Fix Surface)
- Electronics: DAE4 Sn854; Calibrated: 2021/4/8
- Phantom: HAC Test Arch with AMCC; Type: SD HAC P01 BA;
- Measurement SW: DASY52, Version 52.10 (4); SEMCAD X Version 14.6.14 (7483)


General Scans/z (axial) 4.2mm 50 x 50 2/ABM Interpolated SNR(x,y,z) (121x121x1):

Interpolated grid: dx=1.000 mm, dy=1.000 mm

ABM1/ABM2 = 50.95 dB

ABM1 comp = 7.79 dBA/m

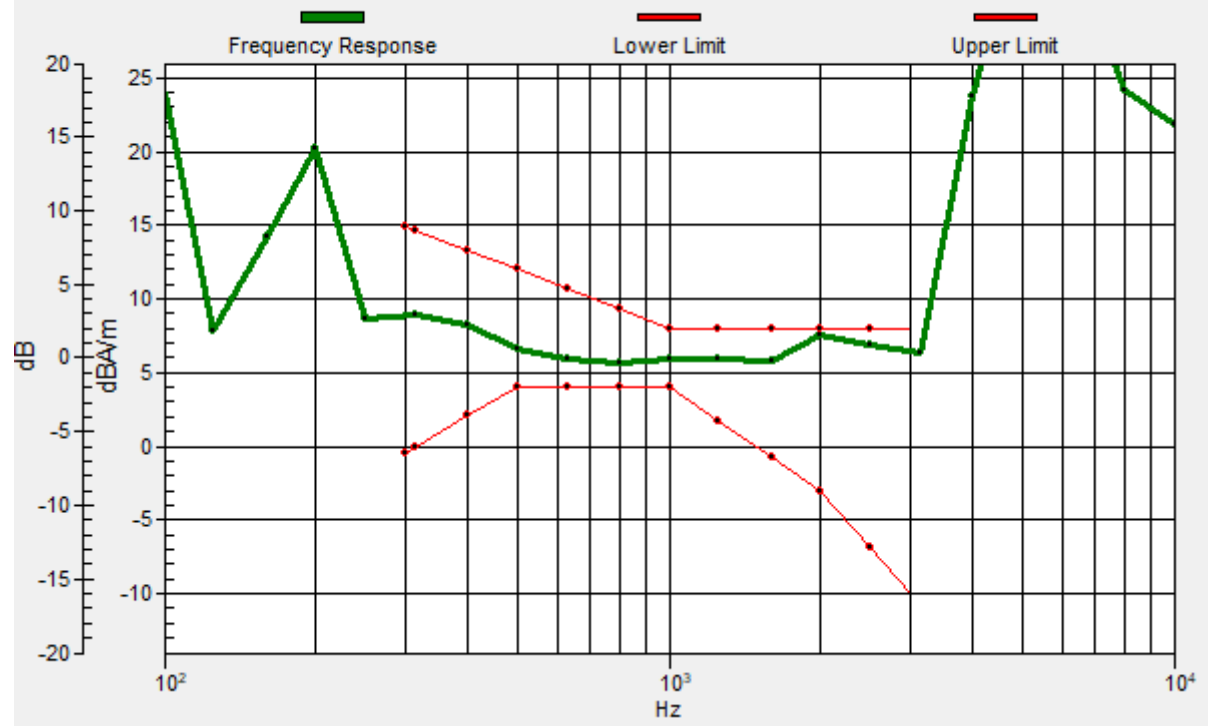
Location: 3.3, -11, 3.7 mm



0 dB = 352.7 = 50.95 dB

General Scans/z (axial) wideband at best S/N/ABM Freq Resp(x,y,z,f)

Loc: 4, -11, 3.7 mm Diff: 0.45dB



22_HAC_T-Coil_WCDMA V_HSPA_Ch4182_Transversal (Y)

Communication System: WCDMA ; Frequency: 836.4 MHz

Medium: Air Medium parameters used: $\sigma = 0$ S/m, $\epsilon_r = 1$; $\rho = 0$ kg/m³

Ambient Temperature : 23.5 °C

DASY5 Configuration

- Probe: AM1DV3 - 3130; ; Calibrated: 2020/11/26
- Sensor-Surface: 0mm (Fix Surface)
- Electronics: DAE4 Sn854; Calibrated: 2021/4/8
- Phantom: HAC Test Arch with AMCC; Type: SD HAC P01 BA;
- Measurement SW: DASY52, Version 52.10 (4); SEMCAD X Version 14.6.14 (7483)


General Scans/y (transversal) 4.2mm 50 x 50/ABM Interpolated SNR(x,y,z) (121x121x1):

Interpolated grid: dx=1.000 mm, dy=1.000 mm

ABM1/ABM2 = 45.28 dB

ABM1 comp = -0.48 dBA/m

Location: 4, -2.6, 3.7 mm



0 dB = 183.6 = 45.28 dB

23_HAC_T-Coil_LTE Band 2_20M_16QAM_1_0_Ch18900_Axial (Z)

Communication System: LTE; Frequency: 1880 MHz

Medium: Air Medium parameters used: $\sigma = 0$ S/m, $\epsilon_r = 1$; $\rho = 0$ kg/m³

Ambient Temperature : 23.5 °C

DASY5 Configuration

- Probe: AM1DV3 - 3130; ; Calibrated: 2020/11/26
- Sensor-Surface: 0mm (Fix Surface)
- Electronics: DAE4 Sn854; Calibrated: 2021/4/8
- Phantom: HAC Test Arch with AMCC; Type: SD HAC P01 BA;
- Measurement SW: DASY52, Version 52.10 (4); SEMCAD X Version 14.6.14 (7483)


General Scans/z (axial) 4.2mm 50 x 50 2/ABM Interpolated SNR(x,y,z) (121x121x1):

Interpolated grid: dx=1.000 mm, dy=1.000 mm

ABM1/ABM2 = 50.11 dB

ABM1 comp = 7.76 dBA/m

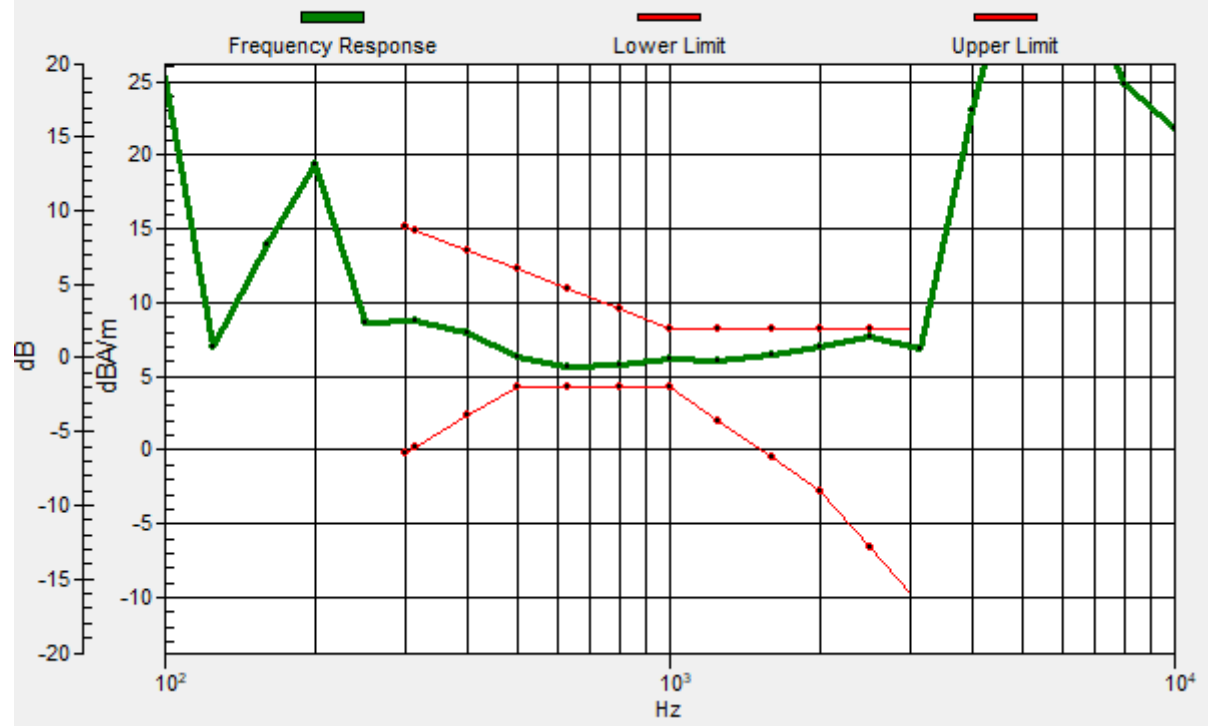
Location: 3.3, -10.3, 3.7 mm



0 dB = 320.3 = 50.11 dB

General Scans/z (axial) wideband at best S/N/ABM Freq Resp(x,y,z,f)

Loc: 4, -11, 3.7 mm Diff: 0.51dB



23_HAC_T-Coil_LTE Band 2_20M_16QAM_1_0_Ch18900_Transversal (Y)

Communication System: LTE ; Frequency: 1880 MHz

Medium: Air Medium parameters used: $\sigma = 0$ S/m, $\epsilon_r = 1$; $\rho = 0$ kg/m³

Ambient Temperature : 23.5 °C

DASY5 Configuration

- Probe: AM1DV3 - 3130; ; Calibrated: 2020/11/26
- Sensor-Surface: 0mm (Fix Surface)
- Electronics: DAE4 Sn854; Calibrated: 2021/4/8
- Phantom: HAC Test Arch with AMCC; Type: SD HAC P01 BA;
- Measurement SW: DASY52, Version 52.10 (4); SEMCAD X Version 14.6.14 (7483)


General Scans/y (transversal) 4.2mm 50 x 50/ABM Interpolated SNR(x,y,z) (121x121x1):

Interpolated grid: dx=1.000 mm, dy=1.000 mm

ABM1/ABM2 = 44.44 dB

ABM1 comp = -2.44 dBA/m

Location: 2.6, 2.3, 3.7 mm



0 dB = 166.8 = 44.44 dB

24_HAC_T-Coil_LTE Band 5_1.4M_16QAM_1_0_Ch20525_Axial (Z)

Communication System: LTE; Frequency: 836.5 MHz

Medium: Air Medium parameters used: $\sigma = 0$ S/m, $\epsilon_r = 1$; $\rho = 0$ kg/m³

Ambient Temperature : 23.5 °C

DASY5 Configuration

- Probe: AM1DV3 - 3130; ; Calibrated: 2020/11/26
- Sensor-Surface: 0mm (Fix Surface)
- Electronics: DAE4 Sn854; Calibrated: 2021/4/8
- Phantom: HAC Test Arch with AMCC; Type: SD HAC P01 BA;
- Measurement SW: DASY52, Version 52.10 (4); SEMCAD X Version 14.6.14 (7483)


General Scans/z (axial) 4.2mm 50 x 50 2/ABM Interpolated SNR(x,y,z) (121x121x1):

Interpolated grid: dx=1.000 mm, dy=1.000 mm

ABM1/ABM2 = 49.69 dB

ABM1 comp = 7.10 dBA/m

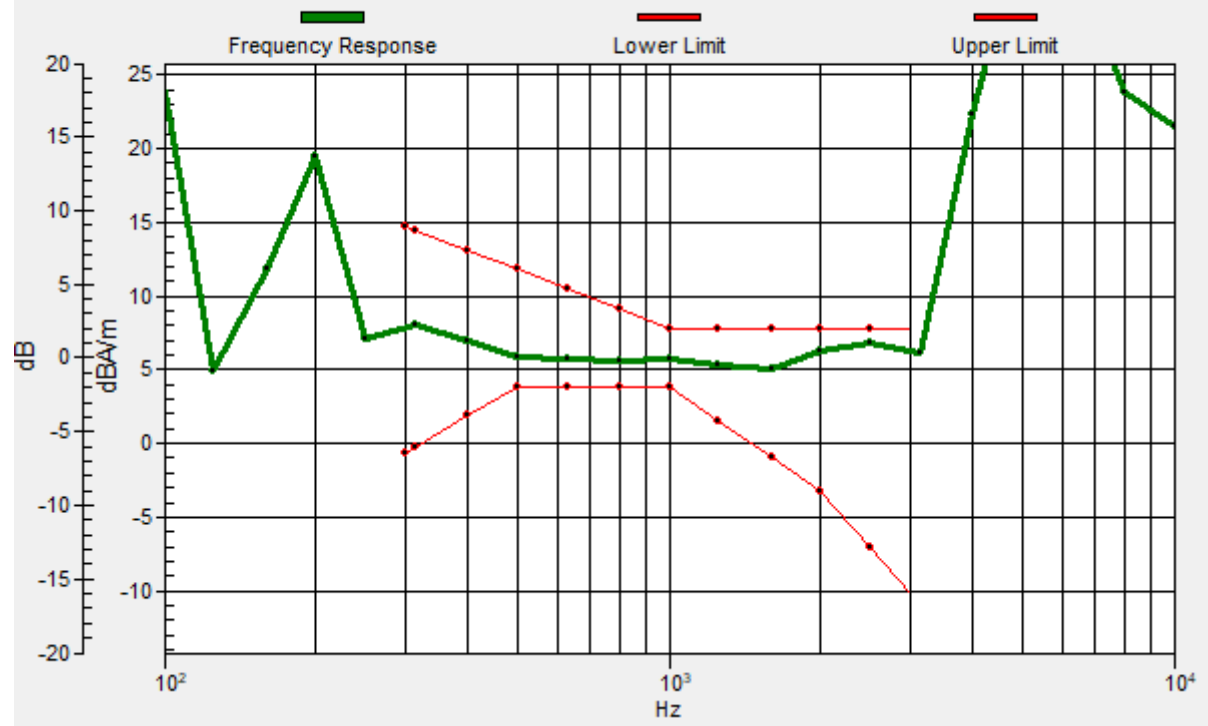
Location: 3.3, -11, 3.7 mm



0 dB = 305.1 = 49.69 dB

General Scans/z (axial) wideband at best S/N/ABM Freq Resp(x,y,z,f)

Loc: 4, -11, 3.7 mm Diff: 0.93dB



24_HAC_T-Coil_LTE Band 5_1.4M_16QAM_1_0_Ch20525_Transversal (Y)

Communication System: LTE; Frequency: 836.5 MHz

Medium: Air Medium parameters used: $\sigma = 0$ S/m, $\epsilon_r = 1$; $\rho = 0$ kg/m³

Ambient Temperature : 23.5 °C

DASY5 Configuration

- Probe: AM1DV3 - 3130; ; Calibrated: 2020/11/26
- Sensor-Surface: 0mm (Fix Surface)
- Electronics: DAE4 Sn854; Calibrated: 2021/4/8
- Phantom: HAC Test Arch with AMCC; Type: SD HAC P01 BA;
- Measurement SW: DASY52, Version 52.10 (4); SEMCAD X Version 14.6.14 (7483)

General Scans/y (transversal) 4.2mm 50 x 50/ABM Interpolated SNR(x,y,z) (121x121x1):

Interpolated grid: dx=1.000 mm, dy=1.000 mm

ABM1/ABM2 = 42.79 dB

ABM1 comp = -1.95 dBA/m

Location: 2.6, -1.9, 3.7 mm



0 dB = 137.9 = 42.79 dB

25_HAC_T-Coil_LTE Band 7_20M_16QAM_1_0_Ch21100_Axial (Z)

Communication System: LTE; Frequency: 2535 MHz

Medium: Air Medium parameters used: $\sigma = 0$ S/m, $\epsilon_r = 1$; $\rho = 0$ kg/m³

Ambient Temperature : 23.5 °C

DASY5 Configuration

- Probe: AM1DV3 - 3130; ; Calibrated: 2020/11/26
- Sensor-Surface: 0mm (Fix Surface)
- Electronics: DAE4 Sn854; Calibrated: 2021/4/8
- Phantom: HAC Test Arch with AMCC; Type: SD HAC P01 BA;
- Measurement SW: DASY52, Version 52.10 (4); SEMCAD X Version 14.6.14 (7483)


General Scans/z (axial) 4.2mm 50 x 50 2/ABM Interpolated SNR(x,y,z) (121x121x1):

Interpolated grid: dx=1.000 mm, dy=1.000 mm

ABM1/ABM2 = 49.74 dB

ABM1 comp = 6.89 dBA/m

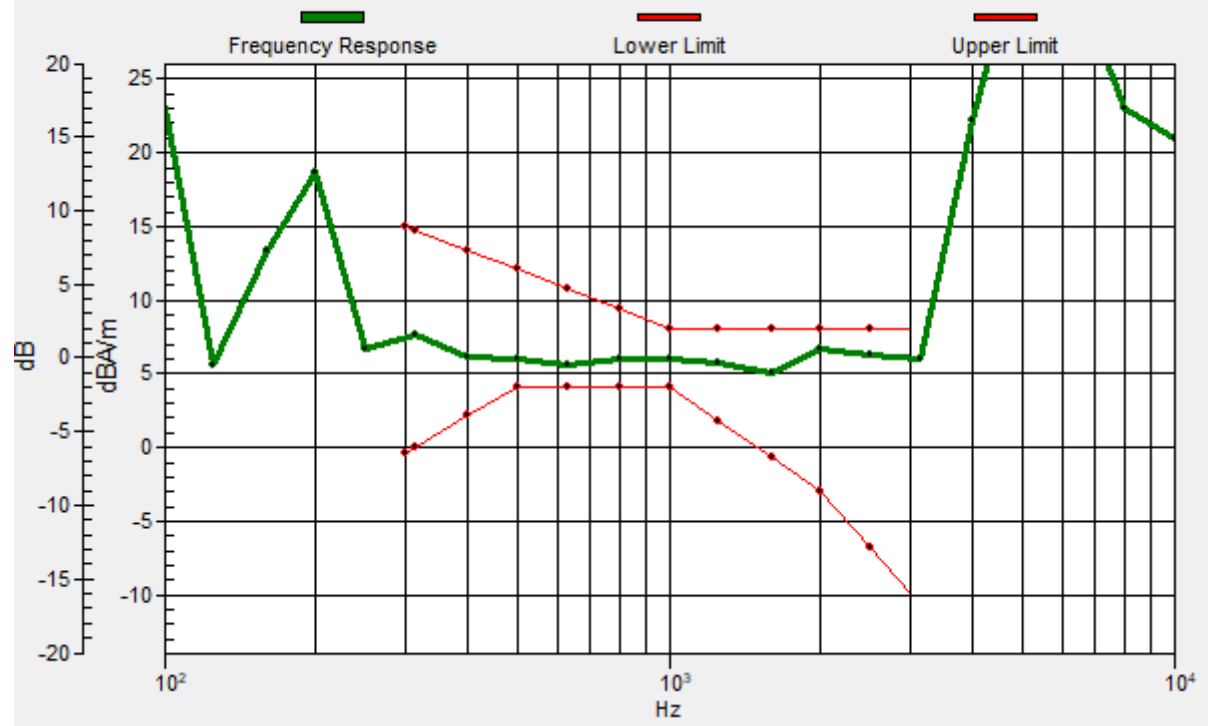
Location: 3.3, -11, 3.7 mm



0 dB = 306.9 = 49.74 dB

General Scans/z (axial) wideband at best S/N/ABM Freq Resp(x,y,z,f)

Loc: 4, -11, 3.7 mm Diff: 1.38dB



25_HAC_T-Coil_LTE Band 7_20M_16QAM_1_0_Ch21100_Transversal (Y)

Communication System: LTE; Frequency: 2535 MHz

Medium: Air Medium parameters used: $\sigma = 0$ S/m, $\epsilon_r = 1$; $\rho = 0$ kg/m³

Ambient Temperature : 23.5 °C

DASY5 Configuration

- Probe: AM1DV3 - 3130; ; Calibrated: 2020/11/26
- Sensor-Surface: 0mm (Fix Surface)
- Electronics: DAE4 Sn854; Calibrated: 2021/4/8
- Phantom: HAC Test Arch with AMCC; Type: SD HAC P01 BA;
- Measurement SW: DASY52, Version 52.10 (4); SEMCAD X Version 14.6.14 (7483)


General Scans/y (transversal) 4.2mm 50 x 50/ABM Interpolated SNR(x,y,z) (121x121x1):

Interpolated grid: dx=1.000 mm, dy=1.000 mm

ABM1/ABM2 = 43.41 dB

ABM1 comp = -1.64 dBA/m

Location: 3.3, -1.9, 3.7 mm



0 dB = 148.0 = 43.41 dB

26_HAC_T-Coil_LTE Band 26_15M_16QAM_1_0_Ch26865_Axial (Z)

Communication System: LTE ; Frequency: 831.5 MHz

Medium: Air Medium parameters used: $\sigma = 0$ S/m, $\epsilon_r = 1$; $\rho = 0$ kg/m³

Ambient Temperature : 23.5 °C

DASY5 Configuration

- Probe: AM1DV3 - 3130; ; Calibrated: 2020/11/26
- Sensor-Surface: 0mm (Fix Surface)
- Electronics: DAE4 Sn854; Calibrated: 2021/4/8
- Phantom: HAC Test Arch with AMCC; Type: SD HAC P01 BA;
- Measurement SW: DASY52, Version 52.10 (4); SEMCAD X Version 14.6.14 (7483)


General Scans/z (axial) 4.2mm 50 x 50 2/ABM Interpolated SNR(x,y,z) (121x121x1):

Interpolated grid: dx=1.000 mm, dy=1.000 mm

ABM1/ABM2 = 49.36 dB

ABM1 comp = 6.90 dBA/m

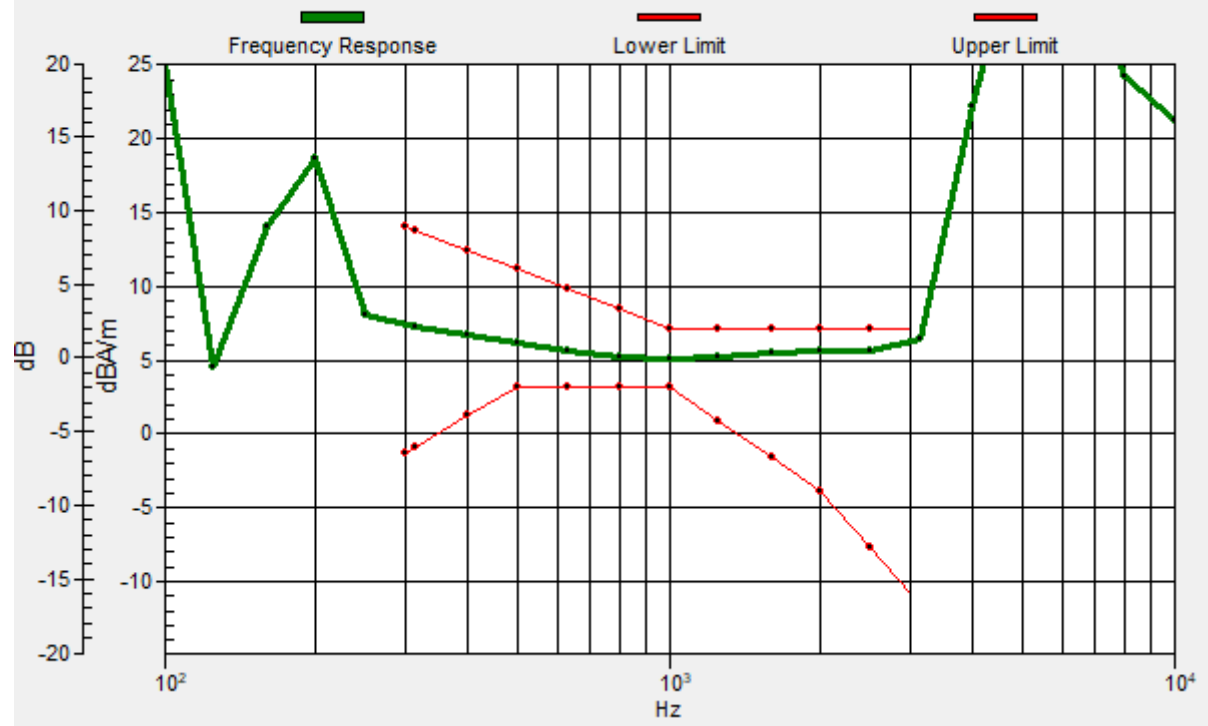
Location: 3.3, -11, 3.7 mm



0 dB = 293.8 = 49.36 dB

General Scans/z (axial) wideband at best S/N/ABM Freq Resp(x,y,z,f)

Loc: 4, -11, 3.7 mm Diff: 0.94dB



26_HAC_T-Coil_LTE Band 26_15M_16QAM_1_0_Ch26865_Transversal (Y)

Communication System: UID 0, LTE ; Frequency: 831.5 MHz

Medium: Air Medium parameters used: $\sigma = 0$ S/m, $\epsilon_r = 1$; $\rho = 0$ kg/m³

Ambient Temperature : 23.5 °C

DASY5 Configuration:

- Probe: AM1DV3 - 3130; Calibrated: 2020/11/26
- Sensor-Surface: 0mm (Fix Surface)
- Electronics: DAE4 Sn854; Calibrated: 2021/4/8
- Phantom: HAC Test Arch with AMCC; Type: SD HAC P01 BA;
- Measurement SW: DASY52, Version 52.10 (4); SEMCAD X Version 14.6.14 (7483)

General Scans/y(transversal) 4.2mm 50 x 50/ABM Interpolated SNR(x,y,z)


(71x71x1): Interpolated grid:

ABM1/ABM2 = 42.78 dB

ABM1 comp = -2.06 dBA/m

BWC Factor = 0.16 dB

Location: 2.6, -1.2, 3.7 mm



0 dB = 137.8 = 42.78 dB

27_HAC_T-Coil_LTE Band 66_20M_16QAM_1_0_Ch132322_Axial (Z)

Communication System: LTE ; Frequency: 1745 MHz

Medium: Air Medium parameters used: $\sigma = 0$ S/m, $\epsilon_r = 1$; $\rho = 0$ kg/m³

Ambient Temperature : 23.5 °C

DASY5 Configuration

- Probe: AM1DV3 - 3130; ; Calibrated: 2020/11/26
- Sensor-Surface: 0mm (Fix Surface)
- Electronics: DAE4 Sn854; Calibrated: 2021/4/8
- Phantom: HAC Test Arch with AMCC; Type: SD HAC P01 BA;
- Measurement SW: DASY52, Version 52.10 (4); SEMCAD X Version 14.6.14 (7483)


General Scans/z (axial) 4.2mm 50 x 50 2/ABM Interpolated SNR(x,y,z) (121x121x1):

Interpolated grid: dx=1.000 mm, dy=1.000 mm

ABM1/ABM2 = 49.32 dB

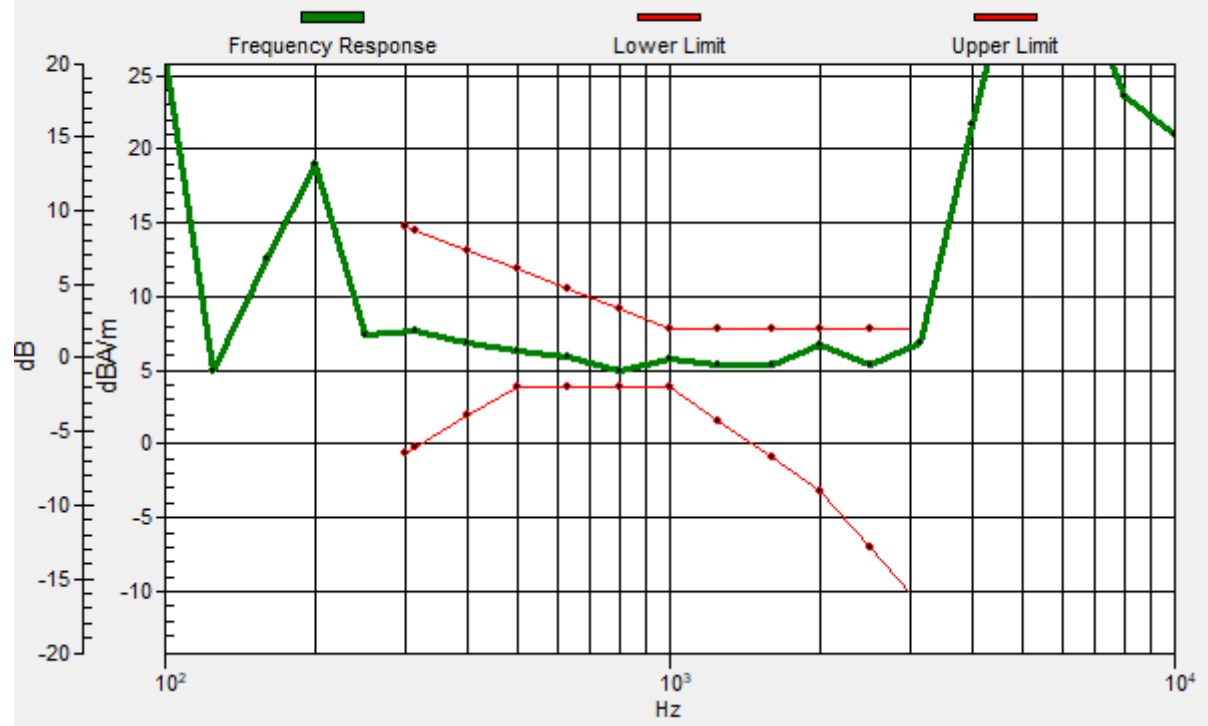
ABM1 comp = 7.05 dBA/m

Location: 3.3, -11, 3.7 mm



General Scans/z (axial) wideband at best S/N/ABM Freq Resp(x,y,z,f)

Loc: 4, -11, 3.7 mm Diff: 1.12dB



27_HAC_T-Coil_LTE Band 66_20M_16QAM_1_0_Ch132322_Transversal (Y)

Communication System: LTE ; Frequency: 1745 MHz

Medium: Air Medium parameters used: $\sigma = 0$ S/m, $\epsilon_r = 1$; $\rho = 0$ kg/m³

Ambient Temperature : 23.5 °C

DASY5 Configuration

- Probe: AM1DV3 - 3130; ; Calibrated: 2020/11/26
- Sensor-Surface: 0mm (Fix Surface)
- Electronics: DAE4 Sn854; Calibrated: 2021/4/8
- Phantom: HAC Test Arch with AMCC; Type: SD HAC P01 BA;
- Measurement SW: DASY52, Version 52.10 (4); SEMCAD X Version 14.6.14 (7483)


General Scans/y (transversal) 4.2mm 50 x 50/ABM Interpolated SNR(x,y,z) (121x121x1):

Interpolated grid: dx=1.000 mm, dy=1.000 mm

ABM1/ABM2 = 43.12 dB

ABM1 comp = -1.57 dBA/m

Location: 3.3, -1.9, 3.7 mm



0 dB = 143.1 = 43.11 dB

28_HAC_T-Coil_LTE Band 41_20M_QPSK_1_0_Ch40620_Axial (Z)

Communication System: LTE TDD ; Frequency: 2593 MHz

Medium: Air Medium parameters used: $\sigma = 0$ S/m, $\epsilon_r = 1$; $\rho = 0$ kg/m³

Ambient Temperature : 23.5 °C

DASY5 Configuration

- Probe: AM1DV3 - 3130; ; Calibrated: 2020/11/26
- Sensor-Surface: 0mm (Fix Surface)
- Electronics: DAE4 Sn854; Calibrated: 2021/4/8
- Phantom: HAC Test Arch with AMCC; Type: SD HAC P01 BA;
- Measurement SW: DASY52, Version 52.10 (4); SEMCAD X Version 14.6.14 (7483)


General Scans/z (axial) 4.2mm 50 x 50 2/ABM Interpolated SNR(x,y,z) (121x121x1):

Interpolated grid: dx=1.000 mm, dy=1.000 mm

ABM1/ABM2 = 46.11 dB

ABM1 comp = 8.06 dBA/m

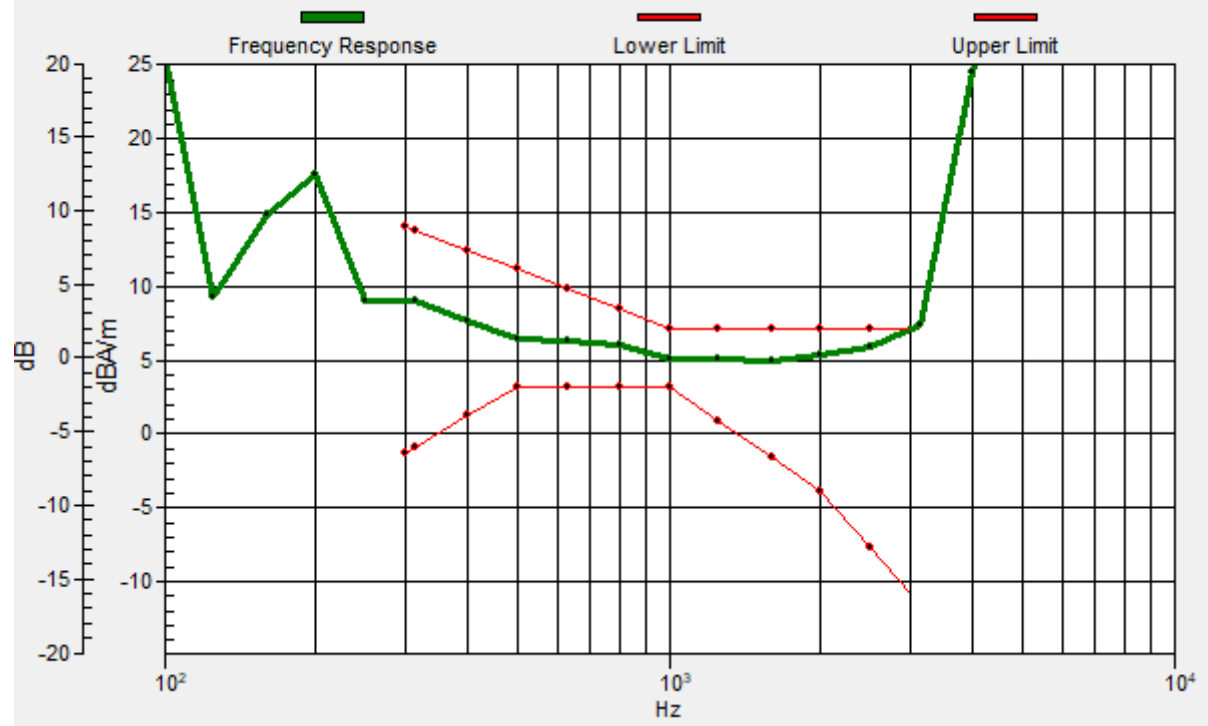
Location: 4, -11, 3.7 mm



0 dB = 202.0 = 46.11 dB

General Scans/z (axial) wideband at best S/N/ABM Freq Resp(x,y,z,f)

Loc: 4, -11, 3.7 mm Diff: 0.15dB



28_HAC_T-Coil_LTE Band 41_20M_QPSK_1_0_Ch40620_Transversal (Y)

Communication System: LTE TDD; Frequency: 2593 MHz

Medium: Air Medium parameters used: $\sigma = 0$ S/m, $\epsilon_r = 1$; $\rho = 0$ kg/m³

Ambient Temperature : 23.5 °C

DASY5 Configuration

- Probe: AM1DV3 - 3130; ; Calibrated: 2020/11/26
- Sensor-Surface: 0mm (Fix Surface)
- Electronics: DAE4 Sn854; Calibrated: 2021/4/8
- Phantom: HAC Test Arch with AMCC; Type: SD HAC P01 BA;
- Measurement SW: DASY52, Version 52.10 (4); SEMCAD X Version 14.6.14 (7483)

General Scans/y (transversal) 4.2mm 50 x 50/ABM Interpolated SNR(x,y,z) (121x121x1):

Interpolated grid: dx=1.000 mm, dy=1.000 mm

ABM1/ABM2 = 40.75 dB

ABM1 comp = -3.68 dBA/m

Location: 0.5, 2.3, 3.7 mm



29_HAC_T-Coil_LTE Band 42_20M_QPSK_1_0_Ch43340_Axial (Z)

Communication System: LTE TDD ; Frequency: 3575 MHz

Medium: Air Medium parameters used: $\sigma = 0$ S/m, $\epsilon_r = 1$; $\rho = 0$ kg/m³

Ambient Temperature : 23.5 °C

DASY5 Configuration

- Probe: AM1DV3 - 3130; ; Calibrated: 2020/11/26
- Sensor-Surface: 0mm (Fix Surface)
- Electronics: DAE4 Sn854; Calibrated: 2021/4/8
- Phantom: HAC Test Arch with AMCC; Type: SD HAC P01 BA;
- Measurement SW: DASY52, Version 52.10 (4); SEMCAD X Version 14.6.14 (7483)


General Scans/z (axial) 4.2mm 50 x 50 2/ABM Interpolated SNR(x,y,z) (121x121x1):

Interpolated grid: dx=1.000 mm, dy=1.000 mm

ABM1/ABM2 = 32.66 dB

ABM1 comp = 2.13 dBA/m

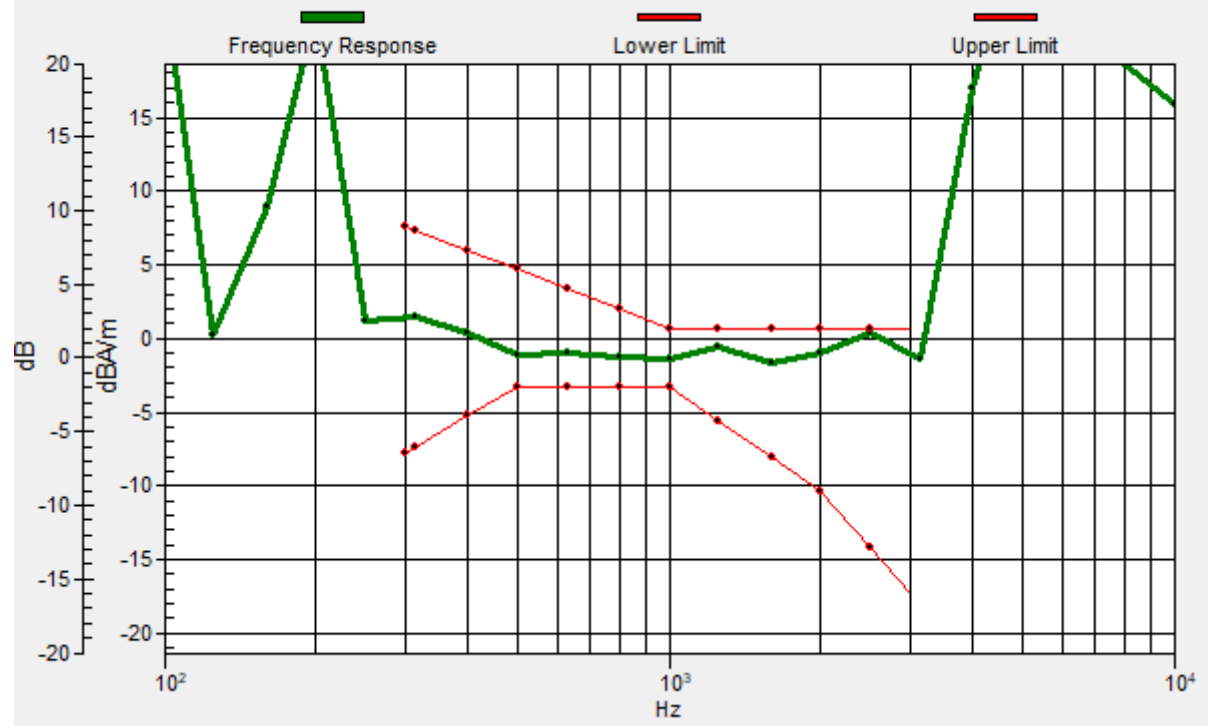
Location: 4, -16.6, 3.7 mm



0 dB = 42.96 = 32.66 dB

General Scans/z (axial) wideband at best S/N/ABM Freq Resp(x,y,z,f)

Loc: 4, -18, 3.7 mm Diff: 0.28dB



29_HAC_T-Coil_LTE Band 42_20M_QPSK_1_0_Ch43340_Transversal (Y)

Communication System: LTE TDD ; Frequency: 3575 MHz

Medium: Air Medium parameters used: $\sigma = 0$ S/m, $\epsilon_r = 1$; $\rho = 0$ kg/m³

Ambient Temperature : 23.5 °C

DASY5 Configuration

- Probe: AM1DV3 - 3130; ; Calibrated: 2020/11/26
- Sensor-Surface: 0mm (Fix Surface)
- Electronics: DAE4 Sn854; Calibrated: 2021/4/8
- Phantom: HAC Test Arch with AMCC; Type: SD HAC P01 BA;
- Measurement SW: DASY52, Version 52.10 (4); SEMCAD X Version 14.6.14 (7483)


General Scans/y (transversal) 4.2mm 50 x 50/ABM Interpolated SNR(x,y,z) (121x121x1):

Interpolated grid: dx=1.000 mm, dy=1.000 mm

ABM1/ABM2 = 23.91 dB

ABM1 comp = -8.07 dBA/m

Location: -4.4, -20.1, 3.7 mm



0 dB = 15.69 = 23.91 dB

30_HAC_T-Coil_WLAN2.4GHz_802.11b 11Mbps_Ch6_Axial (Z)

Communication System: 802.11b; Frequency: 2437 MHz

Medium: Air Medium parameters used: $\sigma = 0$ S/m, $\epsilon_r = 1$; $\rho = 0$ kg/m³

Ambient Temperature : 23.5 °C

DASY5 Configuration

- Probe: AM1DV3 - 3130; ; Calibrated: 2020/11/26
- Sensor-Surface: 0mm (Fix Surface)
- Electronics: DAE4 Sn854; Calibrated: 2021/4/8
- Phantom: HAC Test Arch with AMCC; Type: SD HAC P01 BA;
- Measurement SW: DASY52, Version 52.10 (4); SEMCAD X Version 14.6.14 (7483)


General Scans/z (axial) 4.2mm 50 x 50 2/ABM Interpolated SNR(x,y,z) (121x121x1):

Interpolated grid: dx=1.000 mm, dy=1.000 mm

ABM1/ABM2 = 44.54 dB

ABM1 comp = 7.04 dBA/m

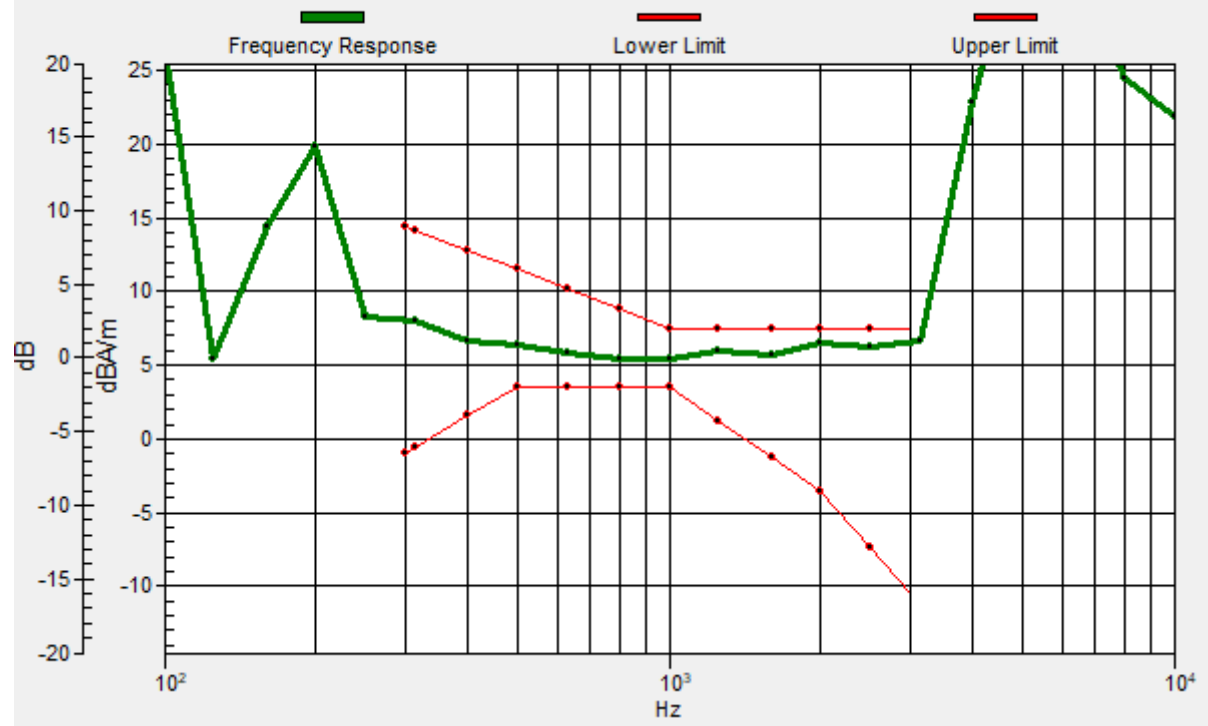
Location: 4, -11, 3.7 mm



0 dB = 168.7 = 44.54 dB

General Scans/z (axial) wideband at best S/N/ABM Freq Resp(x,y,z,f)

Loc: 4, -11, 3.7 mm Diff: 0.94dB



30_HAC_T-Coil_WLAN2.4GHz_802.11b 11Mbps_Ch6_Transversal (Y)

Communication System: 802.11b; Frequency: 2437 MHz

Medium: Air Medium parameters used: $\sigma = 0$ S/m, $\epsilon_r = 1$; $\rho = 0$ kg/m³

Ambient Temperature : 23.5 °C

DASY5 Configuration

- Probe: AM1DV3 - 3130; ; Calibrated: 2020/11/26
- Sensor-Surface: 0mm (Fix Surface)
- Electronics: DAE4 Sn854; Calibrated: 2021/4/8
- Phantom: HAC Test Arch with AMCC; Type: SD HAC P01 BA;
- Measurement SW: DASY52, Version 52.10 (4); SEMCAD X Version 14.6.14 (7483)


General Scans/y (transversal) 4.2mm 50 x 50/ABM Interpolated SNR(x,y,z) (121x121x1):

Interpolated grid: dx=1.000 mm, dy=1.000 mm

ABM1/ABM2 = 37.89 dB

ABM1 comp = -4.00 dBA/m

Location: -0.2, -17.3, 3.7 mm



31_HAC_T-Coil_WLAN5GHz_802.11ac-VHT80 MCS0_Ch58_Axial (Z)

Communication System: 802.11ac; Frequency: 5290 MHz

Medium: Air Medium parameters used: $\sigma = 0$ S/m, $\epsilon_r = 1$; $\rho = 0$ kg/m³

Ambient Temperature : 23.5 °C

DASY5 Configuration

- Probe: AM1DV3 - 3130; ; Calibrated: 2020/11/26
- Sensor-Surface: 0mm (Fix Surface)
- Electronics: DAE4 Sn854; Calibrated: 2021/4/8
- Phantom: HAC Test Arch with AMCC; Type: SD HAC P01 BA;
- Measurement SW: DASY52, Version 52.10 (4); SEMCAD X Version 14.6.14 (7483)


General Scans/z (axial) 4.2mm 50 x 50 2/ABM Interpolated SNR(x,y,z) (121x121x1):

Interpolated grid: dx=1.000 mm, dy=1.000 mm

ABM1/ABM2 = 44.90 dB

ABM1 comp = 7.36 dBA/m

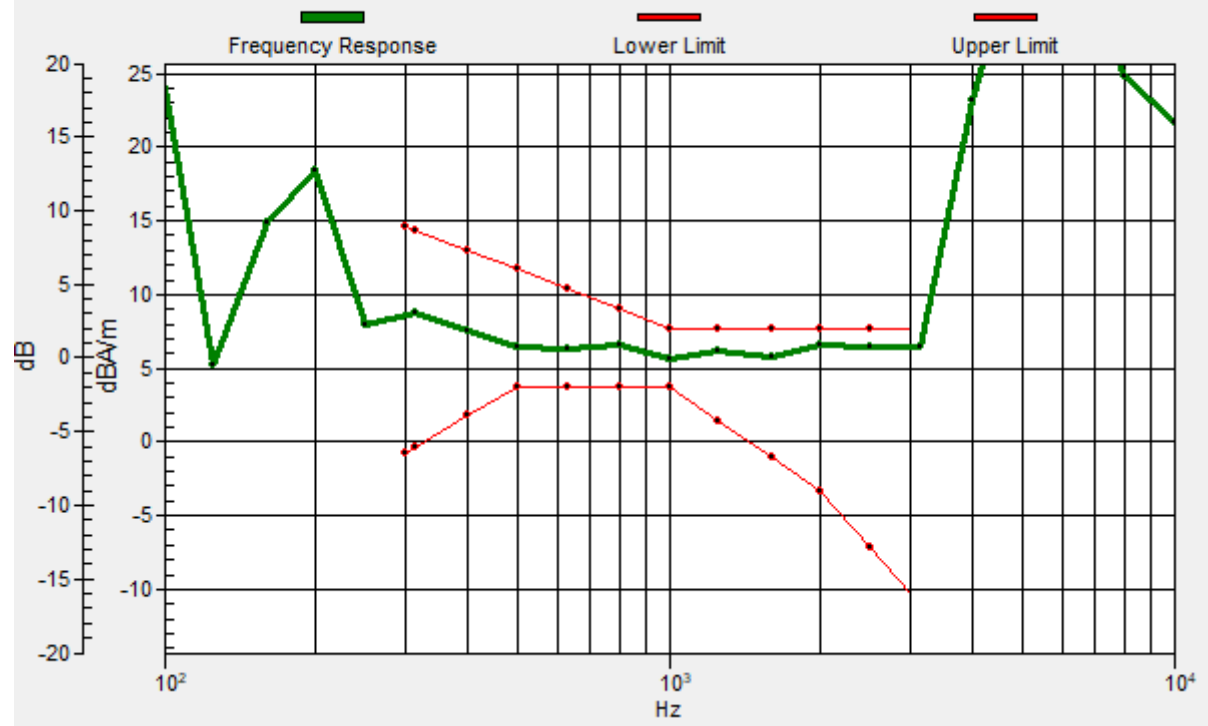
Location: 4, -10.3, 3.7 mm



0 dB = 175.7 = 44.90 dB

General Scans/z (axial) wideband at best S/N/ABM Freq Resp(x,y,z,f)

Loc: 4, -11, 3.7 mm Diff: 1.1dB



31_HAC_T-Coil_WLAN5GHz_802.11ac-VHT80 MCS0_Ch58_Transversal (Y)

Communication System: 802.11ac; Frequency: 5290 MHz

Medium: Air Medium parameters used: $\sigma = 0$ S/m, $\epsilon_r = 1$; $\rho = 0$ kg/m³

Ambient Temperature : 23.5 °C

DASY5 Configuration

- Probe: AM1DV3 - 3130; ; Calibrated: 2020/11/26
- Sensor-Surface: 0mm (Fix Surface)
- Electronics: DAE4 Sn854; Calibrated: 2021/4/8
- Phantom: HAC Test Arch with AMCC; Type: SD HAC P01 BA;
- Measurement SW: DASY52, Version 52.10 (4); SEMCAD X Version 14.6.14 (7483)


General Scans/y (transversal) 4.2mm 50 x 50/ABM Interpolated SNR(x,y,z) (121x121x1):

Interpolated grid: dx=1.000 mm, dy=1.000 mm

ABM1/ABM2 = 36.13 dB

ABM1 comp = -4.86 dBA/m

Location: -1.6, -17.3, 3.7 mm



0 dB = 64.01 = 36.12 dB



Appendix B. Calibration Data

The DASy calibration certificates are shown as follows.



Accredited by the Swiss Accreditation Service (SAS)
The Swiss Accreditation Service is one of the signatories to the EA
Multilateral Agreement for the recognition of calibration certificates

Accreditation No.: **SCS 0108**

Client **Sporton**

Certificate No: **AM1DV3-3093_Nov20**

CALIBRATION CERTIFICATE

Object **AM1DV3 - SN: 3093**

Calibration procedure(s) **QA CAL-24.v4
Calibration procedure for AM1D magnetic field probes and TMFS in the
audio range**

Calibration date: **November 27, 2020**

This calibration certificate documents the traceability to national standards, which realize the physical units of measurements (SI).
The measurements and the uncertainties with confidence probability are given on the following pages and are part of the certificate.

All calibrations have been conducted in the closed laboratory facility: environment temperature (22 ± 3)°C and humidity < 70%.

Calibration Equipment used (M&TE critical for calibration)

Primary Standards	ID #	Cal Date (Certificate No.)	Scheduled Calibration
Keithley Multimeter Type 2001	SN: 0810278	07-Sep-20 (No. 28647)	Sep-21
Reference Probe AM1DV2	SN: 1008	10-Dec-19 (No. AM1DV2-1008_Dec19)	Dec-20
DAE4	SN: 781	27-Dec-19 (No. DAE4-781_Dec19)	Dec-20

Secondary Standards	ID #	Check Date (in house)	Scheduled Check
AMCC	SN: 1050	01-Oct-13 (in house check Oct-20)	Oct-23
AMMI Audio Measuring Instrument	SN: 1062	26-Sep-12 (in house check Oct-20)	Oct-23

Calibrated by:	Name Leif Klysner	Function Laboratory Technician	Signature
Approved by:	Name Katja Pokovic	Technical Manager	

Issued: November 28, 2020

This calibration certificate shall not be reproduced except in full without written approval of the laboratory.